







Bakersfield CAMPUS
Retention & Placement Rates
Associates of Arts in Nursing

ABHES ID#	I-220-03	PROGRAM NAME	ASSOCIATES OF ARTS IN NURSING			
REPORT PERIOD	July 1, 2022 to June 30, 2023	CREDENTIAL AWARDED	DIPLOMA			
Total number enrolled in this cohort	Beginning Enrollment	New Starts	Re-Entries	Ending Enrollment	Graduates	Retention Rates
255	72	179	4	190	0	75%
Number of Graduates	Number Placed Graduates	Number of Not Placed or Placed Out of Field	Unavailable	Placement Rate		
N/A	N/A	N/A	N/A	N/A		











Bakersfield CAMPUS
Retention & Placement Rates
Medical Assistant

ABHES ID#	I-220-03	PROGRAM NAME	MEDICAL ASSISTANT																											
REPORT PERIOD	July 1, 2022 to June 30, 2023	CREDENTIAL AWARDED	DIPLOMA																											
<table border="1"> <thead> <tr> <th>Total number enrolled in this cohort</th> <th>Beginning Enrollment</th> <th>New Starts</th> <th>Re-Entries</th> <th>Ending Enrollment</th> <th>Graduates</th> <th>Retention Rates</th> </tr> </thead> <tbody> <tr> <td align="center">58</td> <td align="center">23</td> <td align="center">35</td> <td align="center">N/A</td> <td align="center">25</td> <td align="center">17</td> <td align="center">72%</td> </tr> </tbody> </table> <table border="1"> <thead> <tr> <th>Number of Graduates</th> <th>Number Placed Graduates</th> <th>Number of Not Placed or Placed Out of Field</th> <th>Unavailable</th> <th>Placement Rate</th> </tr> </thead> <tbody> <tr> <td align="center">17</td> <td align="center">10</td> <td align="center">7</td> <td align="center">N/A</td> <td align="center">59%</td> </tr> </tbody> </table>							Total number enrolled in this cohort	Beginning Enrollment	New Starts	Re-Entries	Ending Enrollment	Graduates	Retention Rates	58	23	35	N/A	25	17	72%	Number of Graduates	Number Placed Graduates	Number of Not Placed or Placed Out of Field	Unavailable	Placement Rate	17	10	7	N/A	59%
Total number enrolled in this cohort	Beginning Enrollment	New Starts	Re-Entries	Ending Enrollment	Graduates	Retention Rates																								
58	23	35	N/A	25	17	72%																								
Number of Graduates	Number Placed Graduates	Number of Not Placed or Placed Out of Field	Unavailable	Placement Rate																										
17	10	7	N/A	59%																										



Bakersfield CAMPUS
Retention & Placement Rates
Medical Insurance Biller

ABHES ID#	I-220-03	PROGRAM NAME	MEDICAL INSURANCE BILLER
REPORT PERIOD	July 1, 2022 to June 30, 2023	CREDENTIAL AWARDED	DIPLOMA

Total number enrolled in this cohort	Beginning Enrollment	New Starts	Re-Entries	Ending Enrollment	Graduates	Retention Rates
26	8	18	N/A	17	3	77%

Number of Graduates	Number Placed Graduates	Number of Not Placed or Placed Out of Field	Unavailable	Placement Rate
3	2	1	N/A	67%

