



Log Off  
070772  
Timeout:  
44.9 minutes

- Annual Report
- Programs
- School Info
- DMS
- HELP ?

Annual Report: **2023** School Number: **070772** School Name: **North-West College** Type: **Branch** Annual Report Status: **Submitted**

Address1: **4550 LaSierra Ave.** City: **Riverside** State: **CA** Zip: **92505**

**GRADUATION AND EMPLOYMENT CHART**

**You must SAVE the G&E form to calculate totals**

<b>Cancel</b>	<input checked="" type="checkbox"/> Complete	<b>Save</b>
Approved Program Title:	Surgical Technology	
Program Code:	166	
Credential:	AOS	
Report Date:	7/2023	Program Length in Months: 19
Beginning Date:	12/2019	End Date: 11/2020

Is this chart for a satellite location?  Yes  No

Is this chart for a program offered 100% via Distance Education?  Yes  No

**REPORTING PERIOD**

Class Start Date (eg 01/21):	12/19	01/20	02/20	03/20	04/20	05/20	06/20	07/20	08/20	09/20	10/20	11/20	Total	%
Number Started:	0	0	0	0	0	0	0	0	0	0	0	0	0	
Transfers to Another Program/Cohort:	0	0	0	0	0	0	0	0	0	0	0	0	0	0%
Transfers from Another Program/Cohort:	0	0	0	0	0	0	0	0	0	0	0	0	0	0%
<b>Total Starts (+/- Transfers):</b>	<b>0</b>	<b>0</b>	<b>0</b>	<b>0</b>	<b>0</b>	<b>0</b>	<b>0</b>	<b>0</b>	<b>0</b>	<b>0</b>	<b>0</b>	<b>0</b>	<b>0</b>	
Unavailable for Graduation:	0	0	0	0	0	0	0	0	0	0	0	0	0	0%
<b>Students Available For Graduation:</b>	<b>0</b>	<b>0</b>	<b>0</b>	<b>0</b>	<b>0</b>	<b>0</b>	<b>0</b>	<b>0</b>	<b>0</b>	<b>0</b>	<b>0</b>	<b>0</b>	<b>0</b>	<b>0%</b>
Withdrawn/Terminated Students:	0	0	0	0	0	0	0	0	0	0	0	0	0	0%
<b>Graduates within 150% Program Length:</b>	<b>0</b>	<b>0</b>	<b>0</b>	<b>0</b>	<b>0</b>	<b>0</b>	<b>0</b>	<b>0</b>	<b>0</b>	<b>0</b>	<b>0</b>	<b>0</b>	<b>0</b>	<b>0%</b>



**LICENSURE / CERTIFICATION EXAMINATION PASS RATES CHART**

Licensure / Certification Name:														
1. Class Start Date:	12/19	01/20	02/20	03/20	04/20	05/20	06/20	07/20	08/20	09/20	10/20	11/20		
2. Number of Graduates:	0	0	0	0	0	0	0	0	0	0	0	0	0	0
3. # of Graduates Taking Exam:	0	0	0	0	0	0	0	0	0	0	0	0	0	0
4. # of Graduates Passing Exam:	0	0	0	0	0	0	0	0	0	0	0	0	0	0
<b>5. Percentage of Grads Passing Exam:</b>	<b>0</b>	<b>0</b>	<b>0</b>	<b>0</b>	<b>0</b>	<b>0</b>	<b>0</b>	<b>0</b>	<b>0</b>	<b>0</b>	<b>0</b>	<b>0</b>	<b>0</b>	<b>0</b>
Licensure / Certification Examination Agency Rate:	0	0	0	0	0	0	0	0	0	0	0	0	0	0

<b>Cancel</b>													<b>Save</b>
---------------	--	--	--	--	--	--	--	--	--	--	--	--	-------------



Log Off  
070772  
Timeout:  
44.7 minutes

- Annual Report
- Programs
- School Info
- DMS
- HELP ?

Annual Report: **2023** School Number: **070772** School Name: **North-West College** Type: **Branch** Annual Report Status: **Submitted**

Address1: **4550 LaSierra Ave.** City: **Riverside** State: **CA** Zip: **92505**

**GRADUATION AND EMPLOYMENT CHART**

**You must SAVE the G&E form to calculate totals**

<b>Cancel</b>	<input checked="" type="checkbox"/> Complete	<b>Save</b>
Approved Program Title:	Dental Assistant	
Program Code:	106	
Credential:	Diploma	
Report Date:	7/2023	Program Length in Months: <input type="text" value="9"/>
Beginning Date:	3/2021	End Date: 2/2022

Is this chart for a satellite location?  Yes  No

Is this chart for a program offered 100% via Distance Education?  Yes  No

**REPORTING PERIOD**

Class Start Date (eg 01/21):	03/21	04/21	05/21	06/21	07/21	08/21	09/21	10/21	11/21	12/21	01/22	02/22	Total	%
Number Started:	3	2	2	5	1	1	1	5	5	6	3	4	<b>38</b>	
Transfers to Another Program/Cohort:	0	0	0	1	0	0	0	0	0	0	0	0	<b>1</b>	<b>3%</b>
Transfers from Another Program/Cohort:	0	0	0	0	0	0	0	0	0	0	0	0	<b>0</b>	<b>0%</b>
<b>Total Starts (+/- Transfers):</b>	<b>3</b>	<b>2</b>	<b>2</b>	<b>4</b>	<b>1</b>	<b>1</b>	<b>1</b>	<b>5</b>	<b>5</b>	<b>6</b>	<b>3</b>	<b>4</b>	<b>37</b>	
Unavailable for Graduation:	0	0	0	0	0	0	0	0	0	0	0	0	<b>0</b>	<b>0%</b>
<b>Students Available For Graduation:</b>	<b>3</b>	<b>2</b>	<b>2</b>	<b>4</b>	<b>1</b>	<b>1</b>	<b>1</b>	<b>5</b>	<b>5</b>	<b>6</b>	<b>3</b>	<b>4</b>	<b>37</b>	<b>100%</b>
Withdrawn/Terminated Students:	1	0	1	2	1	0	1	1	1	4	1	0	<b>13</b>	<b>35%</b>
<b>Graduates within 150% Program Length:</b>	<b>2</b>	<b>2</b>	<b>1</b>	<b>2</b>	<b>0</b>	<b>1</b>	<b>0</b>	<b>4</b>	<b>4</b>	<b>2</b>	<b>2</b>	<b>4</b>	<b>24</b>	<b>65%</b>



**LICENSURE / CERTIFICATION EXAMINATION PASS RATES CHART**

Licensure / Certification Name:														
1. Class Start Date:	03/21	04/21	05/21	06/21	07/21	08/21	09/21	10/21	11/21	12/21	01/22	02/22		
2. Number of Graduates:	2	2	1	2	0	1	0	4	4	2	2	4	<b>24</b>	
3. # of Graduates Taking Exam:	0	0	0	0	0	0	0	0	0	0	0	0	<b>0</b>	
4. # of Graduates Passing Exam:	0	0	0	0	0	0	0	0	0	0	0	0	<b>0</b>	
<b>5. Percentage of Grads Passing Exam:</b>	<b>0</b>	<b>0</b>	<b>0</b>	<b>0</b>	<b>0</b>	<b>0</b>	<b>0</b>	<b>0</b>	<b>0</b>	<b>0</b>	<b>0</b>	<b>0</b>	<b>0</b>	Avg.
Licensure / Certification Examination Agency Rate:	0	0	0	0	0	0	0	0	0	0	0	0	<b>0</b>	<b>0</b>

<b>Cancel</b>													<b>Save</b>
---------------	--	--	--	--	--	--	--	--	--	--	--	--	-------------



Log Off  
070772  
Timeout:  
45.0 minutes

- Annual Report
- Programs
- School Info
- DMS
- HELP ?

Annual Report: **2023** School Number: **070772** School Name: **North-West College** Type: **Branch** Annual Report Status: **Submitted**

Address1: **4550 LaSierra Ave.** City: **Riverside** State: **CA** Zip: **92505**

**GRADUATION AND EMPLOYMENT CHART**

**You must SAVE the G&E form to calculate totals**

<b>Cancel</b>	<input checked="" type="checkbox"/> Complete	<b>Save</b>
Approved Program Title:	Eyecare Specialist	
Program Code:	156	
Credential:	Diploma	
Report Date:	7/2023	Program Length in Months: <input type="text" value="8"/>
Beginning Date:	4/2021	End Date: 3/2022

Is this chart for a satellite location?  Yes  No

Is this chart for a program offered 100% via Distance Education?  Yes  No

**REPORTING PERIOD**

Class Start Date (eg 01/21):	04/21	05/21	06/21	07/21	08/21	09/21	10/21	11/21	12/21	01/22	02/22	03/22	Total	%
Number Started:	0	0	0	0	0	0	0	0	0	0	0	0	0	
Transfers to Another Program/Cohort:	0	0	0	0	0	0	0	0	0	0	0	0	0	0%
Transfers from Another Program/Cohort:	0	0	0	0	0	0	0	0	0	0	0	0	0	0%
<b>Total Starts (+/- Transfers):</b>	<b>0</b>	<b>0</b>	<b>0</b>	<b>0</b>	<b>0</b>	<b>0</b>	<b>0</b>	<b>0</b>	<b>0</b>	<b>0</b>	<b>0</b>	<b>0</b>	<b>0</b>	
Unavailable for Graduation:	0	0	0	0	0	0	0	0	0	0	0	0	0	0%
<b>Students Available For Graduation:</b>	<b>0</b>	<b>0</b>	<b>0</b>	<b>0</b>	<b>0</b>	<b>0</b>	<b>0</b>	<b>0</b>	<b>0</b>	<b>0</b>	<b>0</b>	<b>0</b>	<b>0</b>	<b>0%</b>
Withdrawn/Terminated Students:	0	0	0	0	0	0	0	0	0	0	0	0	0	0%
<b>Graduates within 150% Program Length:</b>	<b>0</b>	<b>0</b>	<b>0</b>	<b>0</b>	<b>0</b>	<b>0</b>	<b>0</b>	<b>0</b>	<b>0</b>	<b>0</b>	<b>0</b>	<b>0</b>	<b>0</b>	<b>0%</b>





**LICENSURE / CERTIFICATION EXAMINATION PASS RATES CHART**

Licensure / Certification Name:														
1. Class Start Date:	04/21	05/21	06/21	07/21	08/21	09/21	10/21	11/21	12/21	01/22	02/22	03/22		
2. Number of Graduates:	0	0	0	0	0	0	0	0	0	0	0	0	0	
3. # of Graduates Taking Exam:	0	0	0	0	0	0	0	0	0	0	0	0	0	
4. # of Graduates Passing Exam:	0	0	0	0	0	0	0	0	0	0	0	0	0	
<b>5. Percentage of Grads Passing Exam:</b>	<b>0</b>	<b>0</b>	<b>0</b>	<b>0</b>	<b>0</b>	<b>0</b>	<b>0</b>	<b>0</b>	<b>0</b>	<b>0</b>	<b>0</b>	<b>0</b>	<b>0</b>	<b>Avg.</b>
Licensure / Certification Examination Agency Rate:	0	0	0	0	0	0	0	0	0	0	0	0	0	0
<b>Cancel</b>														
<b>Save</b>														



Log Off  
070772  
Timeout:  
44.9 minutes

- Annual Report
- Programs
- School Info
- DMS
- HELP ?

Annual Report: **2023** School Number: **070772** School Name: **North-West College** Type: **Branch** Annual Report Status: **Submitted**

Address1: **4550 LaSierra Ave.** City: **Riverside** State: **CA** Zip: **92505**

**GRADUATION AND EMPLOYMENT CHART**

**You must SAVE the G&E form to calculate totals**



<b>Cancel</b>	<input checked="" type="checkbox"/> Complete	<b>Save</b>
Approved Program Title:	Medical Assistant	
Program Code:	124	
Credential:	Diploma	
Report Date:	7/2023	Program Length in Months: 9
Beginning Date:	3/2021	End Date: 2/2022

Is this chart for a satellite location?  Yes  No

Is this chart for a program offered 100% via Distance Education?  Yes  No

**REPORTING PERIOD**

Class Start Date (eg 01/21):	03/21	04/21	05/21	06/21	07/21	08/21	09/21	10/21	11/21	12/21	01/22	02/22	Total	%
Number Started:	29	10	8	23	14	32	14	18	16	5	24	10	<b>203</b>	
Transfers to Another Program/Cohort:	0	1	0	0	0	0	0	0	0	1	0	0	<b>2</b>	<b>1%</b>
Transfers from Another Program/Cohort:	0	0	0	0	0	0	0	0	0	0	0	0	<b>0</b>	<b>0%</b>
<b>Total Starts (+/- Transfers):</b>	<b>29</b>	<b>9</b>	<b>8</b>	<b>23</b>	<b>14</b>	<b>32</b>	<b>14</b>	<b>18</b>	<b>16</b>	<b>4</b>	<b>24</b>	<b>10</b>	<b>201</b>	
Unavailable for Graduation:	0	0	0	0	0	0	0	0	0	0	0	0	<b>0</b>	<b>0%</b>
<b>Students Available For Graduation:</b>	<b>29</b>	<b>9</b>	<b>8</b>	<b>23</b>	<b>14</b>	<b>32</b>	<b>14</b>	<b>18</b>	<b>16</b>	<b>4</b>	<b>24</b>	<b>10</b>	<b>201</b>	<b>100%</b>
Withdrawn/Terminated Students:	10	5	2	3	5	9	3	5	7	2	11	4	<b>66</b>	<b>33%</b>
<b>Graduates within 150% Program Length:</b>	<b>19</b>	<b>4</b>	<b>6</b>	<b>20</b>	<b>9</b>	<b>23</b>	<b>11</b>	<b>13</b>	<b>9</b>	<b>2</b>	<b>13</b>	<b>6</b>	<b>135</b>	<b>67%</b>

<b>GRADUATION RATE</b>	<b>66%</b>	<b>44%</b>	<b>75%</b>	<b>87%</b>	<b>64%</b>	<b>72%</b>	<b>79%</b>	<b>72%</b>	<b>56%</b>	<b>50%</b>	<b>54%</b>	<b>60%</b>		<b>67%</b>
Graduates - Further Education: 	0	0	0	0	0	0	0	0	0	0	0	0	0	0
Graduates - Unavailable for Employment: 	0	0	0	0	0	0	0	0	0	0	0	0	0	0
Graduates - Available for Employment:	<b>19</b>	<b>4</b>	<b>6</b>	<b>20</b>	<b>9</b>	<b>23</b>	<b>11</b>	<b>13</b>	<b>9</b>	<b>2</b>	<b>13</b>	<b>6</b>	<b>135</b>	<b>100%</b>
Graduates - Employed in Field:	11	3	3	18	7	14	8	10	4	1	11	6	96	71%
<b>EMPLOYMENT RATE</b>	<b>58%</b>	<b>75%</b>	<b>50%</b>	<b>90%</b>	<b>78%</b>	<b>61%</b>	<b>73%</b>	<b>77%</b>	<b>44%</b>	<b>50%</b>	<b>85%</b>	<b>100%</b>		<b>71%</b>
Graduates - Unrelated Occupation:	0	0	0	0	0	0	0	0	0	0	0	0	0	0
Graduates - Unemployed:	8	1	3	2	2	9	3	3	5	1	2	0	39	29%
Graduates - Unknown:	0	0	0	0	0	0	0	0	0	0	0	0	0	0
<b>Non-Graduated Students Who Obtained Training Related Employment</b>	0	0	0	0	0	0	0	0	0	0	0	0	0	0
<b>Employment Rate with Non-Graduated Employed Students</b>	<b>58%</b>	<b>75%</b>	<b>50%</b>	<b>90%</b>	<b>78%</b>	<b>61%</b>	<b>73%</b>	<b>77%</b>	<b>44%</b>	<b>50%</b>	<b>85%</b>	<b>100%</b>		<b>71%</b>

**LICENSURE / CERTIFICATION EXAMINATION PASS RATES CHART**

Licensure / Certification Name:														
1. Class Start Date:	03/21	04/21	05/21	06/21	07/21	08/21	09/21	10/21	11/21	12/21	01/22	02/22		
2. Number of Graduates:	19	4	6	20	9	23	11	13	9	2	13	6	<b>135</b>	
3. # of Graduates Taking Exam:	0	0	0	0	0	0	0	0	0	0	0	0	<b>0</b>	
4. # of Graduates Passing Exam:	0	0	0	0	0	0	0	0	0	0	0	0	<b>0</b>	
<b>5. Percentage of Grads Passing Exam:</b>	<b>0</b>	<b>0</b>	<b>0</b>	<b>0</b>	<b>0</b>	<b>0</b>	<b>0</b>	<b>0</b>	<b>0</b>	<b>0</b>	<b>0</b>	<b>0</b>	<b>0</b>	Avg.
Licensure / Certification Examination Agency Rate:	0	0	0	0	0	0	0	0	0	0	0	0	<b>0</b>	<b>0</b>

<b>Cancel</b>													<b>Save</b>
---------------	--	--	--	--	--	--	--	--	--	--	--	--	-------------



Log Off  
070772  
Timeout:  
44.9 minutes

- Annual Report
- Programs
- School Info
- DMS
- HELP ?

Annual Report: **2023** School Number: **070772** School Name: **North-West College** Type: **Branch** Annual Report Status: **Submitted**

Address1: **4550 LaSierra Ave.** City: **Riverside** State: **CA** Zip: **92505**

**GRADUATION AND EMPLOYMENT CHART**

**You must SAVE the G&E form to calculate totals**



<b>Cancel</b>	<input checked="" type="checkbox"/> Complete	<b>Save</b>
Approved Program Title:	Medical Insurance Biller and Coder	
Program Code:	128	
Credential:	Diploma	
Report Date:	7/2023	Program Length in Months: <input type="text" value="9"/>
Beginning Date:	3/2021	End Date: 2/2022

Is this chart for a satellite location?  Yes  No

Is this chart for a program offered 100% via Distance Education?  Yes  No

**REPORTING PERIOD**

Class Start Date (eg 01/21):	03/21	04/21	05/21	06/21	07/21	08/21	09/21	10/21	11/21	12/21	01/22	02/22	Total	%
Number Started:	6	2	3	1	4	6	1	1	2	2	4	1	<b>33</b>	
Transfers to Another Program/Cohort:	0	0	0	0	0	0	0	0	0	0	0	0	<b>0</b>	<b>0%</b>
Transfers from Another Program/Cohort:	0	0	0	0	0	0	0	0	0	0	0	0	<b>0</b>	<b>0%</b>
<b>Total Starts (+/- Transfers):</b>	<b>6</b>	<b>2</b>	<b>3</b>	<b>1</b>	<b>4</b>	<b>6</b>	<b>1</b>	<b>1</b>	<b>2</b>	<b>2</b>	<b>4</b>	<b>1</b>	<b>33</b>	
Unavailable for Graduation:	0	0	0	0	0	0	0	0	0	0	0	0	<b>0</b>	<b>0%</b>
<b>Students Available For Graduation:</b>	<b>6</b>	<b>2</b>	<b>3</b>	<b>1</b>	<b>4</b>	<b>6</b>	<b>1</b>	<b>1</b>	<b>2</b>	<b>2</b>	<b>4</b>	<b>1</b>	<b>33</b>	<b>100%</b>
Withdrawn/Terminated Students:	2	1	2	0	0	2	0	1	1	2	3	0	<b>14</b>	<b>42%</b>
<b>Graduates within 150% Program Length:</b>	<b>4</b>	<b>1</b>	<b>1</b>	<b>1</b>	<b>4</b>	<b>4</b>	<b>1</b>	<b>0</b>	<b>1</b>	<b>0</b>	<b>1</b>	<b>1</b>	<b>19</b>	<b>58%</b>

<b>GRADUATION RATE</b>	<b>67%</b>	<b>50%</b>	<b>33%</b>	<b>100%</b>	<b>100%</b>	<b>67%</b>	<b>100%</b>	<b>0%</b>	<b>50%</b>	<b>0%</b>	<b>25%</b>	<b>100%</b>		<b>58%</b>
Graduates - Further Education: 	0	0	0	0	0	0	0	0	0	0	0	0	0	0
Graduates - Unavailable for Employment: 	0	0	0	0	0	0	0	0	0	0	0	0	0	0
Graduates - Available for Employment:	<b>4</b>	<b>1</b>	<b>1</b>	<b>1</b>	<b>4</b>	<b>4</b>	<b>1</b>	<b>0</b>	<b>1</b>	<b>0</b>	<b>1</b>	<b>1</b>	<b>19</b>	<b>100%</b>
Graduates - Employed in Field:	4	1	1	1	2	2	0	0	1	0	1	1	14	74%
<b>EMPLOYMENT RATE</b>	<b>100%</b>	<b>100%</b>	<b>100%</b>	<b>100%</b>	<b>50%</b>	<b>50%</b>	<b>0%</b>	<b>0%</b>	<b>100%</b>	<b>0%</b>	<b>100%</b>	<b>100%</b>		<b>74%</b>
Graduates - Unrelated Occupation:	0	0	0	0	0	0	0	0	0	0	0	0	0	0
Graduates - Unemployed:	0	0	0	0	2	2	1	0	0	0	0	0	5	26%
Graduates - Unknown:	0	0	0	0	0	0	0	0	0	0	0	0	0	0
<b>Non-Graduated Students Who Obtained Training Related Employment</b>	0	0	0	0	0	0	0	0	0	0	0	0	0	0
<b>Employment Rate with Non-Graduated Employed Students</b>	<b>100%</b>	<b>100%</b>	<b>100%</b>	<b>100%</b>	<b>50%</b>	<b>50%</b>	<b>0%</b>	<b>0%</b>	<b>100%</b>	<b>0%</b>	<b>100%</b>	<b>100%</b>		<b>74%</b>

**LICENSURE / CERTIFICATION EXAMINATION PASS RATES CHART**

Licensure / Certification Name:														
1. Class Start Date:	03/21	04/21	05/21	06/21	07/21	08/21	09/21	10/21	11/21	12/21	01/22	02/22		
2. Number of Graduates:	4	1	1	1	4	4	1	0	1	0	1	1	<b>19</b>	
3. # of Graduates Taking Exam:	0	0	0	0	0	0	0	0	0	0	0	0	<b>0</b>	
4. # of Graduates Passing Exam:	0	0	0	0	0	0	0	0	0	0	0	0	<b>0</b>	
<b>5. Percentage of Grads Passing Exam:</b>	<b>0</b>	<b>0</b>	<b>0</b>	<b>0</b>	<b>0</b>	<b>0</b>	<b>0</b>	<b>0</b>	<b>0</b>	<b>0</b>	<b>0</b>	<b>0</b>	<b>0</b>	Avg.
Licensure / Certification Examination Agency Rate:	0	0	0	0	0	0	0	0	0	0	0	0	<b>0</b>	<b>0</b>

<b>Cancel</b>													<b>Save</b>
---------------	--	--	--	--	--	--	--	--	--	--	--	--	-------------



Log Off  
070772  
Timeout:  
45.0 minutes

Annual Report

Programs

School Info

DMS

HELP ?

Annual Report: **2023** School Number: **070772** School Name: **North-West College** Type: **Branch** Annual Report Status: **Submitted**

Address1: **4550 LaSierra Ave.** City: **Riverside** State: **CA** Zip: **92505**

GRADUATION AND EMPLOYMENT CHART

You must SAVE the G&E form to calculate totals

<b>Cancel</b>	<input checked="" type="checkbox"/> Complete		<b>Save</b>
Approved Program Title:	Pharmacy Technician		
Program Code:	146		
Credential:	Diploma		
Report Date:	7/2023	Program Length in Months: <a href="#">?</a>	9
Beginning Date:	3/2021	End Date:	2/2022



Is this chart for a satellite location?  Yes  No [?](#)

Is this chart for a program offered 100% via Distance Education?  Yes  No [?](#)

REPORTING PERIOD

Class Start Date (eg 01/21):	03/21	04/21	05/21	06/21	07/21	08/21	09/21	10/21	11/21	12/21	01/22	02/22	Total	%
Number Started:	4	2	3	2	2	5	3	3	0	1	9	3	37	
Transfers to Another Program/Cohort:	0	1	0	0	0	0	1	0	0	0	1	0	3	8%
Transfers from Another Program/Cohort:	0	0	0	0	0	0	0	0	0	0	0	0	0	0%
<b>Total Starts (+/- Transfers):</b>	<b>4</b>	<b>1</b>	<b>3</b>	<b>2</b>	<b>2</b>	<b>5</b>	<b>2</b>	<b>3</b>	<b>0</b>	<b>1</b>	<b>8</b>	<b>3</b>	<b>34</b>	
Unavailable for Graduation: <a href="#">?</a>	0	0	0	0	0	0	0	0	0	0	0	0	0	0%
<b>Students Available For Graduation:</b>	<b>4</b>	<b>1</b>	<b>3</b>	<b>2</b>	<b>2</b>	<b>5</b>	<b>2</b>	<b>3</b>	<b>0</b>	<b>1</b>	<b>8</b>	<b>3</b>	<b>34</b>	<b>100%</b>
Withdrawn/Terminated Students:	1	0	0	1	1	0	0	0	0	1	3	0	7	21%
<b>Graduates within 150% Program Length:</b>	<b>3</b>	<b>1</b>	<b>3</b>	<b>1</b>	<b>1</b>	<b>5</b>	<b>2</b>	<b>3</b>	<b>0</b>	<b>0</b>	<b>5</b>	<b>3</b>	<b>27</b>	<b>79%</b>



<b>GRADUATION RATE</b>	<b>75%</b>	<b>100%</b>	<b>100%</b>	<b>50%</b>	<b>50%</b>	<b>100%</b>	<b>100%</b>	<b>100%</b>	<b>0%</b>	<b>0%</b>	<b>63%</b>	<b>100%</b>		<b>79%</b>
Graduates - Further Education: 	0	0	0	0	0	0	0	0	0	0	0	0	0	0
Graduates - Unavailable for Employment: 	0	0	0	0	0	0	0	0	0	0	0	0	0	0
Graduates - Available for Employment:	<b>3</b>	<b>1</b>	<b>3</b>	<b>1</b>	<b>1</b>	<b>5</b>	<b>2</b>	<b>3</b>	<b>0</b>	<b>0</b>	<b>5</b>	<b>3</b>	<b>27</b>	<b>100%</b>
Graduates - Employed in Field:	3	0	3	1	0	3	2	3	0	0	3	3	21	78%
<b>EMPLOYMENT RATE</b>	<b>100%</b>	<b>0%</b>	<b>100%</b>	<b>100%</b>	<b>0%</b>	<b>60%</b>	<b>100%</b>	<b>100%</b>	<b>0%</b>	<b>0%</b>	<b>60%</b>	<b>100%</b>		<b>78%</b>
Graduates - Unrelated Occupation:	0	0	0	0	0	0	0	0	0	0	0	0	0	0
Graduates - Unemployed:	0	1	0	0	1	2	0	0	0	0	2	0	6	22%
Graduates - Unknown:	0	0	0	0	0	0	0	0	0	0	0	0	0	0
<b>Non-Graduated Students Who Obtained Training Related Employment</b>	0	0	0	0	0	0	0	0	0	0	0	0	0	0
<b>Employment Rate with Non-Graduated Employed Students</b>	<b>100%</b>	<b>0%</b>	<b>100%</b>	<b>100%</b>	<b>0%</b>	<b>60%</b>	<b>100%</b>	<b>100%</b>	<b>0%</b>	<b>0%</b>	<b>60%</b>	<b>100%</b>		<b>78%</b>

**LICENSURE / CERTIFICATION EXAMINATION PASS RATES CHART**

Licensure / Certification Name:														
1. Class Start Date:	03/21	04/21	05/21	06/21	07/21	08/21	09/21	10/21	11/21	12/21	01/22	02/22		
2. Number of Graduates:	3	1	3	1	1	5	2	3	0	0	5	3	<b>27</b>	
3. # of Graduates Taking Exam:	0	0	0	0	0	0	0	0	0	0	0	0	<b>0</b>	
4. # of Graduates Passing Exam:	0	0	0	0	0	0	0	0	0	0	0	0	<b>0</b>	
<b>5. Percentage of Grads Passing Exam:</b>	<b>0</b>	<b>0</b>	<b>0</b>	<b>0</b>	<b>0</b>	<b>0</b>	<b>0</b>	<b>0</b>	<b>0</b>	<b>0</b>	<b>0</b>	<b>0</b>	<b>0</b>	Avg.
Licensure / Certification Examination Agency Rate:	0	0	0	0	0	0	0	0	0	0	0	0	<b>0</b>	<b>0</b>

<b>Cancel</b>													<b>Save</b>
---------------	--	--	--	--	--	--	--	--	--	--	--	--	-------------



Log Off  
070772  
Timeout:  
45.0 minutes

- Annual Report
- Programs
- School Info
- DMS
- HELP ?

Annual Report: **2023** School Number: **070772** School Name: **North-West College** Type: **Branch** Annual Report Status: **Submitted**

Address1: **4550 LaSierra Ave.** City: **Riverside** State: **CA** Zip: **92505**

**GRADUATION AND EMPLOYMENT CHART**

**You must SAVE the G&E form to calculate totals**



<b>Cancel</b>	<input checked="" type="checkbox"/> Complete	<b>Save</b>
Approved Program Title:	Surgical Technology	
Program Code:	166	
Credential:	Diploma	
Report Date:	7/2023	Program Length in Months: 15
Beginning Date:	6/2020	End Date: 5/2021

Is this chart for a satellite location?  Yes  No

Is this chart for a program offered 100% via Distance Education?  Yes  No

**REPORTING PERIOD**

Class Start Date (eg 01/21):	06/20	07/20	08/20	09/20	10/20	11/20	12/20	01/21	02/21	03/21	04/21	05/21	Total	%
Number Started:	0	0	0	1	12	0	0	0	0	0	12	0	25	
Transfers to Another Program/Cohort:	0	0	0	0	0	0	0	0	0	0	0	0	0	0%
Transfers from Another Program/Cohort:	0	0	0	0	0	0	0	0	0	0	0	0	0	0%
<b>Total Starts (+/- Transfers):</b>	<b>0</b>	<b>0</b>	<b>0</b>	<b>1</b>	<b>12</b>	<b>0</b>	<b>0</b>	<b>0</b>	<b>0</b>	<b>0</b>	<b>12</b>	<b>0</b>	<b>25</b>	
Unavailable for Graduation:	0	0	0	0	0	0	0	0	0	0	0	0	0	0%
<b>Students Available For Graduation:</b>	<b>0</b>	<b>0</b>	<b>0</b>	<b>1</b>	<b>12</b>	<b>0</b>	<b>0</b>	<b>0</b>	<b>0</b>	<b>0</b>	<b>12</b>	<b>0</b>	<b>25</b>	<b>100%</b>
Withdrawn/Terminated Students:	0	0	0	0	3	0	0	0	0	0	2	0	5	20%
<b>Graduates within 150% Program Length:</b>	<b>0</b>	<b>0</b>	<b>0</b>	<b>1</b>	<b>9</b>	<b>0</b>	<b>0</b>	<b>0</b>	<b>0</b>	<b>0</b>	<b>10</b>	<b>0</b>	<b>20</b>	<b>80%</b>

<b>GRADUATION RATE</b>	<b>0%</b>	<b>0%</b>	<b>0%</b>	<b>100%</b>	<b>75%</b>	<b>0%</b>	<b>0%</b>	<b>0%</b>	<b>0%</b>	<b>0%</b>	<b>83%</b>	<b>0%</b>		<b>80%</b>
Graduates - Further Education: 	0	0	0	0	0	0	0	0	0	0	0	0	0	0
Graduates - Unavailable for Employment: 	0	0	0	0	0	0	0	0	0	0	0	0	0	0
Graduates - Available for Employment:	<b>0</b>	<b>0</b>	<b>0</b>	<b>1</b>	<b>9</b>	<b>0</b>	<b>0</b>	<b>0</b>	<b>0</b>	<b>0</b>	<b>10</b>	<b>0</b>	<b>20</b>	<b>100%</b>
Graduates - Employed in Field:	0	0	0	1	7	0	0	0	0	0	7	0	15	75%
<b>EMPLOYMENT RATE</b>	<b>0%</b>	<b>0%</b>	<b>0%</b>	<b>100%</b>	<b>78%</b>	<b>0%</b>	<b>0%</b>	<b>0%</b>	<b>0%</b>	<b>0%</b>	<b>70%</b>	<b>0%</b>		<b>75%</b>
Graduates - Unrelated Occupation:	0	0	0	0	0	0	0	0	0	0	0	0	0	0
Graduates - Unemployed:	0	0	0	0	2	0	0	0	0	0	3	0	5	25%
Graduates - Unknown:	0	0	0	0	0	0	0	0	0	0	0	0	0	0
<b>Non-Graduated Students Who Obtained Training Related Employment</b>	0	0	0	0	0	0	0	0	0	0	0	0	0	0
<b>Employment Rate with Non-Graduated Employed Students</b>	<b>0%</b>	<b>0%</b>	<b>0%</b>	<b>100%</b>	<b>78%</b>	<b>0%</b>	<b>0%</b>	<b>0%</b>	<b>0%</b>	<b>0%</b>	<b>70%</b>	<b>0%</b>		<b>75%</b>

**LICENSURE / CERTIFICATION EXAMINATION PASS RATES CHART**

Licensure / Certification Name:														
1. Class Start Date:	06/20	07/20	08/20	09/20	10/20	11/20	12/20	01/21	02/21	03/21	04/21	05/21		
2. Number of Graduates:	0	0	0	1	9	0	0	0	0	0	10	0	<b>20</b>	
3. # of Graduates Taking Exam:	0	0	0	0	0	0	0	0	0	0	0	0	<b>0</b>	
4. # of Graduates Passing Exam:	0	0	0	0	0	0	0	0	0	0	0	0	<b>0</b>	
<b>5. Percentage of Grads Passing Exam:</b>	<b>0</b>	<b>0</b>	<b>0</b>	<b>0</b>	<b>0</b>	<b>0</b>	<b>0</b>	<b>0</b>	<b>0</b>	<b>0</b>	<b>0</b>	<b>0</b>	<b>0</b>	Avg.
Licensure / Certification Examination Agency Rate:	0	0	0	0	0	0	0	0	0	0	0	0	<b>0</b>	<b>0</b>

<b>Cancel</b>								<b>Save</b>			
---------------	--	--	--	--	--	--	--	-------------	--	--	--



Log Off  
070772  
Timeout:  
45.0 minutes

- Annual Report
- Programs
- School Info
- DMS
- HELP ?

Annual Report: **2023** School Number: **070772** School Name: **North-West College** Type: **Branch** Annual Report Status: **Submitted**

Address1: **4550 LaSierra Ave.** City: **Riverside** State: **CA** Zip: **92505**

**GRADUATION AND EMPLOYMENT CHART**

**You must SAVE the G&E form to calculate totals**



<b>Cancel</b>	<input checked="" type="checkbox"/> Complete	<b>Save</b>
Approved Program Title:	Vocational Nurse	
Program Code:	1715	
Credential:	Diploma	
Report Date:	7/2023	Program Length in Months: 15
Beginning Date:	6/2020	End Date: 5/2021

Is this chart for a satellite location?  Yes  No

Is this chart for a program offered 100% via Distance Education?  Yes  No

**REPORTING PERIOD**

Class Start Date (eg 01/21):	06/20	07/20	08/20	09/20	10/20	11/20	12/20	01/21	02/21	03/21	04/21	05/21	Total	%
Number Started:	35	0	0	0	1	31	0	1	0	0	33	0	101	
Transfers to Another Program/Cohort:	0	0	0	0	0	0	0	0	0	0	0	0	0	0%
Transfers from Another Program/Cohort:	0	0	0	0	0	0	0	0	0	0	0	0	0	0%
<b>Total Starts (+/- Transfers):</b>	<b>35</b>	<b>0</b>	<b>0</b>	<b>0</b>	<b>1</b>	<b>31</b>	<b>0</b>	<b>1</b>	<b>0</b>	<b>0</b>	<b>33</b>	<b>0</b>	<b>101</b>	
Unavailable for Graduation:	0	0	0	0	0	0	0	0	0	0	0	0	0	0%
<b>Students Available For Graduation:</b>	<b>35</b>	<b>0</b>	<b>0</b>	<b>0</b>	<b>1</b>	<b>31</b>	<b>0</b>	<b>1</b>	<b>0</b>	<b>0</b>	<b>33</b>	<b>0</b>	<b>101</b>	<b>100%</b>
Withdrawn/Terminated Students:	28	0	0	0	0	16	0	0	0	0	16	0	60	59%
<b>Graduates within 150% Program Length:</b>	<b>7</b>	<b>0</b>	<b>0</b>	<b>0</b>	<b>1</b>	<b>15</b>	<b>0</b>	<b>1</b>	<b>0</b>	<b>0</b>	<b>17</b>	<b>0</b>	<b>41</b>	<b>41%</b>

<b>GRADUATION RATE</b>	<b>20%</b>	<b>0%</b>	<b>0%</b>	<b>0%</b>	<b>100%</b>	<b>48%</b>	<b>0%</b>	<b>100%</b>	<b>0%</b>	<b>0%</b>	<b>52%</b>	<b>0%</b>		<b>41%</b>
Graduates - Further Education: 	0	0	0	0	0	0	0	0	0	0	0	0	0	0
Graduates - Unavailable for Employment: 	0	0	0	0	0	0	0	0	0	0	0	0	0	0
Graduates - Available for Employment:	<b>7</b>	<b>0</b>	<b>0</b>	<b>0</b>	<b>1</b>	<b>15</b>	<b>0</b>	<b>1</b>	<b>0</b>	<b>0</b>	<b>17</b>	<b>0</b>	<b>41</b>	<b>100%</b>
Graduates - Employed in Field:	7	0	0	0	1	11	0	0	0	0	11	0	30	73%
<b>EMPLOYMENT RATE</b>	<b>100%</b>	<b>0%</b>	<b>0%</b>	<b>0%</b>	<b>100%</b>	<b>73%</b>	<b>0%</b>	<b>0%</b>	<b>0%</b>	<b>0%</b>	<b>65%</b>	<b>0%</b>		<b>73%</b>
Graduates - Unrelated Occupation:	0	0	0	0	0	0	0	0	0	0	0	0	0	0
Graduates - Unemployed:	0	0	0	0	0	4	0	1	0	0	6	0	11	27%
Graduates - Unknown:	0	0	0	0	0	0	0	0	0	0	0	0	0	0
<b>Non-Graduated Students Who Obtained Training Related Employment</b>	0	0	0	0	0	0	0	0	0	0	0	0	0	0
<b>Employment Rate with Non-Graduated Employed Students</b>	<b>100%</b>	<b>0%</b>	<b>0%</b>	<b>0%</b>	<b>100%</b>	<b>73%</b>	<b>0%</b>	<b>0%</b>	<b>0%</b>	<b>0%</b>	<b>65%</b>	<b>0%</b>		<b>73%</b>

**LICENSURE / CERTIFICATION EXAMINATION PASS RATES CHART**

Licensure / Certification Name:	BVNPT													
1. Class Start Date:	06/20	07/20	08/20	09/20	10/20	11/20	12/20	01/21	02/21	03/21	04/21	05/21		
2. Number of Graduates:	7	0	0	0	1	15	0	1	0	0	17	0	<b>41</b>	
3. # of Graduates Taking Exam:	7	0	0	0	1	15	0	0	0	0	16	0	<b>39</b>	
4. # of Graduates Passing Exam:	7	0	0	0	1	15	0	0	0	0	14	0	<b>37</b>	
<b>5. Percentage of Grads Passing Exam:</b>	<b>100</b>	<b>0</b>	<b>0</b>	<b>0</b>	<b>100</b>	<b>100</b>	<b>0</b>	<b>0</b>	<b>0</b>	<b>0</b>	<b>88</b>	<b>0</b>	<b>95</b>	Avg.
Licensure / Certification Examination Agency Rate:	0	0	0	0	0	0	0	0	0	0	0	0	<b>0</b>	<b>0</b>

<b>Cancel</b>													<b>Save</b>	
---------------	--	--	--	--	--	--	--	--	--	--	--	--	-------------	--