



Log Off
055368
Timeout:
44.9 minutes

- Annual Report
- Programs
- School Info
- DMS
- HELP ?

Annual Report: **2023** School Number: **055368** School Name: **North-West College** Type: **Main** Annual Report Status: **Submitted**

Address1: **2121 W. Garvey Ave., N.** City: **West Covina** State: **CA** Zip: **91790**

GRADUATION AND EMPLOYMENT CHART

You must SAVE the G&E form to calculate totals

Cancel	<input checked="" type="checkbox"/> Complete	Save
Approved Program Title:	Surgical Technology	
Program Code:	166	
Credential:	AOS	
Report Date:	7/2023	Program Length in Months: <input type="text" value="19"/>
Beginning Date:	12/2019	End Date: <input type="text" value="11/2020"/>
Is this chart for a satellite location? <input type="radio"/> Yes <input checked="" type="radio"/> No ?		
Is this chart for a program offered 100% via Distance Education? <input type="radio"/> Yes <input checked="" type="radio"/> No ?		

REPORTING PERIOD

Class Start Date (eg 01/21):	12/19	01/20	02/20	03/20	04/20	05/20	06/20	07/20	08/20	09/20	10/20	11/20	Total	%
Number Started:	0	0	0	0	0	0	0	0	0	0	0	0	0	
Transfers to Another Program/Cohort:	0	0	0	0	0	0	0	0	0	0	0	0	0	0%
Transfers from Another Program/Cohort:	0	0	0	0	0	0	0	0	0	0	0	0	0	0%
Total Starts (+/- Transfers):	0	0	0	0	0	0	0	0	0	0	0	0	0	
Unavailable for Graduation: ?	0	0	0	0	0	0	0	0	0	0	0	0	0	0%
Students Available For Graduation:	0	0	0	0	0	0	0	0	0	0	0	0	0	0%
Withdrawn/Terminated Students:	0	0	0	0	0	0	0	0	0	0	0	0	0	0%
Graduates within 150% Program Length:	0	0	0	0	0	0	0	0	0	0	0	0	0	0%

LICENSURE / CERTIFICATION EXAMINATION PASS RATES CHART

Licensure / Certification Name:														
1. Class Start Date:	12/19	01/20	02/20	03/20	04/20	05/20	06/20	07/20	08/20	09/20	10/20	11/20		
2. Number of Graduates:	0	0	0	0	0	0	0	0	0	0	0	0	0	
3. # of Graduates Taking Exam:	0	0	0	0	0	0	0	0	0	0	0	0	0	
4. # of Graduates Passing Exam:	0	0	0	0	0	0	0	0	0	0	0	0	0	
5. Percentage of Grads Passing Exam:	0	0	0	0	0	0	0	0	0	0	0	0	0	Avg.
Licensure / Certification Examination Agency Rate:	0	0	0	0	0	0	0	0	0	0	0	0	0	0
<div style="display: flex; justify-content: space-between; align-items: center;"> Cancel Save </div>														

Annual Report: **2023** School Number: **055368** School Name: **North-West College** Type: **Main** Annual Report Status: **Submitted**
 Address: **2121 W. Garvey Ave., N.** City: **West Covina** State: **CA** Zip: **91790**

GRADUATION AND EMPLOYMENT CHART

You must SAVE the G&E form to calculate totals

Cancel	<input checked="" type="checkbox"/> Complete		Save
Approved Program Title:	Healthcare Administration		
Program Code:	120		
Credential:	AS		
Report Date:	7/2023	Program Length in Months: ?	19
Beginning Date:	12/2019	End Date:	11/2020

Is this chart for a satellite location? Yes No [?](#)

Is this chart for a program offered 100% via Distance Education? Yes No [?](#)

REPORTING PERIOD

Class Start Date (eg 01/21):	12/19	01/20	02/20	03/20	04/20	05/20	06/20	07/20	08/20	09/20	10/20	11/20	Total	%
Number Started:	0	1	0	0	0	4	0	0	0	2	0	0	7	
Transfers to Another Program/Cohort:	0	0	0	0	0	0	0	0	0	0	0	0	0	0%
Transfers from Another Program/Cohort:	0	0	0	0	0	0	0	0	0	0	0	0	0	0%
Total Starts (+/- Transfers):	0	1	0	0	0	4	0	0	0	2	0	0	7	
Unavailable for Graduation: ?	0	0	0	0	0	0	0	0	0	0	0	0	0	0%
Students Available For Graduation:	0	1	0	0	0	4	0	0	0	2	0	0	7	100%
Withdrawn/Terminated Students:	0	1	0	0	0	1	0	0	0	2	0	0	4	57%
Graduates within 150% Program Length:	0	0	0	0	0	3	0	0	0	0	0	0	3	43%

LICENSURE / CERTIFICATION EXAMINATION PASS RATES CHART

Licensure / Certification Name:														
1. Class Start Date:	12/19	01/20	02/20	03/20	04/20	05/20	06/20	07/20	08/20	09/20	10/20	11/20		
2. Number of Graduates:	0	0	0	0	0	3	0	0	0	0	0	0	3	
3. # of Graduates Taking Exam:	0	0	0	0	0	0	0	0	0	0	0	0	0	
4. # of Graduates Passing Exam:	0	0	0	0	0	0	0	0	0	0	0	0	0	
5. Percentage of Grads Passing Exam:	0	0	0	0	0	0	0	0	0	0	0	0	0	Avg.
Licensure / Certification Examination Agency Rate:	0	0	0	0	0	0	0	0	0	0	0	0	0	0

Cancel								Save			
---------------	--	--	--	--	--	--	--	-------------	--	--	--

Annual Report: **2023** School Number: **055368** School Name: **North-West College** Type: **Main** Annual Report Status: **Submitted**
 Address: **2121 W. Garvey Ave., N.** City: **West Covina** State: **CA** Zip: **91790**

GRADUATION AND EMPLOYMENT CHART

You must SAVE the G&E form to calculate totals



Cancel	<input checked="" type="checkbox"/> Complete		Save
Approved Program Title:	Dental Assistant		
Program Code:	106		
Credential:	Diploma		
Report Date:	7/2023	Program Length in Months: ?	9
Beginning Date:	3/2021	End Date:	2/2022

Is this chart for a satellite location? Yes No [?](#)

Is this chart for a program offered 100% via Distance Education? Yes No [?](#)

REPORTING PERIOD

Class Start Date (eg 01/21):	03/21	04/21	05/21	06/21	07/21	08/21	09/21	10/21	11/21	12/21	01/22	02/22	Total	%
Number Started:	4	1	5	5	5	5	5	2	3	4	6	3	48	
Transfers to Another Program/Cohort:	0	0	0	0	0	0	0	0	0	0	0	0	0	0%
Transfers from Another Program/Cohort:	0	0	0	0	0	0	0	0	0	0	0	0	0	0%
Total Starts (+/- Transfers):	4	1	5	5	5	5	5	2	3	4	6	3	48	
Unavailable for Graduation: ?	0	0	0	0	0	0	0	0	0	0	0	0	0	0%
Students Available For Graduation:	4	1	5	5	5	5	5	2	3	4	6	3	48	100%
Withdrawn/Terminated Students:	2	0	2	4	1	1	1	1	2	1	1	0	16	33%
Graduates within 150% Program Length:	2	1	3	1	4	4	4	1	1	3	5	3	32	67%

GRADUATION RATE	50%	100%	60%	20%	80%	80%	80%	50%	33%	75%	83%	100%		67%
Graduates - Further Education: 	0	0	0	0	0	0	0	0	0	0	0	0	0	0%
Graduates - Unavailable for Employment: 	0	0	0	0	0	0	0	0	0	0	0	0	0	0%
Graduates - Available for Employment:	2	1	3	1	4	4	4	1	1	3	5	3	32	100%
Graduates - Employed in Field:	2	0	3	1	4	3	4	1	1	2	5	2	28	88%
EMPLOYMENT RATE	100%	0%	100%	100%	100%	75%	100%	100%	100%	67%	100%	67%		88%
Graduates - Unrelated Occupation:	0	0	0	0	0	0	0	0	0	0	0	0	0	0%
Graduates - Unemployed:	0	1	0	0	0	1	0	0	0	1	0	1	4	13%
Graduates - Unknown:	0	0	0	0	0	0	0	0	0	0	0	0	0	0%
Non-Graduated Students Who Obtained Training Related Employment	0	0	0	0	0	0	0	0	0	0	0	0	0	0%
Employment Rate with Non-Graduated Employed Students	100%	0%	100%	100%	100%	75%	100%	100%	100%	67%	100%	67%		88%

LICENSURE / CERTIFICATION EXAMINATION PASS RATES CHART

Licensure / Certification Name:														
1. Class Start Date:	03/21	04/21	05/21	06/21	07/21	08/21	09/21	10/21	11/21	12/21	01/22	02/22		
2. Number of Graduates:	2	1	3	1	4	4	4	1	1	3	5	3	32	
3. # of Graduates Taking Exam:	0	0	0	0	0	0	0	0	0	0	0	0	0	
4. # of Graduates Passing Exam:	0	0	0	0	0	0	0	0	0	0	0	0	0	
5. Percentage of Grads Passing Exam:	0	0	0	0	0	0	0	0	0	0	0	0	0	Avg.
Licensure / Certification Examination Agency Rate:	0	0	0	0	0	0	0	0	0	0	0	0	0	0

Cancel													Save
---------------	--	--	--	--	--	--	--	--	--	--	--	--	-------------



Log Off
055368
Timeout:
44.9 minutes

- Annual Report
- Programs
- School Info
- DMS
- HELP ?

Annual Report: **2023** School Number: **055368** School Name: **North-West College** Type: **Main** Annual Report Status: **Submitted**

Address: **2121 W. Garvey Ave., N.** City: **West Covina** State: **CA** Zip: **91790**

GRADUATION AND EMPLOYMENT CHART

You must SAVE the G&E form to calculate totals

Cancel	<input checked="" type="checkbox"/> Complete	Save
Approved Program Title:	Eyecare Specialist	
Program Code:	156	
Credential:	Diploma	
Report Date:	7/2023	Program Length in Months: ? 8
Beginning Date:	4/2021	End Date: 3/2022

Is this chart for a satellite location? Yes No [?](#)

Is this chart for a program offered 100% via Distance Education? Yes No [?](#)

REPORTING PERIOD

Class Start Date (eg 01/21):	04/21	05/21	06/21	07/21	08/21	09/21	10/21	11/21	12/21	01/22	02/22	03/22	Total	%
Number Started:	1	1	0	0	1	0	3	0	0	2	0	1	9	
Transfers to Another Program/Cohort:	0	0	0	0	0	0	0	0	0	0	0	0	0	0%
Transfers from Another Program/Cohort:	0	0	0	0	0	0	0	0	0	0	0	0	0	0%
Total Starts (+/- Transfers):	1	1	0	0	1	0	3	0	0	2	0	1	9	
Unavailable for Graduation: ?	0	0	0	0	0	0	0	0	0	0	0	0	0	0%
Students Available For Graduation:	1	1	0	0	1	0	3	0	0	2	0	1	9	100%
Withdrawn/Terminated Students:	1	1	0	0	0	0	0	0	0	1	0	1	4	44%
Graduates within 150% Program Length:	0	0	0	0	1	0	3	0	0	1	0	0	5	56%

LICENSURE / CERTIFICATION EXAMINATION PASS RATES CHART

Licensure / Certification Name:														
1. Class Start Date:	04/21	05/21	06/21	07/21	08/21	09/21	10/21	11/21	12/21	01/22	02/22	03/22		
2. Number of Graduates:	0	0	0	0	1	0	3	0	0	1	0	0	5	
3. # of Graduates Taking Exam:	0	0	0	0	0	0	0	0	0	0	0	0	0	
4. # of Graduates Passing Exam:	0	0	0	0	0	0	0	0	0	0	0	0	0	
5. Percentage of Grads Passing Exam:	0	0	0	0	0	0	0	0	0	0	0	0	0	Avg.
Licensure / Certification Examination Agency Rate:	0	0	0	0	0	0	0	0	0	0	0	0	0	0

Cancel									Save			
---------------	--	--	--	--	--	--	--	--	-------------	--	--	--



Log Off
055368
Timeout:
44.9 minutes

- Annual Report
- Programs
- School Info
- DMS
- HELP ?

Annual Report: **2023** School Number: **055368** School Name: **North-West College** Type: **Main** Annual Report Status: **Submitted**

Address1: **2121 W. Garvey Ave., N.** City: **West Covina** State: **CA** Zip: **91790**



GRADUATION AND EMPLOYMENT CHART

You must SAVE the G&E form to calculate totals

Cancel	<input checked="" type="checkbox"/> Complete	Save
Approved Program Title:	Medical Assistant	
Program Code:	124	
Credential:	Diploma	
Report Date:	7/2023	Program Length in Months: <input type="text" value="9"/>
Beginning Date:	3/2021	End Date: <input type="text" value="2/2022"/>
Is this chart for a satellite location? <input type="radio"/> Yes <input checked="" type="radio"/> No ?		
Is this chart for a program offered 100% via Distance Education? <input type="radio"/> Yes <input checked="" type="radio"/> No ?		

REPORTING PERIOD

Class Start Date (eg 01/21):	03/21	04/21	05/21	06/21	07/21	08/21	09/21	10/21	11/21	12/21	01/22	02/22	Total	%
Number Started:	29	19	16	20	10	23	24	15	9	5	15	15	200	
Transfers to Another Program/Cohort:	0	0	0	1	0	0	1	0	0	0	0	0	2	1%
Transfers from Another Program/Cohort:	0	0	0	0	0	0	0	0	0	0	0	0	0	0%
Total Starts (+/- Transfers):	29	19	16	19	10	23	23	15	9	5	15	15	198	
Unavailable for Graduation: ?	0	0	0	0	0	0	0	0	0	0	0	0	0	0%
Students Available For Graduation:	29	19	16	19	10	23	23	15	9	5	15	15	198	100%
Withdrawn/Terminated Students:	11	6	5	7	5	4	6	4	4	1	7	4	64	32%
Graduates within 150% Program Length:	18	13	11	12	5	19	17	11	5	4	8	11	134	68%

GRADUATION RATE	62%	68%	69%	63%	50%	83%	74%	73%	56%	80%	53%	73%		68%
Graduates - Further Education: 	0	0	0	0	0	0	0	0	0	0	0	0	0	0%
Graduates - Unavailable for Employment: 	0	0	0	0	0	0	0	0	0	0	0	0	0	0%
Graduates - Available for Employment:	18	13	11	12	5	19	17	11	5	4	8	11	134	100%
Graduates - Employed in Field:	17	8	10	9	3	13	14	9	5	3	7	5	103	77%
EMPLOYMENT RATE	94%	62%	91%	75%	60%	68%	82%	82%	100%	75%	88%	45%		77%
Graduates - Unrelated Occupation:	0	0	0	0	0	0	0	0	0	0	0	0	0	0%
Graduates - Unemployed:	1	5	1	3	2	6	3	2	0	1	1	6	31	23%
Graduates - Unknown:	0	0	0	0	0	0	0	0	0	0	0	0	0	0%
Non-Graduated Students Who Obtained Training Related Employment	0	0	0	0	0	0	0	0	0	0	0	0	0	0%
Employment Rate with Non-Graduated Employed Students	94%	62%	91%	75%	60%	68%	82%	82%	100%	75%	88%	45%		77%

LICENSURE / CERTIFICATION EXAMINATION PASS RATES CHART

Licensure / Certification Name:														
1. Class Start Date:	03/21	04/21	05/21	06/21	07/21	08/21	09/21	10/21	11/21	12/21	01/22	02/22		
2. Number of Graduates:	18	13	11	12	5	19	17	11	5	4	8	11	134	
3. # of Graduates Taking Exam:	0	0	0	0	0	0	0	0	0	0	0	0	0	
4. # of Graduates Passing Exam:	0	0	0	0	0	0	0	0	0	0	0	0	0	
5. Percentage of Grads Passing Exam:	0	0	0	0	0	0	0	0	0	0	0	0	0	Avg.
Licensure / Certification Examination Agency Rate:	0	0	0	0	0	0	0	0	0	0	0	0	0	0
<div style="display: flex; justify-content: space-between; align-items: center;"> Cancel Save </div>														



Log Off
055368
Timeout:
44.9 minutes

- Annual Report
- Programs
- School Info
- DMS
- HELP ?

Annual Report: **2023** School Number: **055368** School Name: **North-West College** Type: **Main** Annual Report Status: **Submitted**

Address1: **2121 W. Garvey Ave., N.** City: **West Covina** State: **CA** Zip: **91790**



GRADUATION AND EMPLOYMENT CHART

You must SAVE the G&E form to calculate totals

Cancel	<input checked="" type="checkbox"/> Complete	Save
Approved Program Title:	Medical Insurance Biller and Coder	
Program Code:	130	
Credential:	Diploma	
Report Date:	7/2023	Program Length in Months: <input type="text" value="9"/>
Beginning Date:	3/2021	End Date: <input type="text" value="2/2022"/>
Is this chart for a satellite location? <input type="radio"/> Yes <input checked="" type="radio"/> No ?		
Is this chart for a program offered 100% via Distance Education? <input type="radio"/> Yes <input checked="" type="radio"/> No ?		

REPORTING PERIOD

Class Start Date (eg 01/21):	03/21	04/21	05/21	06/21	07/21	08/21	09/21	10/21	11/21	12/21	01/22	02/22	Total	%
Number Started:	6	4	0	7	4	4	1	4	5	1	4	3	43	
Transfers to Another Program/Cohort:	0	0	0	0	0	0	0	0	0	0	0	0	0	0%
Transfers from Another Program/Cohort:	0	0	0	0	0	0	0	0	0	0	0	0	0	0%
Total Starts (+/- Transfers):	6	4	0	7	4	4	1	4	5	1	4	3	43	
Unavailable for Graduation: ?	0	0	0	0	0	0	0	0	0	0	0	0	0	0%
Students Available For Graduation:	6	4	0	7	4	4	1	4	5	1	4	3	43	100%
Withdrawn/Terminated Students:	0	3	0	4	2	2	1	2	0	0	1	1	16	37%
Graduates within 150% Program Length:	6	1	0	3	2	2	0	2	5	1	3	2	27	63%

GRADUATION RATE	100%	25%	0%	43%	50%	50%	0%	50%	100%	100%	75%	67%		63%
Graduates - Further Education: 	0	0	0	0	0	0	0	0	0	0	0	0	0	0
Graduates - Unavailable for Employment: 	0	0	0	0	0	0	0	0	0	0	0	0	0	0
Graduates - Available for Employment:	6	1	0	3	2	2	0	2	5	1	3	2	27	100%
Graduates - Employed in Field:	3	1	0	3	2	0	0	2	4	1	3	1	20	74%
EMPLOYMENT RATE	50%	100%	0%	100%	100%	0%	0%	100%	80%	100%	100%	50%		74%
Graduates - Unrelated Occupation:	0	0	0	0	0	0	0	0	0	0	0	0	0	0
Graduates - Unemployed:	3	0	0	0	0	2	0	0	1	0	0	1	7	26%
Graduates - Unknown:	0	0	0	0	0	0	0	0	0	0	0	0	0	0
Non-Graduated Students Who Obtained Training Related Employment	0	0	0	0	0	0	0	0	0	0	0	0	0	0
Employment Rate with Non-Graduated Employed Students	50%	100%	0%	100%	100%	0%	0%	100%	80%	100%	100%	50%		74%

LICENSURE / CERTIFICATION EXAMINATION PASS RATES CHART

Licensure / Certification Name:														
1. Class Start Date:	03/21	04/21	05/21	06/21	07/21	08/21	09/21	10/21	11/21	12/21	01/22	02/22		
2. Number of Graduates:	6	1	0	3	2	2	0	2	5	1	3	2	27	
3. # of Graduates Taking Exam:	0	0	0	0	0	0	0	0	0	0	0	0	0	
4. # of Graduates Passing Exam:	0	0	0	0	0	0	0	0	0	0	0	0	0	
5. Percentage of Grads Passing Exam:	0	0	0	0	0	0	0	0	0	0	0	0	0	Avg.
Licensure / Certification Examination Agency Rate:	0	0	0	0	0	0	0	0	0	0	0	0	0	0
<div style="display: flex; justify-content: space-between; align-items: center;"> Cancel Save </div>														



Log Off
055368
Timeout:
44.9 minutes

- Annual Report
- Programs
- School Info
- DMS
- HELP ?

Annual Report: **2023** School Number: **055368** School Name: **North-West College** Type: **Main** Annual Report Status: **Submitted**

Address1: **2121 W. Garvey Ave., N.** City: **West Covina** State: **CA** Zip: **91790**

GRADUATION AND EMPLOYMENT CHART

You must SAVE the G&E form to calculate totals

Cancel	<input checked="" type="checkbox"/> Complete	Save
Approved Program Title:	Medical Insurance Biller and Coder - DE	
Program Code:	128	
Credential:	Diploma	
Report Date:	7/2023	Program Length in Months: <input type="text" value="9"/>
Beginning Date:	3/2021	End Date: <input type="text" value="2/2022"/>
Is this chart for a satellite location? <input type="radio"/> Yes <input checked="" type="radio"/> No ?		
Is this chart for a program offered 100% via Distance Education? <input type="radio"/> Yes <input checked="" type="radio"/> No ?		

REPORTING PERIOD

Class Start Date (eg 01/21):	03/21	04/21	05/21	06/21	07/21	08/21	09/21	10/21	11/21	12/21	01/22	02/22	Total	%
Number Started:	2	1	2	3	0	0	0	0	0	0	0	0	8	
Transfers to Another Program/Cohort:	0	0	0	0	0	0	0	0	0	0	0	0	0	0%
Transfers from Another Program/Cohort:	0	0	0	0	0	0	0	0	0	0	0	0	0	0%
Total Starts (+/- Transfers):	2	1	2	3	0	0	0	0	0	0	0	0	8	
Unavailable for Graduation: ?	0	0	0	0	0	0	0	0	0	0	0	0	0	0%
Students Available For Graduation:	2	1	2	3	0	0	0	0	0	0	0	0	8	100%
Withdrawn/Terminated Students:	0	0	0	2	0	0	0	0	0	0	0	0	2	25%
Graduates within 150% Program Length:	2	1	2	1	0	0	0	0	0	0	0	0	6	75%

LICENSURE / CERTIFICATION EXAMINATION PASS RATES CHART

Licensure / Certification Name:														
1. Class Start Date:	03/21	04/21	05/21	06/21	07/21	08/21	09/21	10/21	11/21	12/21	01/22	02/22		
2. Number of Graduates:	2	1	2	1	0	0	0	0	0	0	0	0	6	
3. # of Graduates Taking Exam:	0	0	0	0	0	0	0	0	0	0	0	0	0	
4. # of Graduates Passing Exam:	0	0	0	0	0	0	0	0	0	0	0	0	0	
5. Percentage of Grads Passing Exam:	0	0	0	0	0	0	0	0	0	0	0	0	0	Avg.
Licensure / Certification Examination Agency Rate:	0	0	0	0	0	0	0	0	0	0	0	0	0	0
<div style="display: flex; justify-content: space-between; align-items: center;"> Cancel Save </div>														



Log Off
055368
Timeout:
44.9 minutes

- Annual Report
- Programs
- School Info
- DMS
- HELP ?

Annual Report: **2023** School Number: **055368** School Name: **North-West College** Type: **Main** Annual Report Status: **Submitted**

Address1: **2121 W. Garvey Ave., N.** City: **West Covina** State: **CA** Zip: **91790**



GRADUATION AND EMPLOYMENT CHART

You must SAVE the G&E form to calculate totals

Cancel	<input checked="" type="checkbox"/> Complete	Save
Approved Program Title:	Massage Therapy	
Program Code:	310	
Credential:	Diploma	
Report Date:	7/2023	Program Length in Months: <input type="text" value="9"/>
Beginning Date:	3/2021	End Date: <input type="text" value="2/2022"/>
Is this chart for a satellite location? <input type="radio"/> Yes <input checked="" type="radio"/> No ?		
Is this chart for a program offered 100% via Distance Education? <input type="radio"/> Yes <input checked="" type="radio"/> No ?		

REPORTING PERIOD

Class Start Date (eg 01/21):	03/21	04/21	05/21	06/21	07/21	08/21	09/21	10/21	11/21	12/21	01/22	02/22	Total	%
Number Started:	1	1	2	2	2	5	1	4	2	1	1	2	24	
Transfers to Another Program/Cohort:	0	0	0	0	1	0	0	0	0	0	0	0	1	4%
Transfers from Another Program/Cohort:	0	0	0	0	0	0	0	0	0	0	0	0	0	0%
Total Starts (+/- Transfers):	1	1	2	2	1	5	1	4	2	1	1	2	23	
Unavailable for Graduation: ?	0	0	0	0	0	0	0	0	0	0	0	0	0	0%
Students Available For Graduation:	1	1	2	2	1	5	1	4	2	1	1	2	23	100%
Withdrawn/Terminated Students:	0	0	0	0	1	5	0	1	1	1	0	1	10	43%
Graduates within 150% Program Length:	1	1	2	2	0	0	1	3	1	0	1	1	13	57%

GRADUATION RATE	100%	100%	100%	100%	0%	0%	100%	75%	50%	0%	100%	50%		57%
Graduates - Further Education: 	0	0	0	0	0	0	0	0	0	0	0	0	0	0
Graduates - Unavailable for Employment: 	0	0	0	0	0	0	0	0	0	0	0	0	0	0
Graduates - Available for Employment:	1	1	2	2	0	0	1	3	1	0	1	1	13	100%
Graduates - Employed in Field:	0	1	0	2	0	0	1	3	1	0	1	1	10	77%
EMPLOYMENT RATE	0%	100%	0%	100%	0%	0%	100%	100%	100%	0%	100%	100%		77%
Graduates - Unrelated Occupation:	0	0	0	0	0	0	0	0	0	0	0	0	0	0%
Graduates - Unemployed:	1	0	2	0	0	0	0	0	0	0	0	0	3	23%
Graduates - Unknown:	0	0	0	0	0	0	0	0	0	0	0	0	0	0%
Non-Graduated Students Who Obtained Training Related Employment	0	0	0	0	0	0	0	0	0	0	0	0	0	0%
Employment Rate with Non-Graduated Employed Students	0%	100%	0%	100%	0%	0%	100%	100%	100%	0%	100%	100%		77%

LICENSURE / CERTIFICATION EXAMINATION PASS RATES CHART

Licensure / Certification Name:														
1. Class Start Date:	03/21	04/21	05/21	06/21	07/21	08/21	09/21	10/21	11/21	12/21	01/22	02/22		
2. Number of Graduates:	1	1	2	2	0	0	1	3	1	0	1	1	13	
3. # of Graduates Taking Exam:	0	0	0	0	0	0	0	0	0	0	0	0	0	
4. # of Graduates Passing Exam:	0	0	0	0	0	0	0	0	0	0	0	0	0	
5. Percentage of Grads Passing Exam:	0	0	0	0	0	0	0	0	0	0	0	0	0	Avg.
Licensure / Certification Examination Agency Rate:	0	0	0	0	0	0	0	0	0	0	0	0	0	0
<div style="display: flex; justify-content: space-between; align-items: center;"> Cancel Save </div>														



Log Off
055368
Timeout:
44.9 minutes

Annual Report

Programs

School Info

DMS

HELP ?

Annual Report: **2023** School Number: **055368** School Name: **North-West College** Type: **Main** Annual Report Status: **Submitted**

Address1: **2121 W. Garvey Ave., N.** City: **West Covina** State: **CA** Zip: **91790**



GRADUATION AND EMPLOYMENT CHART

You must SAVE the G&E form to calculate totals

Cancel		<input checked="" type="checkbox"/> Complete		Save	
Approved Program Title:	Pharmacy Technician				
Program Code:	146				
Credential:	Diploma				
Report Date:	7/2023	Program Length in Months: ?	9		
Beginning Date:	3/2021	End Date:	2/2022		
Is this chart for a satellite location? <input type="radio"/> Yes <input checked="" type="radio"/> No ?					
Is this chart for a program offered 100% via Distance Education? <input type="radio"/> Yes <input checked="" type="radio"/> No ?					

REPORTING PERIOD

Class Start Date (eg 01/21):	03/21	04/21	05/21	06/21	07/21	08/21	09/21	10/21	11/21	12/21	01/22	02/22	Total	%
Number Started:	2	1	4	5	8	8	3	3	3	1	2	7	47	
Transfers to Another Program/Cohort:	0	0	0	0	0	0	0	0	0	0	0	0	0	0%
Transfers from Another Program/Cohort:	0	0	0	0	0	0	0	0	0	0	0	0	0	0%
Total Starts (+/- Transfers):	2	1	4	5	8	8	3	3	3	1	2	7	47	
Unavailable for Graduation: ?	0	0	0	0	0	0	0	0	0	0	0	0	0	0%
Students Available For Graduation:	2	1	4	5	8	8	3	3	3	1	2	7	47	100%
Withdrawn/Terminated Students:	0	1	0	0	1	3	2	1	2	1	1	2	14	30%
Graduates within 150% Program Length:	2	0	4	5	7	5	1	2	1	0	1	5	33	70%

GRADUATION RATE	100%	0%	100%	100%	88%	63%	33%	67%	33%	0%	50%	71%		70%
Graduates - Further Education: 	0	0	0	0	0	0	0	0	0	0	0	0	0	0%
Graduates - Unavailable for Employment: 	0	0	0	0	0	0	0	0	0	0	0	0	0	0%
Graduates - Available for Employment:	2	0	4	5	7	5	1	2	1	0	1	5	33	100%
Graduates - Employed in Field:	2	0	3	4	5	5	1	2	0	0	1	3	26	79%
EMPLOYMENT RATE	100%	0%	75%	80%	71%	100%	100%	100%	0%	0%	100%	60%		79%
Graduates - Unrelated Occupation:	0	0	0	0	0	0	0	0	0	0	0	0	0	0%
Graduates - Unemployed:	0	0	1	1	2	0	0	0	1	0	0	2	7	21%
Graduates - Unknown:	0	0	0	0	0	0	0	0	0	0	0	0	0	0%
Non-Graduated Students Who Obtained Training Related Employment	0	0	0	0	0	0	0	0	0	0	0	0	0	0%
Employment Rate with Non-Graduated Employed Students	100%	0%	75%	80%	71%	100%	100%	100%	0%	0%	100%	60%		79%

LICENSURE / CERTIFICATION EXAMINATION PASS RATES CHART

Licensure / Certification Name:														
1. Class Start Date:	03/21	04/21	05/21	06/21	07/21	08/21	09/21	10/21	11/21	12/21	01/22	02/22		
2. Number of Graduates:	2	0	4	5	7	5	1	2	1	0	1	5	33	
3. # of Graduates Taking Exam:	0	0	0	0	0	0	0	0	0	0	0	0	0	
4. # of Graduates Passing Exam:	0	0	0	0	0	0	0	0	0	0	0	0	0	
5. Percentage of Grads Passing Exam:	0	0	0	0	0	0	0	0	0	0	0	0	0	Avg.
Licensure / Certification Examination Agency Rate:	0	0	0	0	0	0	0	0	0	0	0	0	0	0
<div style="display: flex; justify-content: space-between; align-items: center;"> Cancel Save </div>														

Annual Report: **2023** School Number: **055368** School Name: **North-West College** Type: **Main** Annual Report Status: **Submitted**

Address1: **2121 W. Garvey Ave., N.** City: **West Covina** State: **CA** Zip: **91790**



GRADUATION AND EMPLOYMENT CHART

You must SAVE the G&E form to calculate totals

Cancel	<input checked="" type="checkbox"/> Complete			Save
Approved Program Title:	Surgical Technology			
Program Code:	166			
Credential:	Diploma			
Report Date:	7/2023	Program Length in Months:	15	
Beginning Date:	6/2020	End Date:	5/2021	
Is this chart for a satellite location? <input type="radio"/> Yes <input checked="" type="radio"/> No				
Is this chart for a program offered 100% via Distance Education? <input type="radio"/> Yes <input checked="" type="radio"/> No				

REPORTING PERIOD

Class Start Date (eg 01/21):	06/20	07/20	08/20	09/20	10/20	11/20	12/20	01/21	02/21	03/21	04/21	05/21	Total	%
Number Started:	0	0	12	0	0	0	12	0	0	0	0	1	25	
Transfers to Another Program/Cohort:	0	0	0	0	0	0	0	0	0	0	0	0	0	0%
Transfers from Another Program/Cohort:	0	0	0	0	0	0	0	0	0	0	0	0	0	0%
Total Starts (+/- Transfers):	0	0	12	0	0	0	12	0	0	0	0	1	25	
Unavailable for Graduation:	0	0	0	0	0	0	0	0	0	0	0	0	0	0%
Students Available For Graduation:	0	0	12	0	0	0	12	0	0	0	0	1	25	100%
Withdrawn/Terminated Students:	0	0	1	0	0	0	1	0	0	0	0	0	2	8%
Graduates within 150% Program Length:	0	0	11	0	0	0	11	0	0	0	0	1	23	92%

GRADUATION RATE	0%	0%	92%	0%	0%	0%	92%	0%	0%	0%	0%	100%		92%
Graduates - Further Education: 	0	0	0	0	0	0	0	0	0	0	0	0	0	0%
Graduates - Unavailable for Employment: 	0	0	0	0	0	0	0	0	0	0	0	0	0	0%
Graduates - Available for Employment:	0	0	11	0	0	0	11	0	0	0	0	1	23	100%
Graduates - Employed in Field:	0	0	6	0	0	0	9	0	0	0	0	1	16	70%
EMPLOYMENT RATE	0%	0%	55%	0%	0%	0%	82%	0%	0%	0%	0%	100%		70%
Graduates - Unrelated Occupation:	0	0	0	0	0	0	0	0	0	0	0	0	0	0%
Graduates - Unemployed:	0	0	5	0	0	0	2	0	0	0	0	0	7	30%
Graduates - Unknown:	0	0	0	0	0	0	0	0	0	0	0	0	0	0%
Non-Graduated Students Who Obtained Training Related Employment	0	0	0	0	0	0	0	0	0	0	0	0	0	0%
Employment Rate with Non-Graduated Employed Students	0%	0%	55%	0%	0%	0%	82%	0%	0%	0%	0%	100%		70%

LICENSURE / CERTIFICATION EXAMINATION PASS RATES CHART

Licensure / Certification Name:														
1. Class Start Date:	06/20	07/20	08/20	09/20	10/20	11/20	12/20	01/21	02/21	03/21	04/21	05/21		
2. Number of Graduates:	0	0	11	0	0	0	11	0	0	0	0	1	23	
3. # of Graduates Taking Exam:	0	0	0	0	0	0	0	0	0	0	0	0	0	
4. # of Graduates Passing Exam:	0	0	0	0	0	0	0	0	0	0	0	0	0	
5. Percentage of Grads Passing Exam:	0	0	0	0	0	0	0	0	0	0	0	0	0	Avg.
Licensure / Certification Examination Agency Rate:	0	0	0	0	0	0	0	0	0	0	0	0	0	0
<div style="display: flex; justify-content: space-between; align-items: center;"> Cancel Save </div>														



Log Off
055368
Timeout:
44.9 minutes

- Annual Report
- Programs
- School Info
- DMS
- HELP ?

Annual Report: **2023** School Number: **055368** School Name: **North-West College** Type: **Main** Annual Report Status: **Submitted**

Address1: **2121 W. Garvey Ave., N.** City: **West Covina** State: **CA** Zip: **91790**



GRADUATION AND EMPLOYMENT CHART

You must SAVE the G&E form to calculate totals

Cancel	<input checked="" type="checkbox"/> Complete	Save
Approved Program Title:	Vocational Nurse	
Program Code:	1715	
Credential:	Diploma	
Report Date:	7/2023	Program Length in Months: <input type="text" value="15"/>
Beginning Date:	6/2020	End Date: <input type="text" value="5/2021"/>
Is this chart for a satellite location? <input type="radio"/> Yes <input checked="" type="radio"/> No ?		
Is this chart for a program offered 100% via Distance Education? <input type="radio"/> Yes <input checked="" type="radio"/> No ?		

REPORTING PERIOD

Class Start Date (eg 01/21):	06/20	07/20	08/20	09/20	10/20	11/20	12/20	01/21	02/21	03/21	04/21	05/21	Total	%
Number Started:	0	0	41	0	0	0	0	41	0	0	38	1	121	
Transfers to Another Program/Cohort:	0	0	1	0	0	0	0	0	0	0	1	0	2	2%
Transfers from Another Program/Cohort:	0	0	0	0	0	0	0	0	0	0	0	0	0	0%
Total Starts (+/- Transfers):	0	0	40	0	0	0	0	41	0	0	37	1	119	
Unavailable for Graduation: ?	0	0	0	0	0	0	0	0	0	0	0	0	0	0%
Students Available For Graduation:	0	0	40	0	0	0	0	41	0	0	37	1	119	100%
Withdrawn/Terminated Students:	0	0	20	0	0	0	0	15	0	0	7	0	42	35%
Graduates within 150% Program Length:	0	0	20	0	0	0	0	26	0	0	30	1	77	65%

GRADUATION RATE	0%	0%	50%	0%	0%	0%	0%	63%	0%	0%	81%	100%		65%
Graduates - Further Education: 	0	0	1	0	0	0	0	0	0	0	0	0	1	1%
Graduates - Unavailable for Employment: 	0	0	0	0	0	0	0	0	0	0	0	0	0	0%
Graduates - Available for Employment:	0	0	19	0	0	0	0	26	0	0	30	1	76	99%
Graduates - Employed in Field:	0	0	16	0	0	0	0	20	0	0	17	1	54	71%
EMPLOYMENT RATE	0%	0%	84%	0%	0%	0%	0%	77%	0%	0%	57%	100%		71%
Graduates - Unrelated Occupation:	0	0	0	0	0	0	0	0	0	0	0	0	0	0%
Graduates - Unemployed:	0	0	3	0	0	0	0	6	0	0	13	0	22	29%
Graduates - Unknown:	0	0	0	0	0	0	0	0	0	0	0	0	0	0%
Non-Graduated Students Who Obtained Training Related Employment	0	0	0	0	0	0	0	0	0	0	0	0	0	0%
Employment Rate with Non-Graduated Employed Students	0%	0%	84%	0%	0%	0%	0%	77%	0%	0%	57%	100%		71%

LICENSURE / CERTIFICATION EXAMINATION PASS RATES CHART

Licensure / Certification Name:	BVNPT													
1. Class Start Date:	06/20	07/20	08/20	09/20	10/20	11/20	12/20	01/21	02/21	03/21	04/21	05/21		
2. Number of Graduates:	0	0	20	0	0	0	0	26	0	0	30	1	77	
3. # of Graduates Taking Exam:	0	0	19	0	0	0	0	26	0	0	26	1	72	
4. # of Graduates Passing Exam:	0	0	17	0	0	0	0	19	0	0	22	1	59	
5. Percentage of Grads Passing Exam:	0	0	89	0	0	0	0	73	0	0	85	100	82	Avg.
Licensure / Certification Examination Agency Rate:	0	0	0	0	0	0	0	0	0	0	0	0	0	0
Cancel											Save			