



Log Off

Timeout:  
44.8 minutes

Annual Report

Programs

School Info

DMS

HELP ?

Annual Report: **2024**

School Number: **072473**

School Name: **North-West College**

Type: **Branch** Annual Report Status: **Submitted**

Address1: **511 N. Brookhurst St.**

City: **Anaheim** State: **CA**

Zip: **92801**



**GRADUATION AND EMPLOYMENT CHART**

**You must SAVE the G&E form to calculate totals**

<b>Cancel</b>		<input checked="" type="checkbox"/> Complete		<b>Save</b>	
Approved Program Title:	Dental Assistant				
Program Code:	106				
Credential:	Diploma				
Report Date:	7/2024	Program Length in Months: ?	9		
Beginning Date:	3/2022	End Date:	2/2023		
Is this chart for a satellite location? <input type="radio"/> Yes <input checked="" type="radio"/> No ?					
Is this chart for a program offered 100% via Distance Education? <input type="radio"/> Yes <input checked="" type="radio"/> No ?					

**REPORTING PERIOD**

Class Start Date (eg 01/21):	03/22	04/22	05/22	06/22	07/22	08/22	09/22	10/22	11/22	12/22	01/23	02/23	Total	%
Number Started:	1	1	2	4	3	1	2	1	1	0	2	2	20	
Transfers to Another Program/Cohort:	0	0	0	0	0	0	0	0	0	0	0	0	0	0%
Transfers from Another Program/Cohort:	0	0	0	0	0	0	0	0	0	0	0	0	0	0%
<b>Total Starts (+/- Transfers):</b>	<b>1</b>	<b>1</b>	<b>2</b>	<b>4</b>	<b>3</b>	<b>1</b>	<b>2</b>	<b>1</b>	<b>1</b>	<b>0</b>	<b>2</b>	<b>2</b>	<b>20</b>	
Unavailable for Graduation: ?	0	0	0	0	0	0	0	0	0	0	0	0	0	0%
<b>Students Available For Graduation:</b>	<b>1</b>	<b>1</b>	<b>2</b>	<b>4</b>	<b>3</b>	<b>1</b>	<b>2</b>	<b>1</b>	<b>1</b>	<b>0</b>	<b>2</b>	<b>2</b>	<b>20</b>	<b>100%</b>
Withdrawn/Terminated Students:	0	0	0	0	1	1	1	0	0	0	0	1	4	20%
<b>Graduates within 150% Program Length:</b>	<b>1</b>	<b>1</b>	<b>2</b>	<b>4</b>	<b>2</b>	<b>0</b>	<b>1</b>	<b>1</b>	<b>1</b>	<b>0</b>	<b>2</b>	<b>1</b>	<b>16</b>	<b>80%</b>

<b>GRADUATION RATE</b>	<b>100%</b>	<b>100%</b>	<b>100%</b>	<b>100%</b>	<b>67%</b>	<b>0%</b>	<b>50%</b>	<b>100%</b>	<b>100%</b>	<b>0%</b>	<b>100%</b>	<b>50%</b>		<b>80%</b>
Graduates - Further Education: 	0	0	0	0	0	0	0	0	0	0	0	0	0	0
Graduates - Unavailable for Employment: 	0	0	0	0	0	0	0	0	0	0	0	0	0	0
Graduates - Available for Employment:	<b>1</b>	<b>1</b>	<b>2</b>	<b>4</b>	<b>2</b>	<b>0</b>	<b>1</b>	<b>1</b>	<b>1</b>	<b>0</b>	<b>2</b>	<b>1</b>	<b>16</b>	<b>100%</b>
Graduates - Employed in Field:	1	1	2	3	2	0	1	0	1	0	2	1	14	88%
<b>EMPLOYMENT RATE</b>	<b>100%</b>	<b>100%</b>	<b>100%</b>	<b>75%</b>	<b>100%</b>	<b>0%</b>	<b>100%</b>	<b>0%</b>	<b>100%</b>	<b>0%</b>	<b>100%</b>	<b>100%</b>		<b>88%</b>
Graduates - Unrelated Occupation:	0	0	0	0	0	0	0	0	0	0	0	0	0	0
Graduates - Unemployed:	0	0	0	1	0	0	0	1	0	0	0	0	2	13%
Graduates - Unknown:	0	0	0	0	0	0	0	0	0	0	0	0	0	0
<b>Non-Graduated Students Who Obtained Training Related Employment</b>	0	0	0	0	0	0	0	0	0	0	0	0	0	0
<b>Employment Rate with Non-Graduated Employed Students</b>	<b>100%</b>	<b>100%</b>	<b>100%</b>	<b>75%</b>	<b>100%</b>	<b>0%</b>	<b>100%</b>	<b>0%</b>	<b>100%</b>	<b>0%</b>	<b>100%</b>	<b>100%</b>		<b>88%</b>

**LICENSURE / CERTIFICATION EXAMINATION PASS RATES CHART**

Licensure / Certification Name:														
1. Class Start Date:	03/22	04/22	05/22	06/22	07/22	08/22	09/22	10/22	11/22	12/22	01/23	02/23		
2. Number of Graduates:	1	1	2	4	2	0	1	1	1	0	2	1	<b>16</b>	
3. # of Graduates Taking Exam:	0	0	0	0	0	0	0	0	0	0	0	0	<b>0</b>	
4. # of Graduates Passing Exam:	0	0	0	0	0	0	0	0	0	0	0	0	<b>0</b>	
<b>5. Percentage of Grads Passing Exam:</b>	<b>0</b>	<b>0</b>	<b>0</b>	<b>0</b>	<b>0</b>	<b>0</b>	<b>0</b>	<b>0</b>	<b>0</b>	<b>0</b>	<b>0</b>	<b>0</b>	<b>0</b>	Avg.
Licensure / Certification Examination Agency Rate:	0	0	0	0	0	0	0	0	0	0	0	0	<b>0</b>	<b>0</b>
<div style="display: flex; justify-content: space-between; align-items: center;"> <span style="background-color: yellow; border: 1px solid black; padding: 2px 10px;">Cancel</span> <span style="background-color: orange; border: 1px solid black; padding: 2px 10px;">Save</span> </div>														





**LICENSURE / CERTIFICATION EXAMINATION PASS RATES CHART**

Licensure / Certification Name:														
1. Class Start Date:	03/20	04/20	05/20	06/20	07/20	08/20	09/20	10/20	11/20	12/20	01/21	02/21		
2. Number of Graduates:	0	0	0	0	0	0	0	0	0	0	0	0	0	
3. # of Graduates Taking Exam:	0	0	0	0	0	0	0	0	0	0	0	0	0	
4. # of Graduates Passing Exam:	0	0	0	0	0	0	0	0	0	0	0	0	0	
<b>5. Percentage of Grads Passing Exam:</b>	<b>0</b>	<b>0</b>	<b>0</b>	<b>0</b>	<b>0</b>	<b>0</b>	<b>0</b>	<b>0</b>	<b>0</b>	<b>0</b>	<b>0</b>	<b>0</b>	<b>0</b>	Avg.
Licensure / Certification Examination Agency Rate:	0	0	0	0	0	0	0	0	0	0	0	0	0	0
<div style="display: flex; justify-content: space-between; align-items: center;"> <span style="background-color: yellow; border: 1px solid black; padding: 5px 10px;">Cancel</span> <span style="background-color: orange; border: 1px solid black; padding: 5px 10px;">Save</span> </div>														



Log Off

Timeout:  
45.0 minutes

Annual Report

Programs

School Info

DMS

HELP ?

Annual Report: **2024**

School Number: **072473**

School Name: **North-West College**

Type: **Branch** Annual Report Status: **Submitted**

Address1: **511 N. Brookhurst St.**

City: **Anaheim** State: **CA**

Zip: **92801**



**GRADUATION AND EMPLOYMENT CHART**

**You must SAVE the G&E form to calculate totals**

<b>Cancel</b>		<input checked="" type="checkbox"/> Complete		<b>Save</b>	
Approved Program Title:	Diagnostic Medical Sonographer				
Program Code:	164				
Credential:	Diploma				
Report Date:	7/2024	Program Length in Months: <a href="#">?</a>	<input type="text" value="19"/>		
Beginning Date:	12/2020	End Date:	11/2021		
Is this chart for a satellite location? <input type="radio"/> Yes <input checked="" type="radio"/> No <a href="#">?</a>					
Is this chart for a program offered 100% via Distance Education? <input type="radio"/> Yes <input checked="" type="radio"/> No <a href="#">?</a>					

**REPORTING PERIOD**

Class Start Date (eg 01/21):	12/20	01/21	02/21	03/21	04/21	05/21	06/21	07/21	08/21	09/21	10/21	11/21	Total	%
Number Started:	13	0	0	8	0	0	8	0	6	0	0	8	43	
Transfers to Another Program/Cohort:	1	0	0	0	0	0	1	0	0	0	0	0	2	5%
Transfers from Another Program/Cohort:	0	0	0	0	0	0	0	0	0	0	0	0	0	0%
<b>Total Starts (+/- Transfers):</b>	<b>12</b>	<b>0</b>	<b>0</b>	<b>8</b>	<b>0</b>	<b>0</b>	<b>7</b>	<b>0</b>	<b>6</b>	<b>0</b>	<b>0</b>	<b>8</b>	<b>41</b>	
Unavailable for Graduation: <a href="#">?</a>	0	0	0	0	0	0	0	0	0	0	0	0	0	0%
<b>Students Available For Graduation:</b>	<b>12</b>	<b>0</b>	<b>0</b>	<b>8</b>	<b>0</b>	<b>0</b>	<b>7</b>	<b>0</b>	<b>6</b>	<b>0</b>	<b>0</b>	<b>8</b>	<b>41</b>	<b>100%</b>
Withdrawn/Terminated Students:	8	0	0	1	0	0	1	0	1	0	0	4	15	37%
<b>Graduates within 150% Program Length:</b>	<b>4</b>	<b>0</b>	<b>0</b>	<b>7</b>	<b>0</b>	<b>0</b>	<b>6</b>	<b>0</b>	<b>5</b>	<b>0</b>	<b>0</b>	<b>4</b>	<b>26</b>	<b>63%</b>

<b>GRADUATION RATE</b>	<b>33%</b>	<b>0%</b>	<b>0%</b>	<b>88%</b>	<b>0%</b>	<b>0%</b>	<b>86%</b>	<b>0%</b>	<b>83%</b>	<b>0%</b>	<b>0%</b>	<b>50%</b>		<b>63%</b>
Graduates - Further Education: 	0	0	0	1	0	0	1	0	0	0	0	0	2	8%
Graduates - Unavailable for Employment: 	0	0	0	0	0	0	0	0	0	0	0	0	0	0%
Graduates - Available for Employment:	4	0	0	6	0	0	5	0	5	0	0	4	24	92%
Graduates - Employed in Field:	3	0	0	4	0	0	4	0	1	0	0	2	14	58%
<b>EMPLOYMENT RATE</b>	<b>75%</b>	<b>0%</b>	<b>0%</b>	<b>67%</b>	<b>0%</b>	<b>0%</b>	<b>80%</b>	<b>0%</b>	<b>20%</b>	<b>0%</b>	<b>0%</b>	<b>50%</b>		<b>58%</b>
Graduates - Unrelated Occupation:	0	0	0	0	0	0	0	0	0	0	0	0	0	0%
Graduates - Unemployed:	1	0	0	2	0	0	1	0	4	0	0	2	10	42%
Graduates - Unknown:	0	0	0	0	0	0	0	0	0	0	0	0	0	0%
<b>Non-Graduated Students Who Obtained Training Related Employment</b>	0	0	0	0	0	0	0	0	0	0	0	0	0	0%
<b>Employment Rate with Non-Graduated Employed Students</b>	<b>75%</b>	<b>0%</b>	<b>0%</b>	<b>67%</b>	<b>0%</b>	<b>0%</b>	<b>80%</b>	<b>0%</b>	<b>20%</b>	<b>0%</b>	<b>0%</b>	<b>50%</b>		<b>58%</b>



**LICENSURE / CERTIFICATION EXAMINATION PASS RATES CHART**

Licensure / Certification Name:														
1. Class Start Date:	12/20	01/21	02/21	03/21	04/21	05/21	06/21	07/21	08/21	09/21	10/21	11/21		
2. Number of Graduates:	4	0	0	7	0	0	6	0	5	0	0	4	<b>26</b>	
3. # of Graduates Taking Exam:	0	0	0	0	0	0	0	0	0	0	0	0	<b>0</b>	
4. # of Graduates Passing Exam:	0	0	0	0	0	0	0	0	0	0	0	0	<b>0</b>	
<b>5. Percentage of Grads Passing Exam:</b>	<b>0</b>	<b>0</b>	<b>0</b>	<b>0</b>	<b>0</b>	<b>0</b>	<b>0</b>	<b>0</b>	<b>0</b>	<b>0</b>	<b>0</b>	<b>0</b>	<b>0</b>	Avg.
Licensure / Certification Examination Agency Rate:	0	0	0	0	0	0	0	0	0	0	0	0	<b>0</b>	<b>0</b>
<div style="display: flex; justify-content: space-between; align-items: center;"> <span style="background-color: yellow; border: 1px solid black; padding: 2px 10px;">Cancel</span> <span style="background-color: orange; border: 1px solid black; padding: 2px 10px;">Save</span> </div>														

Annual Report: **2024**

 School Number: **072473**

 School Name: **North-West College**

 Type: **Branch** Annual Report Status: **Submitted**

 Address1: **511 N. Brookhurst St.**

 City: **Anaheim** State: **CA**



 Zip: **92801**
**GRADUATION AND EMPLOYMENT CHART**

 You must **SAVE** the G&E form to calculate totals

<a href="#">Cancel</a>	<input checked="" type="checkbox"/> Complete		<a href="#">Save</a>
Approved Program Title:	Medical Assistant		
Program Code:	124		
Credential:	Diploma		
Report Date:	7/2024	Program Length in Months: <a href="#">?</a>	<input type="text" value="9"/>
Beginning Date:	3/2022	End Date:	2/2023
Is this chart for a satellite location? <input type="radio"/> Yes <input checked="" type="radio"/> No <a href="#">?</a>			
Is this chart for a program offered 100% via Distance Education? <input type="radio"/> Yes <input checked="" type="radio"/> No <a href="#">?</a>			

**REPORTING PERIOD**

Class Start Date (eg 01/21):	03/22	04/22	05/22	06/22	07/22	08/22	09/22	10/22	11/22	12/22	01/23	02/23	Total	%
Number Started:	8	9	7	8	6	10	3	6	6	5	13	4	85	
Transfers to Another Program/Cohort:	0	0	0	1	0	0	0	0	0	0	0	0	1	1%
Transfers from Another Program/Cohort:	0	0	0	0	0	0	0	0	0	0	0	0	0	0%
<b>Total Starts (+/- Transfers):</b>	<b>8</b>	<b>9</b>	<b>7</b>	<b>7</b>	<b>6</b>	<b>10</b>	<b>3</b>	<b>6</b>	<b>6</b>	<b>5</b>	<b>13</b>	<b>4</b>	<b>84</b>	
Unavailable for Graduation: <a href="#">?</a>	0	0	0	0	0	0	0	0	0	0	0	0	0	0%
<b>Students Available For Graduation:</b>	<b>8</b>	<b>9</b>	<b>7</b>	<b>7</b>	<b>6</b>	<b>10</b>	<b>3</b>	<b>6</b>	<b>6</b>	<b>5</b>	<b>13</b>	<b>4</b>	<b>84</b>	<b>100%</b>
Withdrawn/Terminated Students:	1	3	3	4	2	2	0	2	1	0	4	1	23	27%
<b>Graduates within 150% Program Length:</b>	<b>7</b>	<b>6</b>	<b>4</b>	<b>3</b>	<b>4</b>	<b>8</b>	<b>3</b>	<b>4</b>	<b>5</b>	<b>5</b>	<b>9</b>	<b>3</b>	<b>61</b>	<b>73%</b>

<b>GRADUATION RATE</b>	<b>88%</b>	<b>67%</b>	<b>57%</b>	<b>43%</b>	<b>67%</b>	<b>80%</b>	<b>100%</b>	<b>67%</b>	<b>83%</b>	<b>100%</b>	<b>69%</b>	<b>75%</b>		<b>73%</b>
Graduates - Further Education: 	0	0	0	0	0	1	0	0	0	0	0	0	1	2%
Graduates - Unavailable for Employment: 	0	0	0	0	0	0	0	0	0	0	0	0	0	0%
Graduates - Available for Employment:	7	6	4	3	4	7	3	4	5	5	9	3	60	98%
Graduates - Employed in Field:	3	6	3	3	4	4	1	3	1	4	7	3	42	70%
<b>EMPLOYMENT RATE</b>	<b>43%</b>	<b>100%</b>	<b>75%</b>	<b>100%</b>	<b>100%</b>	<b>57%</b>	<b>33%</b>	<b>75%</b>	<b>20%</b>	<b>80%</b>	<b>78%</b>	<b>100%</b>		<b>70%</b>
Graduates - Unrelated Occupation:	0	0	0	0	0	0	0	0	0	0	0	0	0	0%
Graduates - Unemployed:	4	0	1	0	0	3	2	1	4	1	2	0	18	30%
Graduates - Unknown:	0	0	0	0	0	0	0	0	0	0	0	0	0	0%
<b>Non-Graduated Students Who Obtained Training Related Employment</b>	0	0	0	0	0	0	0	0	0	0	0	0	0	0%
<b>Employment Rate with Non-Graduated Employed Students</b>	<b>43%</b>	<b>100%</b>	<b>75%</b>	<b>100%</b>	<b>100%</b>	<b>57%</b>	<b>33%</b>	<b>75%</b>	<b>20%</b>	<b>80%</b>	<b>78%</b>	<b>100%</b>		<b>70%</b>

**LICENSURE / CERTIFICATION EXAMINATION PASS RATES CHART**

Licensure / Certification Name:														
1. Class Start Date:	03/22	04/22	05/22	06/22	07/22	08/22	09/22	10/22	11/22	12/22	01/23	02/23		
2. Number of Graduates:	7	6	4	3	4	8	3	4	5	5	9	3	<b>61</b>	
3. # of Graduates Taking Exam:	0	0	0	0	0	0	0	0	0	0	0	0	<b>0</b>	
4. # of Graduates Passing Exam:	0	0	0	0	0	0	0	0	0	0	0	0	<b>0</b>	
<b>5. Percentage of Grads Passing Exam:</b>	<b>0</b>	<b>0</b>	<b>0</b>	<b>0</b>	<b>0</b>	<b>0</b>	<b>0</b>	<b>0</b>	<b>0</b>	<b>0</b>	<b>0</b>	<b>0</b>	<b>0</b>	Avg.
Licensure / Certification Examination Agency Rate:	0	0	0	0	0	0	0	0	0	0	0	0	<b>0</b>	<b>0</b>
<div style="display: flex; justify-content: space-between; align-items: center;"> <span style="background-color: yellow; border: 1px solid black; padding: 2px 10px;">Cancel</span> <span style="background-color: orange; border: 1px solid black; padding: 2px 10px;">Save</span> </div>														



Log Off

Timeout:  
44.9 minutes

Annual Report

Programs

School Info

DMS

HELP ?

Annual Report: **2024**

School Number: **072473**

School Name: **North-West College**

Type: **Branch** Annual Report Status: **Submitted**

Address1: **511 N. Brookhurst St.**

City: **Anaheim** State: **CA**

Zip: **92801**



**GRADUATION AND EMPLOYMENT CHART**

**You must SAVE the G&E form to calculate totals**

<b>Cancel</b>				<input checked="" type="checkbox"/> Complete	<b>Save</b>
Approved Program Title:	Medical Insurance Biller and Coder				
Program Code:	128				
Credential:	Diploma				
Report Date:	7/2024	Program Length in Months: ?	9		
Beginning Date:	3/2022	End Date:	2/2023		
Is this chart for a satellite location? <input type="radio"/> Yes <input checked="" type="radio"/> No ?					
Is this chart for a program offered 100% via Distance Education? <input type="radio"/> Yes <input checked="" type="radio"/> No ?					

**REPORTING PERIOD**

Class Start Date (eg 01/21):	03/22	04/22	05/22	06/22	07/22	08/22	09/22	10/22	11/22	12/22	01/23	02/23	Total	%
Number Started:	3	2	3	0	3	4	3	6	3	0	1	2	30	
Transfers to Another Program/Cohort:	0	0	0	0	0	0	0	1	0	0	0	0	1	3%
Transfers from Another Program/Cohort:	0	0	0	0	0	0	0	0	0	0	0	0	0	0%
<b>Total Starts (+/- Transfers):</b>	<b>3</b>	<b>2</b>	<b>3</b>	<b>0</b>	<b>3</b>	<b>4</b>	<b>3</b>	<b>5</b>	<b>3</b>	<b>0</b>	<b>1</b>	<b>2</b>	<b>29</b>	
Unavailable for Graduation: ?	0	0	0	0	0	0	0	0	0	0	0	0	0	0%
<b>Students Available For Graduation:</b>	<b>3</b>	<b>2</b>	<b>3</b>	<b>0</b>	<b>3</b>	<b>4</b>	<b>3</b>	<b>5</b>	<b>3</b>	<b>0</b>	<b>1</b>	<b>2</b>	<b>29</b>	<b>100%</b>
Withdrawn/Terminated Students:	1	0	1	0	2	0	1	2	2	0	0	1	10	34%
<b>Graduates within 150% Program Length:</b>	<b>2</b>	<b>2</b>	<b>2</b>	<b>0</b>	<b>1</b>	<b>4</b>	<b>2</b>	<b>3</b>	<b>1</b>	<b>0</b>	<b>1</b>	<b>1</b>	<b>19</b>	<b>66%</b>

<b>GRADUATION RATE</b>	<b>67%</b>	<b>100%</b>	<b>67%</b>	<b>0%</b>	<b>33%</b>	<b>100%</b>	<b>67%</b>	<b>60%</b>	<b>33%</b>	<b>0%</b>	<b>100%</b>	<b>50%</b>		<b>66%</b>	
Graduates - Further Education: 	0	0	0	0	0	0	0	0	0	0	0	0	0	0	0%
Graduates - Unavailable for Employment: 	0	0	0	0	0	0	0	0	0	0	0	0	0	0	0%
Graduates - Available for Employment:	2	2	2	0	1	4	2	3	1	0	1	1	19	100%	
Graduates - Employed in Field:	2	2	2	0	1	4	2	2	1	0	1	0	17	89%	
<b>EMPLOYMENT RATE</b>	<b>100%</b>	<b>100%</b>	<b>100%</b>	<b>0%</b>	<b>100%</b>	<b>100%</b>	<b>100%</b>	<b>67%</b>	<b>100%</b>	<b>0%</b>	<b>100%</b>	<b>0%</b>		<b>89%</b>	
Graduates - Unrelated Occupation:	0	0	0	0	0	0	0	0	0	0	0	0	0	0%	
Graduates - Unemployed:	0	0	0	0	0	0	0	1	0	0	0	1	2	11%	
Graduates - Unknown:	0	0	0	0	0	0	0	0	0	0	0	0	0	0%	
<b>Non-Graduated Students Who Obtained Training Related Employment</b>	0	0	0	0	0	0	0	0	0	0	0	0	0	0%	
<b>Employment Rate with Non-Graduated Employed Students</b>	<b>100%</b>	<b>100%</b>	<b>100%</b>	<b>0%</b>	<b>100%</b>	<b>100%</b>	<b>100%</b>	<b>67%</b>	<b>100%</b>	<b>0%</b>	<b>100%</b>	<b>0%</b>		<b>89%</b>	

**LICENSURE / CERTIFICATION EXAMINATION PASS RATES CHART**

Licensure / Certification Name:														
1. Class Start Date:	03/22	04/22	05/22	06/22	07/22	08/22	09/22	10/22	11/22	12/22	01/23	02/23		
2. Number of Graduates:	2	2	2	0	1	4	2	3	1	0	1	1	<b>19</b>	
3. # of Graduates Taking Exam:	0	0	0	0	0	0	0	0	0	0	0	0	<b>0</b>	
4. # of Graduates Passing Exam:	0	0	0	0	0	0	0	0	0	0	0	0	<b>0</b>	
<b>5. Percentage of Grads Passing Exam:</b>	<b>0</b>	<b>0</b>	<b>0</b>	<b>0</b>	<b>0</b>	<b>0</b>	<b>0</b>	<b>0</b>	<b>0</b>	<b>0</b>	<b>0</b>	<b>0</b>	<b>0</b>	Avg.
Licensure / Certification Examination Agency Rate:	0	0	0	0	0	0	0	0	0	0	0	0	<b>0</b>	<b>0</b>
<div style="display: flex; justify-content: space-between; align-items: center;"> <span style="background-color: yellow; border: 1px solid black; padding: 2px 10px;">Cancel</span> <span style="background-color: orange; border: 1px solid black; padding: 2px 10px;">Save</span> </div>														



Log Off

Timeout:  
44.9 minutes

Annual Report

Programs

School Info

DMS

HELP ?

Annual Report: **2024**

School Number: **072473**

School Name: **North-West College**

Type: **Branch** Annual Report Status: **Submitted**

Address1: **511 N. Brookhurst St.**

City: **Anaheim** State: **CA**

Zip: **92801**

**GRADUATION AND EMPLOYMENT CHART**



**You must SAVE the G&E form to calculate totals**

<b>Cancel</b>		<input checked="" type="checkbox"/> Complete		<b>Save</b>	
Approved Program Title:	Massage Therapy				
Program Code:	310				
Credential:	Diploma				
Report Date:	7/2024	Program Length in Months: ?	9		
Beginning Date:	3/2022	End Date:	2/2023		
Is this chart for a satellite location? <input type="radio"/> Yes <input checked="" type="radio"/> No ?					
Is this chart for a program offered 100% via Distance Education? <input type="radio"/> Yes <input checked="" type="radio"/> No ?					

**REPORTING PERIOD**

Class Start Date (eg 01/21):	03/22	04/22	05/22	06/22	07/22	08/22	09/22	10/22	11/22	12/22	01/23	02/23	Total	%
Number Started:	0	1	1	5	2	1	2	2	1	1	3	1	20	
Transfers to Another Program/Cohort:	0	0	0	0	0	0	0	0	0	0	0	0	0	0%
Transfers from Another Program/Cohort:	0	0	0	0	0	0	0	0	0	0	0	0	0	0%
<b>Total Starts (+/- Transfers):</b>	<b>0</b>	<b>1</b>	<b>1</b>	<b>5</b>	<b>2</b>	<b>1</b>	<b>2</b>	<b>2</b>	<b>1</b>	<b>1</b>	<b>3</b>	<b>1</b>	<b>20</b>	
Unavailable for Graduation: ?	0	0	0	0	0	0	0	0	0	0	0	0	0	0%
<b>Students Available For Graduation:</b>	<b>0</b>	<b>1</b>	<b>1</b>	<b>5</b>	<b>2</b>	<b>1</b>	<b>2</b>	<b>2</b>	<b>1</b>	<b>1</b>	<b>3</b>	<b>1</b>	<b>20</b>	<b>100%</b>
Withdrawn/Terminated Students:	0	1	1	3	1	1	2	1	1	1	1	0	13	65%
<b>Graduates within 150% Program Length:</b>	<b>0</b>	<b>0</b>	<b>0</b>	<b>2</b>	<b>1</b>	<b>0</b>	<b>0</b>	<b>1</b>	<b>0</b>	<b>0</b>	<b>2</b>	<b>1</b>	<b>7</b>	<b>35%</b>



<b>GRADUATION RATE</b>	<b>0%</b>	<b>0%</b>	<b>0%</b>	<b>40%</b>	<b>50%</b>	<b>0%</b>	<b>0%</b>	<b>50%</b>	<b>0%</b>	<b>0%</b>	<b>67%</b>	<b>100%</b>		<b>35%</b>
Graduates - Further Education: 	0	0	0	0	0	0	0	0	0	0	0	0	0	0
Graduates - Unavailable for Employment: 	0	0	0	0	0	0	0	0	0	0	0	0	0	0
Graduates - Available for Employment:	0	0	0	2	1	0	0	1	0	0	2	1	7	100%
Graduates - Employed in Field:	0	0	0	2	0	0	0	1	0	0	2	0	5	71%
<b>EMPLOYMENT RATE</b>	<b>0%</b>	<b>0%</b>	<b>0%</b>	<b>100%</b>	<b>0%</b>	<b>0%</b>	<b>0%</b>	<b>100%</b>	<b>0%</b>	<b>0%</b>	<b>100%</b>	<b>0%</b>		<b>71%</b>
Graduates - Unrelated Occupation:	0	0	0	0	0	0	0	0	0	0	0	0	0	0
Graduates - Unemployed:	0	0	0	0	1	0	0	0	0	0	0	1	2	29%
Graduates - Unknown:	0	0	0	0	0	0	0	0	0	0	0	0	0	0
<b>Non-Graduated Students Who Obtained Training Related Employment</b>	0	0	0	0	0	0	0	0	0	0	0	0	0	0
<b>Employment Rate with Non-Graduated Employed Students</b>	<b>0%</b>	<b>0%</b>	<b>0%</b>	<b>100%</b>	<b>0%</b>	<b>0%</b>	<b>0%</b>	<b>100%</b>	<b>0%</b>	<b>0%</b>	<b>100%</b>	<b>0%</b>		<b>71%</b>

**LICENSURE / CERTIFICATION EXAMINATION PASS RATES CHART**

Licensure / Certification Name:														
1. Class Start Date:	03/22	04/22	05/22	06/22	07/22	08/22	09/22	10/22	11/22	12/22	01/23	02/23		
2. Number of Graduates:	0	0	0	2	1	0	0	1	0	0	2	1	<b>7</b>	
3. # of Graduates Taking Exam:	0	0	0	0	0	0	0	0	0	0	0	0	<b>0</b>	
4. # of Graduates Passing Exam:	0	0	0	0	0	0	0	0	0	0	0	0	<b>0</b>	
<b>5. Percentage of Grads Passing Exam:</b>	<b>0</b>	<b>0</b>	<b>0</b>	<b>0</b>	<b>0</b>	<b>0</b>	<b>0</b>	<b>0</b>	<b>0</b>	<b>0</b>	<b>0</b>	<b>0</b>	<b>0</b>	Avg.
Licensure / Certification Examination Agency Rate:	0	0	0	0	0	0	0	0	0	0	0	0	<b>0</b>	<b>0</b>
<div style="display: flex; justify-content: space-between; align-items: center;"> <span style="background-color: yellow; border: 1px solid black; padding: 2px 10px;">Cancel</span> <span style="background-color: orange; border: 1px solid black; padding: 2px 10px;">Save</span> </div>														



Log Off

Timeout:  
44.9 minutes

Annual Report

Programs

School Info

DMS

HELP ?

Annual Report: **2024**

School Number: **072473**

School Name: **North-West College**

Type: **Branch** Annual Report Status: **Submitted**

Address1: **511 N. Brookhurst St.**

City: **Anaheim** State: **CA**

Zip: **92801**



**GRADUATION AND EMPLOYMENT CHART**

**You must SAVE the G&E form to calculate totals**

<b>Cancel</b>		<input checked="" type="checkbox"/> Complete		<b>Save</b>	
Approved Program Title:	Pharmacy Technician				
Program Code:	146				
Credential:	Diploma				
Report Date:	7/2024	Program Length in Months: <a href="#">?</a>	<input type="text" value="9"/>		
Beginning Date:	3/2022	End Date:	2/2023		
Is this chart for a satellite location? <input type="radio"/> Yes <input checked="" type="radio"/> No <a href="#">?</a>					
Is this chart for a program offered 100% via Distance Education? <input type="radio"/> Yes <input checked="" type="radio"/> No <a href="#">?</a>					

**REPORTING PERIOD**

Class Start Date (eg 01/21):	03/22	04/22	05/22	06/22	07/22	08/22	09/22	10/22	11/22	12/22	01/23	02/23	Total	%
Number Started:	1	2	1	2	3	1	3	3	3	0	2	1	22	
Transfers to Another Program/Cohort:	0	0	0	0	0	0	0	0	0	0	0	0	0	0%
Transfers from Another Program/Cohort:	0	0	0	0	0	0	0	0	0	0	0	0	0	0%
<b>Total Starts (+/- Transfers):</b>	<b>1</b>	<b>2</b>	<b>1</b>	<b>2</b>	<b>3</b>	<b>1</b>	<b>3</b>	<b>3</b>	<b>3</b>	<b>0</b>	<b>2</b>	<b>1</b>	<b>22</b>	
Unavailable for Graduation: <a href="#">?</a>	0	0	0	0	0	0	0	0	0	0	0	0	0	0%
<b>Students Available For Graduation:</b>	<b>1</b>	<b>2</b>	<b>1</b>	<b>2</b>	<b>3</b>	<b>1</b>	<b>3</b>	<b>3</b>	<b>3</b>	<b>0</b>	<b>2</b>	<b>1</b>	<b>22</b>	<b>100%</b>
Withdrawn/Terminated Students:	0	0	0	0	0	0	1	2	0	0	1	0	4	18%
<b>Graduates within 150% Program Length:</b>	<b>1</b>	<b>2</b>	<b>1</b>	<b>2</b>	<b>3</b>	<b>1</b>	<b>2</b>	<b>1</b>	<b>3</b>	<b>0</b>	<b>1</b>	<b>1</b>	<b>18</b>	<b>82%</b>

<b>GRADUATION RATE</b>	<b>100%</b>	<b>100%</b>	<b>100%</b>	<b>100%</b>	<b>100%</b>	<b>100%</b>	<b>67%</b>	<b>33%</b>	<b>100%</b>	<b>0%</b>	<b>50%</b>	<b>100%</b>		<b>82%</b>
Graduates - Further Education: 	0	0	0	0	0	0	0	0	0	0	0	0	0	0
Graduates - Unavailable for Employment: 	0	0	0	0	0	0	0	0	0	0	0	0	0	0
Graduates - Available for Employment:	<b>1</b>	<b>2</b>	<b>1</b>	<b>2</b>	<b>3</b>	<b>1</b>	<b>2</b>	<b>1</b>	<b>3</b>	<b>0</b>	<b>1</b>	<b>1</b>	<b>18</b>	<b>100%</b>
Graduates - Employed in Field:	1	0	1	2	3	1	2	1	1	0	1	1	14	78%
<b>EMPLOYMENT RATE</b>	<b>100%</b>	<b>0%</b>	<b>100%</b>	<b>100%</b>	<b>100%</b>	<b>100%</b>	<b>100%</b>	<b>100%</b>	<b>33%</b>	<b>0%</b>	<b>100%</b>	<b>100%</b>		<b>78%</b>
Graduates - Unrelated Occupation:	0	0	0	0	0	0	0	0	0	0	0	0	0	0%
Graduates - Unemployed:	0	2	0	0	0	0	0	0	2	0	0	0	4	22%
Graduates - Unknown:	0	0	0	0	0	0	0	0	0	0	0	0	0	0%
<b>Non-Graduated Students Who Obtained Training Related Employment</b>	0	0	0	0	0	0	0	0	0	0	0	0	0	0%
<b>Employment Rate with Non-Graduated Employed Students</b>	<b>100%</b>	<b>0%</b>	<b>100%</b>	<b>100%</b>	<b>100%</b>	<b>100%</b>	<b>100%</b>	<b>100%</b>	<b>33%</b>	<b>0%</b>	<b>100%</b>	<b>100%</b>		<b>78%</b>

**LICENSURE / CERTIFICATION EXAMINATION PASS RATES CHART**

Licensure / Certification Name:														
1. Class Start Date:	03/22	04/22	05/22	06/22	07/22	08/22	09/22	10/22	11/22	12/22	01/23	02/23		
2. Number of Graduates:	1	2	1	2	3	1	2	1	3	0	1	1	<b>18</b>	
3. # of Graduates Taking Exam:	0	0	0	0	0	0	0	0	0	0	0	0	<b>0</b>	
4. # of Graduates Passing Exam:	0	0	0	0	0	0	0	0	0	0	0	0	<b>0</b>	
<b>5. Percentage of Grads Passing Exam:</b>	<b>0</b>	<b>0</b>	<b>0</b>	<b>0</b>	<b>0</b>	<b>0</b>	<b>0</b>	<b>0</b>	<b>0</b>	<b>0</b>	<b>0</b>	<b>0</b>	<b>0</b>	Avg.
Licensure / Certification Examination Agency Rate:	0	0	0	0	0	0	0	0	0	0	0	0	<b>0</b>	<b>0</b>
<div style="display: flex; justify-content: space-between; align-items: center;"> <span style="background-color: yellow; border: 1px solid black; padding: 5px 10px;">Cancel</span> <span style="background-color: orange; border: 1px solid black; padding: 5px 10px;">Save</span> </div>														



Log Off

Timeout:  
44.9 minutes

Annual Report

Programs

School Info

DMS

HELP ?

Annual Report: **2024**

School Number: **072473**

School Name: **North-West College**

Type: **Branch** Annual Report Status: **Submitted**

Address1: **511 N. Brookhurst St.**

City: **Anaheim** State: **CA**

Zip: **92801**

### GRADUATION AND EMPLOYMENT CHART

You must SAVE the G&E form to calculate totals

<b>Cancel</b>					<input checked="" type="checkbox"/> Complete	<b>Save</b>
Approved Program Title:	Surgical Technology					
Program Code:	166					
Credential:	AOS					
Report Date:	7/2024	Program Length in Months: ?	<input type="text" value="19"/>			
Beginning Date:	12/2020	End Date:	11/2021			
Is this chart for a satellite location? <input type="radio"/> Yes <input checked="" type="radio"/> No ?						
Is this chart for a program offered 100% via Distance Education? <input type="radio"/> Yes <input checked="" type="radio"/> No ?						

### REPORTING PERIOD

Class Start Date (eg 01/21):	12/20	01/21	02/21	03/21	04/21	05/21	06/21	07/21	08/21	09/21	10/21	11/21	Total	%
Number Started:	0	0	0	0	0	0	0	0	0	0	0	0	0	
Transfers to Another Program/Cohort:	0	0	0	0	0	0	0	0	0	0	0	0	0	0%
Transfers from Another Program/Cohort:	0	0	0	0	0	0	0	0	0	0	0	0	0	0%
<b>Total Starts (+/- Transfers):</b>	<b>0</b>	<b>0</b>	<b>0</b>	<b>0</b>	<b>0</b>	<b>0</b>	<b>0</b>	<b>0</b>	<b>0</b>	<b>0</b>	<b>0</b>	<b>0</b>	<b>0</b>	
Unavailable for Graduation: ?	0	0	0	0	0	0	0	0	0	0	0	0	0	0%
<b>Students Available For Graduation:</b>	<b>0</b>	<b>0</b>	<b>0</b>	<b>0</b>	<b>0</b>	<b>0</b>	<b>0</b>	<b>0</b>	<b>0</b>	<b>0</b>	<b>0</b>	<b>0</b>	<b>0</b>	<b>0%</b>
Withdrawn/Terminated Students:	0	0	0	0	0	0	0	0	0	0	0	0	0	0%
<b>Graduates within 150% Program Length:</b>	<b>0</b>	<b>0</b>	<b>0</b>	<b>0</b>	<b>0</b>	<b>0</b>	<b>0</b>	<b>0</b>	<b>0</b>	<b>0</b>	<b>0</b>	<b>0</b>	<b>0</b>	<b>0%</b>



**LICENSURE / CERTIFICATION EXAMINATION PASS RATES CHART**

Licensure / Certification Name:														
1. Class Start Date:	12/20	01/21	02/21	03/21	04/21	05/21	06/21	07/21	08/21	09/21	10/21	11/21		
2. Number of Graduates:	0	0	0	0	0	0	0	0	0	0	0	0	0	
3. # of Graduates Taking Exam:	0	0	0	0	0	0	0	0	0	0	0	0	0	
4. # of Graduates Passing Exam:	0	0	0	0	0	0	0	0	0	0	0	0	0	
<b>5. Percentage of Grads Passing Exam:</b>	<b>0</b>	<b>0</b>	<b>0</b>	<b>0</b>	<b>0</b>	<b>0</b>	<b>0</b>	<b>0</b>	<b>0</b>	<b>0</b>	<b>0</b>	<b>0</b>	<b>0</b>	Avg.
Licensure / Certification Examination Agency Rate:	0	0	0	0	0	0	0	0	0	0	0	0	0	0
<div style="display: flex; justify-content: space-between; align-items: center;"> <span style="background-color: yellow; border: 1px solid black; padding: 5px 10px;">Cancel</span> <span style="background-color: orange; border: 1px solid black; padding: 5px 10px;">Save</span> </div>														





Log Off

Timeout:  
45.0 minutes

Annual Report

Programs

School Info

DMS

HELP ?

Annual Report: **2024**

School Number: **072473**

School Name: **North-West College**

Type: **Branch** Annual Report Status: **Submitted**

Address1: **511 N. Brookhurst St.**

City: **Anaheim** State: **CA**

Zip: **92801**

**GRADUATION AND EMPLOYMENT CHART**

**You must SAVE the G&E form to calculate totals**

<b>Cancel</b>		<input checked="" type="checkbox"/> Complete		<b>Save</b>	
Approved Program Title:	Surgical Technology				
Program Code:	166				
Credential:	Diploma				
Report Date:	7/2024	Program Length in Months: <a href="#">?</a>	<input type="text" value="15"/>		
Beginning Date:	6/2021	End Date:	5/2022		
Is this chart for a satellite location? <input type="radio"/> Yes <input checked="" type="radio"/> No <a href="#">?</a>					
Is this chart for a program offered 100% via Distance Education? <input type="radio"/> Yes <input checked="" type="radio"/> No <a href="#">?</a>					

**REPORTING PERIOD**

Class Start Date (eg 01/21):	06/21	07/21	08/21	09/21	10/21	11/21	12/21	01/22	02/22	03/22	04/22	05/22	Total	%
Number Started:	0	0	0	10	0	0	0	0	0	0	0	0	10	
Transfers to Another Program/Cohort:	0	0	0	0	0	0	0	0	0	0	0	0	0	0%
Transfers from Another Program/Cohort:	0	0	0	0	0	0	0	0	0	0	0	0	0	0%
<b>Total Starts (+/- Transfers):</b>	<b>0</b>	<b>0</b>	<b>0</b>	<b>10</b>	<b>0</b>	<b>0</b>	<b>0</b>	<b>0</b>	<b>0</b>	<b>0</b>	<b>0</b>	<b>0</b>	<b>10</b>	
Unavailable for Graduation: <a href="#">?</a>	0	0	0	0	0	0	0	0	0	0	0	0	0	0%
<b>Students Available For Graduation:</b>	<b>0</b>	<b>0</b>	<b>0</b>	<b>10</b>	<b>0</b>	<b>0</b>	<b>0</b>	<b>0</b>	<b>0</b>	<b>0</b>	<b>0</b>	<b>0</b>	<b>10</b>	<b>100%</b>
Withdrawn/Terminated Students:	0	0	0	2	0	0	0	0	0	0	0	0	2	20%
<b>Graduates within 150% Program Length:</b>	<b>0</b>	<b>0</b>	<b>0</b>	<b>8</b>	<b>0</b>	<b>0</b>	<b>0</b>	<b>0</b>	<b>0</b>	<b>0</b>	<b>0</b>	<b>0</b>	<b>8</b>	<b>80%</b>



**LICENSURE / CERTIFICATION EXAMINATION PASS RATES CHART**

Licensure / Certification Name:														
1. Class Start Date:	06/21	07/21	08/21	09/21	10/21	11/21	12/21	01/22	02/22	03/22	04/22	05/22		
2. Number of Graduates:	0	0	0	8	0	0	0	0	0	0	0	0	8	
3. # of Graduates Taking Exam:	0	0	0	0	0	0	0	0	0	0	0	0	0	
4. # of Graduates Passing Exam:	0	0	0	0	0	0	0	0	0	0	0	0	0	
<b>5. Percentage of Grads Passing Exam:</b>	<b>0</b>	<b>0</b>	<b>0</b>	<b>0</b>	<b>0</b>	<b>0</b>	<b>0</b>	<b>0</b>	<b>0</b>	<b>0</b>	<b>0</b>	<b>0</b>	<b>0</b>	Avg.
Licensure / Certification Examination Agency Rate:	0	0	0	0	0	0	0	0	0	0	0	0	0	0
<div style="display: flex; justify-content: space-between; align-items: center;"> <span style="background-color: yellow; border: 1px solid black; padding: 5px 15px;">Cancel</span> <span style="background-color: orange; border: 1px solid black; padding: 5px 15px;">Save</span> </div>														



Log Off

Timeout:  
45.0 minutes

Annual Report

Programs

School Info

DMS

HELP ?

Annual Report: **2024**

School Number: **072473**

School Name: **North-West College**

Type: **Branch** Annual Report Status: **Submitted**

Address1: **511 N. Brookhurst St.**

City: **Anaheim** State: **CA**

Zip: **92801**

**GRADUATION AND EMPLOYMENT CHART**

**You must SAVE the G&E form to calculate totals**

<b>Cancel</b>					<input checked="" type="checkbox"/> Complete	<b>Save</b>
Approved Program Title:	Vocational Nurse					
Program Code:	1715					
Credential:	Diploma					
Report Date:	7/2024	Program Length in Months: ?	15			
Beginning Date:	6/2021	End Date:	5/2022			
Is this chart for a satellite location? <input type="radio"/> Yes <input checked="" type="radio"/> No ?						
Is this chart for a program offered 100% via Distance Education? <input type="radio"/> Yes <input checked="" type="radio"/> No ?						

**REPORTING PERIOD**

Class Start Date (eg 01/21):	06/21	07/21	08/21	09/21	10/21	11/21	12/21	01/22	02/22	03/22	04/22	05/22	Total	%
Number Started:	0	0	0	1	19	1	0	0	0	1	0	0	22	
Transfers to Another Program/Cohort:	0	0	0	0	0	0	0	0	0	0	0	0	0	0%
Transfers from Another Program/Cohort:	0	0	0	0	0	0	0	0	0	0	0	0	0	0%
<b>Total Starts (+/- Transfers):</b>	<b>0</b>	<b>0</b>	<b>0</b>	<b>1</b>	<b>19</b>	<b>1</b>	<b>0</b>	<b>0</b>	<b>0</b>	<b>1</b>	<b>0</b>	<b>0</b>	<b>22</b>	
Unavailable for Graduation: ?	0	0	0	0	0	0	0	0	0	0	0	0	0	0%
<b>Students Available For Graduation:</b>	<b>0</b>	<b>0</b>	<b>0</b>	<b>1</b>	<b>19</b>	<b>1</b>	<b>0</b>	<b>0</b>	<b>0</b>	<b>1</b>	<b>0</b>	<b>0</b>	<b>22</b>	<b>100%</b>
Withdrawn/Terminated Students:	0	0	0	1	7	1	0	0	0	1	0	0	10	45%
<b>Graduates within 150% Program Length:</b>	<b>0</b>	<b>0</b>	<b>0</b>	<b>0</b>	<b>12</b>	<b>0</b>	<b>0</b>	<b>0</b>	<b>0</b>	<b>0</b>	<b>0</b>	<b>0</b>	<b>12</b>	<b>55%</b>



**LICENSURE / CERTIFICATION EXAMINATION PASS RATES CHART**

Licensure / Certification Name:	BVNPT													
1. Class Start Date:	06/21	07/21	08/21	09/21	10/21	11/21	12/21	01/22	02/22	03/22	04/22	05/22		
2. Number of Graduates:	0	0	0	0	12	0	0	0	0	0	0	0	12	
3. # of Graduates Taking Exam:	0	0	0	0	9	0	0	0	0	0	0	0	9	
4. # of Graduates Passing Exam:	0	0	0	0	9	0	0	0	0	0	0	0	9	
<b>5. Percentage of Grads Passing Exam:</b>	<b>0</b>	<b>0</b>	<b>0</b>	<b>0</b>	<b>100</b>	<b>0</b>	<b>0</b>	<b>0</b>	<b>0</b>	<b>0</b>	<b>0</b>	<b>0</b>	<b>100</b>	Avg.
Licensure / Certification Examination Agency Rate:	0	0	0	0	0	0	0	0	0	0	0	0	0	0
<b>Cancel</b>											<b>Save</b>			