

Annual Report: **2024** School Number: **000558** School Name: **North-West College** Type: **Branch** Annual Report Status: **Submitted**

Address1: **221 N. Brand Blvd.** City: **Glendale** State: **CA** Zip: **91203**



### GRADUATION AND EMPLOYMENT CHART

You must **SAVE** the G&E form to calculate totals

|  |  |   |                                |
|--|--|---|--------------------------------|
| <b>Cancel</b>  | <input checked="" type="checkbox"/> Complete |   | <b>Save</b>                    |
| Approved Program Title:  | Dental Assistant                             |   |                                |
| Program Code:  | 106  |   |                                |
| Credential:  | Diploma                                      |   |                                |
| Report Date:   | 7/2024                                       | Program Length in Months: <a href="#">?</a> | <input type="text" value="9"/> |
| Beginning Date:  | 3/2022                                       | End Date:                                   | 2/2023                         |
| Is this chart for a satellite location? <input type="radio"/> Yes <input checked="" type="radio"/> No <a href="#">?</a>                          |  |   |                                |
| Is this chart for a program offered 100% via Distance Education? <input type="radio"/> Yes <input checked="" type="radio"/> No <a href="#">?</a> |  |   |                                |

### REPORTING PERIOD

| Class Start Date (eg 01/21):                  | 03/22    | 04/22    | 05/22    | 06/22    | 07/22    | 08/22    | 09/22    | 10/22    | 11/22    | 12/22    | 01/23    | 02/23    | Total    | %           |
|---|----------|----------|----------|----------|----------|----------|----------|----------|----------|----------|----------|----------|----------|-------------|
| Number Started:                               | 0        | 0        | 2        | 2        | 0        | 2        | 0        | 0        | 1        | 0        | 2        | 0        | 9        |             |
| Transfers to Another Program/Cohort:          | 0        | 0        | 0        | 0        | 0        | 0        | 0        | 0        | 0        | 0        | 0        | 0        | 0        | 0%          |
| Transfers from Another Program/Cohort:        | 0        | 0        | 0        | 0        | 0        | 0        | 0        | 0        | 0        | 0        | 0        | 0        | 0        | 0%          |
| <b>Total Starts (+/- Transfers):</b>          | <b>0</b> | <b>0</b> | <b>2</b> | <b>2</b> | <b>0</b> | <b>2</b> | <b>0</b> | <b>0</b> | <b>1</b> | <b>0</b> | <b>2</b> | <b>0</b> | <b>9</b> |             |
| Unavailable for Graduation: <a href="#">?</a> | 0        | 0        | 0        | 0        | 0        | 0        | 0        | 0        | 0        | 0        | 0        | 0        | 0        | 0%          |
| <b>Students Available For Graduation:</b>     | <b>0</b> | <b>0</b> | <b>2</b> | <b>2</b> | <b>0</b> | <b>2</b> | <b>0</b> | <b>0</b> | <b>1</b> | <b>0</b> | <b>2</b> | <b>0</b> | <b>9</b> | <b>100%</b> |
| Withdrawn/Terminated Students:                | 0        | 0        | 2        | 0        | 0        | 1        | 0        | 0        | 0        | 0        | 1        | 0        | 4        | 44%         |
| <b>Graduates within 150% Program Length:</b>  | <b>0</b> | <b>0</b> | <b>0</b> | <b>2</b> | <b>0</b> | <b>1</b> | <b>0</b> | <b>0</b> | <b>1</b> | <b>0</b> | <b>1</b> | <b>0</b> | <b>5</b> | <b>56%</b>  |

|   |           |           |           |             |           |             |           |           |             |           |             |           |   |             |
|---|-----------|-----------|-----------|-------------|-----------|-------------|-----------|-----------|-------------|-----------|-------------|-----------|---|-------------|
| <b>GRADUATION RATE</b>  | <b>0%</b> | <b>0%</b> | <b>0%</b> | <b>100%</b> | <b>0%</b> | <b>50%</b>  | <b>0%</b> | <b>0%</b> | <b>100%</b> | <b>0%</b> | <b>50%</b>  | <b>0%</b> |   | <b>56%</b>  |
| Graduates - Further Education:           | 0         | 0         | 0         | 0           | 0         | 0           | 0         | 0         | 0           | 0         | 0           | 0         | 0 | 0%          |
| Graduates - Unavailable for Employment:  | 0         | 0         | 0         | 0           | 0         | 0           | 0         | 0         | 0           | 0         | 0           | 0         | 0 | 0%          |
| Graduates - Available for Employment:   | 0         | 0         | 0         | 2           | 0         | 1           | 0         | 0         | 1           | 0         | 1           | 0         | 5 | 100%        |
| Graduates - Employed in Field:  | 0         | 0         | 0         | 2           | 0         | 1           | 0         | 0         | 1           | 0         | 1           | 0         | 5 | 100%        |
| <b>EMPLOYMENT RATE</b>  | <b>0%</b> | <b>0%</b> | <b>0%</b> | <b>100%</b> | <b>0%</b> | <b>100%</b> | <b>0%</b> | <b>0%</b> | <b>100%</b> | <b>0%</b> | <b>100%</b> | <b>0%</b> |   | <b>100%</b> |
| Graduates - Unrelated Occupation:   | 0         | 0         | 0         | 0           | 0         | 0           | 0         | 0         | 0           | 0         | 0           | 0         | 0 | 0%          |
| Graduates - Unemployed:   | 0         | 0         | 0         | 0           | 0         | 0           | 0         | 0         | 0           | 0         | 0           | 0         | 0 | 0%          |
| Graduates - Unknown:  | 0         | 0         | 0         | 0           | 0         | 0           | 0         | 0         | 0           | 0         | 0           | 0         | 0 | 0%          |
| <b>Non-Graduated Students Who Obtained Training Related Employment</b>  | 0         | 0         | 0         | 0           | 0         | 0           | 0         | 0         | 0           | 0         | 0           | 0         | 0 | 0%          |
| <b>Employment Rate with Non-Graduated Employed Students</b>   | <b>0%</b> | <b>0%</b> | <b>0%</b> | <b>100%</b> | <b>0%</b> | <b>100%</b> | <b>0%</b> | <b>0%</b> | <b>100%</b> | <b>0%</b> | <b>100%</b> | <b>0%</b> |   | <b>100%</b> |

**LICENSURE / CERTIFICATION EXAMINATION PASS RATES CHART**

|  |          |          |          |          |          |          |          |          |          |          |          |          |          |          |
|--|----------|----------|----------|----------|----------|----------|----------|----------|----------|----------|----------|----------|----------|----------|
| Licensure / Certification Name:  |          |          |          |          |          |          |          |          |          |          |          |          |          |          |
| 1. Class Start Date:   | 03/22    | 04/22    | 05/22    | 06/22    | 07/22    | 08/22    | 09/22    | 10/22    | 11/22    | 12/22    | 01/23    | 02/23    |          |          |
| 2. Number of Graduates:  | 0        | 0        | 0        | 2        | 0        | 1        | 0        | 0        | 1        | 0        | 1        | 0        | <b>5</b> |          |
| 3. # of Graduates Taking Exam:   | 0        | 0        | 0        | 0        | 0        | 0        | 0        | 0        | 0        | 0        | 0        | 0        | <b>0</b> |          |
| 4. # of Graduates Passing Exam:  | 0        | 0        | 0        | 0        | 0        | 0        | 0        | 0        | 0        | 0        | 0        | 0        | <b>0</b> |          |
| <b>5. Percentage of Grads Passing Exam:</b>  | <b>0</b> | <b>0</b> | <b>0</b> | <b>0</b> | <b>0</b> | <b>0</b> | <b>0</b> | <b>0</b> | <b>0</b> | <b>0</b> | <b>0</b> | <b>0</b> | <b>0</b> | Avg.     |
| Licensure / Certification Examination Agency Rate:   | 0        | 0        | 0        | 0        | 0        | 0        | 0        | 0        | 0        | 0        | 0        | 0        | <b>0</b> | <b>0</b> |
| <div style="display: flex; justify-content: space-between; align-items: center;"> <span style="background-color: yellow; border: 1px solid black; padding: 2px 10px;">Cancel</span> <span style="background-color: orange; border: 1px solid black; padding: 2px 10px;">Save</span> </div> |          |          |          |          |          |          |          |          |          |          |          |          |          |          |

Annual Report: **2024** School Number: **000558** School Name: **North-West College** Type: **Branch** Annual Report Status: **Submitted**

Address1: **221 N. Brand Blvd.** City: **Glendale** State: **CA** Zip: **91203**



### GRADUATION AND EMPLOYMENT CHART

You must **SAVE** the G&E form to calculate totals

|  |  |   |                                |
|--|--|---|--------------------------------|
| <b>Cancel</b>  | <input checked="" type="checkbox"/> Complete |   | <b>Save</b>                    |
| Approved Program Title:  | Medical Assistant                            |   |                                |
| Program Code:  | 124  |   |                                |
| Credential:  | Diploma                                      |   |                                |
| Report Date:   | 7/2024                                       | Program Length in Months: <a href="#">?</a> | <input type="text" value="9"/> |
| Beginning Date:  | 3/2022                                       | End Date:                                   | 2/2023                         |
| Is this chart for a satellite location? <input type="radio"/> Yes <input checked="" type="radio"/> No <a href="#">?</a>                          |  |   |                                |
| Is this chart for a program offered 100% via Distance Education? <input type="radio"/> Yes <input checked="" type="radio"/> No <a href="#">?</a> |  |   |                                |

### REPORTING PERIOD

| Class Start Date (eg 01/21):                  | 03/22    | 04/22    | 05/22    | 06/22    | 07/22    | 08/22    | 09/22    | 10/22    | 11/22    | 12/22    | 01/23    | 02/23    | Total     | %           |
|---|----------|----------|----------|----------|----------|----------|----------|----------|----------|----------|----------|----------|-----------|-------------|
| Number Started:                               | 6        | 7        | 1        | 4        | 3        | 8        | 4        | 5        | 2        | 3        | 4        | 8        | 55        |             |
| Transfers to Another Program/Cohort:          | 0        | 0        | 0        | 0        | 0        | 0        | 0        | 0        | 0        | 0        | 0        | 0        | 0         | 0%          |
| Transfers from Another Program/Cohort:        | 0        | 0        | 0        | 0        | 0        | 0        | 0        | 0        | 0        | 0        | 0        | 0        | 0         | 0%          |
| <b>Total Starts (+/- Transfers):</b>          | <b>6</b> | <b>7</b> | <b>1</b> | <b>4</b> | <b>3</b> | <b>8</b> | <b>4</b> | <b>5</b> | <b>2</b> | <b>3</b> | <b>4</b> | <b>8</b> | <b>55</b> |             |
| Unavailable for Graduation: <a href="#">?</a> | 0        | 0        | 0        | 0        | 0        | 0        | 0        | 0        | 0        | 0        | 0        | 0        | 0         | 0%          |
| <b>Students Available For Graduation:</b>     | <b>6</b> | <b>7</b> | <b>1</b> | <b>4</b> | <b>3</b> | <b>8</b> | <b>4</b> | <b>5</b> | <b>2</b> | <b>3</b> | <b>4</b> | <b>8</b> | <b>55</b> | <b>100%</b> |
| Withdrawn/Terminated Students:                | 1        | 3        | 0        | 1        | 1        | 3        | 3        | 2        | 1        | 0        | 0        | 5        | 20        | 36%         |
| <b>Graduates within 150% Program Length:</b>  | <b>5</b> | <b>4</b> | <b>1</b> | <b>3</b> | <b>2</b> | <b>5</b> | <b>1</b> | <b>3</b> | <b>1</b> | <b>3</b> | <b>4</b> | <b>3</b> | <b>35</b> | <b>64%</b>  |

|   |            |            |             |            |            |            |            |            |             |             |             |             |           |            |
|---|------------|------------|-------------|------------|------------|------------|------------|------------|-------------|-------------|-------------|-------------|-----------|------------|
| <b>GRADUATION RATE</b>  | <b>83%</b> | <b>57%</b> | <b>100%</b> | <b>75%</b> | <b>67%</b> | <b>63%</b> | <b>25%</b> | <b>60%</b> | <b>50%</b>  | <b>100%</b> | <b>100%</b> | <b>38%</b>  |           | <b>64%</b> |
| Graduates - Further Education:           | 0          | 0          | 0           | 0          | 0          | 1          | 0          | 0          | 0           | 0           | 0           | 0           | 1         | 3%         |
| Graduates - Unavailable for Employment:  | 0          | 0          | 0           | 0          | 0          | 0          | 0          | 0          | 0           | 0           | 0           | 0           | 0         | 0%         |
| Graduates - Available for Employment:   | <b>5</b>   | <b>4</b>   | <b>1</b>    | <b>3</b>   | <b>2</b>   | <b>4</b>   | <b>1</b>   | <b>3</b>   | <b>1</b>    | <b>3</b>    | <b>4</b>    | <b>3</b>    | <b>34</b> | <b>97%</b> |
| Graduates - Employed in Field:  | 2          | 3          | 1           | 2          | 0          | 3          | 0          | 2          | 1           | 3           | 4           | 3           | 24        | 71%        |
| <b>EMPLOYMENT RATE</b>  | <b>40%</b> | <b>75%</b> | <b>100%</b> | <b>67%</b> | <b>0%</b>  | <b>75%</b> | <b>0%</b>  | <b>67%</b> | <b>100%</b> | <b>100%</b> | <b>100%</b> | <b>100%</b> |           | <b>71%</b> |
| Graduates - Unrelated Occupation:   | 0          | 0          | 0           | 0          | 0          | 0          | 0          | 0          | 0           | 0           | 0           | 0           | 0         | 0%         |
| Graduates - Unemployed:   | 3          | 1          | 0           | 1          | 2          | 1          | 1          | 1          | 0           | 0           | 0           | 0           | 10        | 29%        |
| Graduates - Unknown:  | 0          | 0          | 0           | 0          | 0          | 0          | 0          | 0          | 0           | 0           | 0           | 0           | 0         | 0%         |
| <b>Non-Graduated Students Who Obtained Training Related Employment</b>  | 0          | 0          | 0           | 0          | 0          | 0          | 0          | 0          | 0           | 0           | 0           | 0           | 0         | 0%         |
| <b>Employment Rate with Non-Graduated Employed Students</b>   | <b>40%</b> | <b>75%</b> | <b>100%</b> | <b>67%</b> | <b>0%</b>  | <b>75%</b> | <b>0%</b>  | <b>67%</b> | <b>100%</b> | <b>100%</b> | <b>100%</b> | <b>100%</b> |           | <b>71%</b> |

**LICENSURE / CERTIFICATION EXAMINATION PASS RATES CHART**

|  |          |          |          |          |          |          |          |          |          |          |             |          |           |          |
|--|----------|----------|----------|----------|----------|----------|----------|----------|----------|----------|-------------|----------|-----------|----------|
| Licensure / Certification Name:                    |          |          |          |          |          |          |          |          |          |          |             |          |           |          |
| 1. Class Start Date:                               | 03/22    | 04/22    | 05/22    | 06/22    | 07/22    | 08/22    | 09/22    | 10/22    | 11/22    | 12/22    | 01/23       | 02/23    |           |          |
| 2. Number of Graduates:                            | 5        | 4        | 1        | 3        | 2        | 5        | 1        | 3        | 1        | 3        | 4           | 3        | <b>35</b> |          |
| 3. # of Graduates Taking Exam:                     | 0        | 0        | 0        | 0        | 0        | 0        | 0        | 0        | 0        | 0        | 0           | 0        | <b>0</b>  |          |
| 4. # of Graduates Passing Exam:                    | 0        | 0        | 0        | 0        | 0        | 0        | 0        | 0        | 0        | 0        | 0           | 0        | <b>0</b>  |          |
| <b>5. Percentage of Grads Passing Exam:</b>        | <b>0</b> | <b>0</b> | <b>0</b> | <b>0</b> | <b>0</b> | <b>0</b> | <b>0</b> | <b>0</b> | <b>0</b> | <b>0</b> | <b>0</b>    | <b>0</b> | <b>0</b>  | Avg.     |
| Licensure / Certification Examination Agency Rate: | 0        | 0        | 0        | 0        | 0        | 0        | 0        | 0        | 0        | 0        | 0           | 0        | <b>0</b>  | <b>0</b> |
| <b>Cancel</b>                                      |          |          |          |          |          |          |          |          |          |          | <b>Save</b> |          |           |          |

Annual Report: **2024** School Number: **000558** School Name: **North-West College** Type: **Branch** Annual Report Status: **Submitted**  
 Address1: **221 N. Brand Blvd.** City: **Glendale** State: **CA** Zip: **91203**

### GRADUATION AND EMPLOYMENT CHART

You must **SAVE** the G&E form to calculate totals

|  |  |  |
|--|--|--|
| <b>Cancel</b>  | <input checked="" type="checkbox"/> Complete | <b>Save</b>  |
| Approved Program Title:  | Medical Insurance Biller and Coder           |  |
| Program Code:  | 130  |  |
| Credential:  | Diploma                                      |  |
| Report Date:   | 7/2024                                       | Program Length in Months: <input type="text" value="9"/> |
| Beginning Date:  | 3/2022                                       | End Date: 2/2023   |
| Is this chart for a satellite location? <input type="radio"/> Yes <input checked="" type="radio"/> No <a href="#">?</a>                          |  |  |
| Is this chart for a program offered 100% via Distance Education? <input type="radio"/> Yes <input checked="" type="radio"/> No <a href="#">?</a> |  |  |

### REPORTING PERIOD

| Class Start Date (eg 01/21):                  | 03/22    | 04/22    | 05/22    | 06/22    | 07/22    | 08/22    | 09/22    | 10/22    | 11/22    | 12/22    | 01/23    | 02/23    | Total     | %           |
|---|----------|----------|----------|----------|----------|----------|----------|----------|----------|----------|----------|----------|-----------|-------------|
| Number Started:                               | 1        | 0        | 0        | 0        | 1        | 2        | 4        | 2        | 0        | 0        | 1        | 1        | 12        |             |
| Transfers to Another Program/Cohort:          | 0        | 0        | 0        | 0        | 0        | 0        | 0        | 0        | 0        | 0        | 0        | 0        | 0         | 0%          |
| Transfers from Another Program/Cohort:        | 0        | 0        | 0        | 0        | 0        | 0        | 0        | 0        | 0        | 0        | 0        | 0        | 0         | 0%          |
| <b>Total Starts (+/- Transfers):</b>          | <b>1</b> | <b>0</b> | <b>0</b> | <b>0</b> | <b>1</b> | <b>2</b> | <b>4</b> | <b>2</b> | <b>0</b> | <b>0</b> | <b>1</b> | <b>1</b> | <b>12</b> |             |
| Unavailable for Graduation: <a href="#">?</a> | 0        | 0        | 0        | 0        | 0        | 0        | 0        | 0        | 0        | 0        | 0        | 0        | 0         | 0%          |
| <b>Students Available For Graduation:</b>     | <b>1</b> | <b>0</b> | <b>0</b> | <b>0</b> | <b>1</b> | <b>2</b> | <b>4</b> | <b>2</b> | <b>0</b> | <b>0</b> | <b>1</b> | <b>1</b> | <b>12</b> | <b>100%</b> |
| Withdrawn/Terminated Students:                | 0        | 0        | 0        | 0        | 0        | 1        | 3        | 0        | 0        | 0        | 1        | 1        | 6         | 50%         |
| <b>Graduates within 150% Program Length:</b>  | <b>1</b> | <b>0</b> | <b>0</b> | <b>0</b> | <b>1</b> | <b>1</b> | <b>1</b> | <b>2</b> | <b>0</b> | <b>0</b> | <b>0</b> | <b>0</b> | <b>6</b>  | <b>50%</b>  |





**LICENSURE / CERTIFICATION EXAMINATION PASS RATES CHART**

|  |          |          |          |          |          |          |          |          |          |          |          |          |          |      |
|--|----------|----------|----------|----------|----------|----------|----------|----------|----------|----------|----------|----------|----------|------|
| Licensure / Certification Name:  |          |          |          |          |          |          |          |          |          |          |          |          |          |      |
| 1. Class Start Date:   | 03/22    | 04/22    | 05/22    | 06/22    | 07/22    | 08/22    | 09/22    | 10/22    | 11/22    | 12/22    | 01/23    | 02/23    |          |      |
| 2. Number of Graduates:  | 1        | 0        | 0        | 0        | 1        | 1        | 1        | 2        | 0        | 0        | 0        | 0        | 6        |      |
| 3. # of Graduates Taking Exam:   | 0        | 0        | 0        | 0        | 0        | 0        | 0        | 0        | 0        | 0        | 0        | 0        | 0        |      |
| 4. # of Graduates Passing Exam:  | 0        | 0        | 0        | 0        | 0        | 0        | 0        | 0        | 0        | 0        | 0        | 0        | 0        |      |
| <b>5. Percentage of Grads Passing Exam:</b>  | <b>0</b> | <b>0</b> | <b>0</b> | <b>0</b> | <b>0</b> | <b>0</b> | <b>0</b> | <b>0</b> | <b>0</b> | <b>0</b> | <b>0</b> | <b>0</b> | <b>0</b> | Avg. |
| Licensure / Certification Examination Agency Rate:   | 0        | 0        | 0        | 0        | 0        | 0        | 0        | 0        | 0        | 0        | 0        | 0        | 0        | 0    |
| <div style="display: flex; justify-content: space-between; align-items: center;"> <span style="background-color: yellow; border: 1px solid black; padding: 2px 10px;">Cancel</span> <span style="background-color: orange; border: 1px solid black; padding: 2px 10px;">Save</span> </div> |          |          |          |          |          |          |          |          |          |          |          |          |          |      |

Annual Report: **2024** School Number: **000558** School Name: **North-West College** Type: **Branch** Annual Report Status: **Submitted**

Address1: **221 N. Brand Blvd.** City: **Glendale** State: **CA** Zip: **91203**



### GRADUATION AND EMPLOYMENT CHART

You must SAVE the G&E form to calculate totals

|  |  |   |                                |
|--|--|---|--------------------------------|
| <b>Cancel</b>  | <input checked="" type="checkbox"/> Complete |   | <b>Save</b>                    |
| Approved Program Title:  | Pharmacy Technician                          |   |                                |
| Program Code:  | 146  |   |                                |
| Credential:  | Diploma                                      |   |                                |
| Report Date:   | 7/2024                                       | Program Length in Months: <a href="#">?</a> | <input type="text" value="9"/> |
| Beginning Date:  | 3/2022                                       | End Date:                                   | 2/2023                         |
| Is this chart for a satellite location? <input type="radio"/> Yes <input checked="" type="radio"/> No <a href="#">?</a>                          |  |   |                                |
| Is this chart for a program offered 100% via Distance Education? <input type="radio"/> Yes <input checked="" type="radio"/> No <a href="#">?</a> |  |   |                                |

### REPORTING PERIOD

| Class Start Date (eg 01/21):                  | 03/22    | 04/22    | 05/22    | 06/22    | 07/22    | 08/22    | 09/22    | 10/22    | 11/22    | 12/22    | 01/23    | 02/23    | Total     | %           |
|---|----------|----------|----------|----------|----------|----------|----------|----------|----------|----------|----------|----------|-----------|-------------|
| Number Started:                               | 1        | 4        | 4        | 0        | 1        | 5        | 6        | 1        | 2        | 1        | 1        | 0        | 26        |             |
| Transfers to Another Program/Cohort:          | 0        | 0        | 0        | 0        | 0        | 0        | 0        | 0        | 0        | 0        | 0        | 0        | 0         | 0%          |
| Transfers from Another Program/Cohort:        | 0        | 0        | 0        | 0        | 0        | 0        | 0        | 0        | 0        | 0        | 0        | 0        | 0         | 0%          |
| <b>Total Starts (+/- Transfers):</b>          | <b>1</b> | <b>4</b> | <b>4</b> | <b>0</b> | <b>1</b> | <b>5</b> | <b>6</b> | <b>1</b> | <b>2</b> | <b>1</b> | <b>1</b> | <b>0</b> | <b>26</b> |             |
| Unavailable for Graduation: <a href="#">?</a> | 0        | 0        | 0        | 0        | 0        | 0        | 0        | 0        | 0        | 0        | 0        | 0        | 0         | 0%          |
| <b>Students Available For Graduation:</b>     | <b>1</b> | <b>4</b> | <b>4</b> | <b>0</b> | <b>1</b> | <b>5</b> | <b>6</b> | <b>1</b> | <b>2</b> | <b>1</b> | <b>1</b> | <b>0</b> | <b>26</b> | <b>100%</b> |
| Withdrawn/Terminated Students:                | 0        | 2        | 1        | 0        | 0        | 1        | 2        | 1        | 0        | 1        | 1        | 0        | 9         | 35%         |
| <b>Graduates within 150% Program Length:</b>  | <b>1</b> | <b>2</b> | <b>3</b> | <b>0</b> | <b>1</b> | <b>4</b> | <b>4</b> | <b>0</b> | <b>2</b> | <b>0</b> | <b>0</b> | <b>0</b> | <b>17</b> | <b>65%</b>  |

| <b>GRADUATION RATE</b>  | <b>100%</b> | <b>50%</b> | <b>75%</b> | <b>0%</b> | <b>100%</b> | <b>80%</b>  | <b>67%</b>  | <b>0%</b> | <b>100%</b> | <b>0%</b> | <b>0%</b> | <b>0%</b> |    | <b>65%</b> |
|---|-------------|------------|------------|-----------|-------------|-------------|-------------|-----------|-------------|-----------|-----------|-----------|----|------------|
| Graduates - Further Education:           | 0           | 1          | 0          | 0         | 0           | 1           | 0           | 0         | 0           | 0         | 0         | 0         | 2  | 12%        |
| Graduates - Unavailable for Employment:  | 0           | 0          | 0          | 0         | 0           | 0           | 0           | 0         | 0           | 0         | 0         | 0         | 0  | 0%         |
| Graduates - Available for Employment:   | 1           | 1          | 3          | 0         | 1           | 3           | 4           | 0         | 2           | 0         | 0         | 0         | 15 | 88%        |
| Graduates - Employed in Field:  | 0           | 0          | 2          | 0         | 1           | 3           | 4           | 0         | 1           | 0         | 0         | 0         | 11 | 73%        |
| <b>EMPLOYMENT RATE</b>  | <b>0%</b>   | <b>0%</b>  | <b>67%</b> | <b>0%</b> | <b>100%</b> | <b>100%</b> | <b>100%</b> | <b>0%</b> | <b>50%</b>  | <b>0%</b> | <b>0%</b> | <b>0%</b> |    | <b>73%</b> |
| Graduates - Unrelated Occupation:   | 0           | 0          | 0          | 0         | 0           | 0           | 0           | 0         | 0           | 0         | 0         | 0         | 0  | 0%         |
| Graduates - Unemployed:   | 1           | 1          | 1          | 0         | 0           | 0           | 0           | 0         | 1           | 0         | 0         | 0         | 4  | 27%        |
| Graduates - Unknown:  | 0           | 0          | 0          | 0         | 0           | 0           | 0           | 0         | 0           | 0         | 0         | 0         | 0  | 0%         |
| <b>Non-Graduated Students Who Obtained Training Related Employment</b>  | 0           | 0          | 0          | 0         | 0           | 0           | 0           | 0         | 0           | 0         | 0         | 0         | 0  | 0%         |
| <b>Employment Rate with Non-Graduated Employed Students</b>   | <b>0%</b>   | <b>0%</b>  | <b>67%</b> | <b>0%</b> | <b>100%</b> | <b>100%</b> | <b>100%</b> | <b>0%</b> | <b>50%</b>  | <b>0%</b> | <b>0%</b> | <b>0%</b> |    | <b>73%</b> |

**LICENSURE / CERTIFICATION EXAMINATION PASS RATES CHART**

|  |          |          |          |          |          |          |          |          |          |          |          |          |           |          |
|--|----------|----------|----------|----------|----------|----------|----------|----------|----------|----------|----------|----------|-----------|----------|
| Licensure / Certification Name:  |          |          |          |          |          |          |          |          |          |          |          |          |           |          |
| 1. Class Start Date:   | 03/22    | 04/22    | 05/22    | 06/22    | 07/22    | 08/22    | 09/22    | 10/22    | 11/22    | 12/22    | 01/23    | 02/23    |           |          |
| 2. Number of Graduates:  | 1        | 2        | 3        | 0        | 1        | 4        | 4        | 0        | 2        | 0        | 0        | 0        | <b>17</b> |          |
| 3. # of Graduates Taking Exam:   | 0        | 0        | 0        | 0        | 0        | 0        | 0        | 0        | 0        | 0        | 0        | 0        | <b>0</b>  |          |
| 4. # of Graduates Passing Exam:  | 0        | 0        | 0        | 0        | 0        | 0        | 0        | 0        | 0        | 0        | 0        | 0        | <b>0</b>  |          |
| <b>5. Percentage of Grads Passing Exam:</b>  | <b>0</b> | <b>0</b> | <b>0</b> | <b>0</b> | <b>0</b> | <b>0</b> | <b>0</b> | <b>0</b> | <b>0</b> | <b>0</b> | <b>0</b> | <b>0</b> | <b>0</b>  | Avg.     |
| Licensure / Certification Examination Agency Rate:   | 0        | 0        | 0        | 0        | 0        | 0        | 0        | 0        | 0        | 0        | 0        | 0        | <b>0</b>  | <b>0</b> |
| <div style="display: flex; justify-content: space-between; align-items: center;"> <span style="background-color: yellow; border: 1px solid black; padding: 2px 10px;">Cancel</span> <span style="background-color: orange; border: 1px solid black; padding: 2px 10px;">Save</span> </div> |          |          |          |          |          |          |          |          |          |          |          |          |           |          |