

Annual Report: **2024** School Number: **072472** School Name: **North-West College** Type: **Branch** Annual Report Status: **Submitted**
 Address1: **3799 E. Burnett St.** City: **Long Beach** State: **CA** Zip: **90815**



GRADUATION AND EMPLOYMENT CHART

You must SAVE the G&E form to calculate totals

Cancel	<input checked="" type="checkbox"/> Complete	Save
Approved Program Title:	Diagnostic Medical Sonographer	
Program Code:	164	
Credential:	Diploma	
Report Date:	7/2024	Program Length in Months: <input type="text" value="19"/>
Beginning Date:	12/2020	End Date: 11/2021
Is this chart for a satellite location? <input type="radio"/> Yes <input checked="" type="radio"/> No ?		
Is this chart for a program offered 100% via Distance Education? <input type="radio"/> Yes <input checked="" type="radio"/> No ?		

REPORTING PERIOD

Class Start Date (eg 01/21):	12/20	01/21	02/21	03/21	04/21	05/21	06/21	07/21	08/21	09/21	10/21	11/21	Total	%
Number Started:	9	0	0	10	0	0	6	0	8	0	0	10	43	
Transfers to Another Program/Cohort:	0	0	0	0	0	0	0	0	0	0	0	0	0	0%
Transfers from Another Program/Cohort:	0	0	0	0	0	0	0	0	0	0	0	0	0	0%
Total Starts (+/- Transfers):	9	0	0	10	0	0	6	0	8	0	0	10	43	
Unavailable for Graduation: ?	0	0	0	0	0	0	0	0	0	0	0	0	0	0%
Students Available For Graduation:	9	0	0	10	0	0	6	0	8	0	0	10	43	100%
Withdrawn/Terminated Students:	4	0	0	2	0	0	1	0	2	0	0	2	11	26%
Graduates within 150% Program Length:	5	0	0	8	0	0	5	0	6	0	0	8	32	74%

GRADUATION RATE	56%	0%	0%	80%	0%	0%	83%	0%	75%	0%	0%	80%		74%
Graduates - Further Education: 	0	0	0	0	0	0	0	0	0	0	0	0	0	0
Graduates - Unavailable for Employment: 	0	0	0	0	0	0	0	0	0	0	0	0	0	0
Graduates - Available for Employment:	5	0	0	8	0	0	5	0	6	0	0	8	32	100%
Graduates - Employed in Field:	2	0	0	6	0	0	3	0	5	0	0	7	23	72%
EMPLOYMENT RATE	40%	0%	0%	75%	0%	0%	60%	0%	83%	0%	0%	88%		72%
Graduates - Unrelated Occupation:	0	0	0	0	0	0	0	0	0	0	0	0	0	0%
Graduates - Unemployed:	3	0	0	2	0	0	2	0	1	0	0	1	9	28%
Graduates - Unknown:	0	0	0	0	0	0	0	0	0	0	0	0	0	0%
Non-Graduated Students Who Obtained Training Related Employment	0	0	0	0	0	0	0	0	0	0	0	0	0	0%
Employment Rate with Non-Graduated Employed Students	40%	0%	0%	75%	0%	0%	60%	0%	83%	0%	0%	88%		72%

LICENSURE / CERTIFICATION EXAMINATION PASS RATES CHART

Licensure / Certification Name:														
1. Class Start Date:	12/20	01/21	02/21	03/21	04/21	05/21	06/21	07/21	08/21	09/21	10/21	11/21		
2. Number of Graduates:	5	0	0	8	0	0	5	0	6	0	0	8	32	
3. # of Graduates Taking Exam:	0	0	0	0	0	0	0	0	0	0	0	0	0	
4. # of Graduates Passing Exam:	0	0	0	0	0	0	0	0	0	0	0	0	0	
5. Percentage of Grads Passing Exam:	0	0	0	0	0	0	0	0	0	0	0	0	0	Avg.
Licensure / Certification Examination Agency Rate:	0	0	0	0	0	0	0	0	0	0	0	0	0	0
<div style="display: flex; justify-content: space-between; align-items: center;"> Cancel Save </div>														

Annual Report: **2024** School Number: **072472** School Name: **North-West College** Type: **Branch** Annual Report Status: **Submitted**
 Address1: **3799 E. Burnett St.** City: **Long Beach** State: **CA** Zip: **90815**

GRADUATION AND EMPLOYMENT CHART

You must SAVE the G&E form to calculate totals



Cancel	<input checked="" type="checkbox"/> Complete	Save
Approved Program Title:	Medical Assistant	
Program Code:	124	
Credential:	Diploma	
Report Date:	7/2024	Program Length in Months: <input type="text" value="9"/>
Beginning Date:	3/2022	End Date: 2/2023

Is this chart for a satellite location? Yes No [?](#)

Is this chart for a program offered 100% via Distance Education? Yes No [?](#)

REPORTING PERIOD

Class Start Date (eg 01/21):	03/22	04/22	05/22	06/22	07/22	08/22	09/22	10/22	11/22	12/22	01/23	02/23	Total	%
Number Started:	17	6	8	7	11	15	10	7	8	2	10	10	111	
Transfers to Another Program/Cohort:	1	0	0	0	0	0	0	1	0	0	0	1	3	3%
Transfers from Another Program/Cohort:	0	0	0	0	0	0	0	0	0	0	0	0	0	0%
Total Starts (+/- Transfers):	16	6	8	7	11	15	10	6	8	2	10	9	108	
Unavailable for Graduation: ?	0	0	0	0	0	0	0	0	0	0	0	0	0	0%
Students Available For Graduation:	16	6	8	7	11	15	10	6	8	2	10	9	108	100%
Withdrawn/Terminated Students:	3	2	5	3	4	6	5	2	3	0	4	6	43	40%
Graduates within 150% Program Length:	13	4	3	4	7	9	5	4	5	2	6	3	65	60%

GRADUATION RATE	81%	67%	38%	57%	64%	60%	50%	67%	63%	100%	60%	33%		60%
Graduates - Further Education: 	0	0	0	0	0	0	0	1	0	0	0	0	1	2%
Graduates - Unavailable for Employment: 	0	0	0	0	0	0	0	0	0	0	0	0	0	0%
Graduates - Available for Employment:	13	4	3	4	7	9	5	3	5	2	6	3	64	98%
Graduates - Employed in Field:	8	3	2	2	4	5	3	1	3	2	5	1	39	61%
EMPLOYMENT RATE	62%	75%	67%	50%	57%	56%	60%	33%	60%	100%	83%	33%		61%
Graduates - Unrelated Occupation:	0	0	0	0	0	0	0	0	0	0	0	0	0	0%
Graduates - Unemployed:	5	1	1	2	3	4	2	2	2	0	1	2	25	39%
Graduates - Unknown:	0	0	0	0	0	0	0	0	0	0	0	0	0	0%
Non-Graduated Students Who Obtained Training Related Employment	0	0	0	0	0	0	0	0	0	0	0	0	0	0%
Employment Rate with Non-Graduated Employed Students	62%	75%	67%	50%	57%	56%	60%	33%	60%	100%	83%	33%		61%

LICENSURE / CERTIFICATION EXAMINATION PASS RATES CHART

Licensure / Certification Name:														
1. Class Start Date:	03/22	04/22	05/22	06/22	07/22	08/22	09/22	10/22	11/22	12/22	01/23	02/23		
2. Number of Graduates:	13	4	3	4	7	9	5	4	5	2	6	3	65	
3. # of Graduates Taking Exam:	0	0	0	0	0	0	0	0	0	0	0	0	0	
4. # of Graduates Passing Exam:	0	0	0	0	0	0	0	0	0	0	0	0	0	
5. Percentage of Grads Passing Exam:	0	0	0	0	0	0	0	0	0	0	0	0	0	Avg.
Licensure / Certification Examination Agency Rate:	0	0	0	0	0	0	0	0	0	0	0	0	0	0
<div style="display: flex; justify-content: space-between; align-items: center;"> Cancel Save </div>														

Annual Report: **2024** School Number: **072472** School Name: **North-West College** Type: **Branch** Annual Report Status: **Submitted**
 Address1: **3799 E. Burnett St.** City: **Long Beach** State: **CA** Zip: **90815**

GRADUATION AND EMPLOYMENT CHART



You must SAVE the G&E form to calculate totals

Cancel	<input checked="" type="checkbox"/> Complete	Save
Approved Program Title:	Medical Insurance Biller and Coder	
Program Code:	128	
Credential:	Diploma	
Report Date:	7/2024	Program Length in Months: <input type="text" value="9"/>
Beginning Date:	3/2022	End Date: 2/2023

Is this chart for a satellite location? Yes No [?](#)
 Is this chart for a program offered 100% via Distance Education? Yes No [?](#)

REPORTING PERIOD

Class Start Date (eg 01/21):	03/22	04/22	05/22	06/22	07/22	08/22	09/22	10/22	11/22	12/22	01/23	02/23	Total	%
Number Started:	4	3	2	3	4	2	5	3	1	1	5	9	42	
Transfers to Another Program/Cohort:	0	0	0	0	0	0	0	0	0	0	0	0	0	0%
Transfers from Another Program/Cohort:	0	0	0	0	0	0	0	0	0	0	0	0	0	0%
Total Starts (+/- Transfers):	4	3	2	3	4	2	5	3	1	1	5	9	42	
Unavailable for Graduation: ?	0	0	0	0	0	0	0	0	0	0	0	0	0	0%
Students Available For Graduation:	4	3	2	3	4	2	5	3	1	1	5	9	42	100%
Withdrawn/Terminated Students:	1	0	0	3	2	1	1	1	0	0	4	4	17	40%
Graduates within 150% Program Length:	3	3	2	0	2	1	4	2	1	1	1	5	25	60%

GRADUATION RATE	75%	100%	100%	0%	50%	50%	80%	67%	100%	100%	20%	56%		60%
Graduates - Further Education: 	0	0	0	0	0	0	0	1	1	0	0	0	2	8%
Graduates - Unavailable for Employment: 	0	0	0	0	0	0	0	0	0	0	0	0	0	0%
Graduates - Available for Employment:	3	3	2	0	2	1	4	1	0	1	1	5	23	92%
Graduates - Employed in Field:	2	0	1	0	1	1	1	0	0	0	1	3	10	43%
EMPLOYMENT RATE	67%	0%	50%	0%	50%	100%	25%	0%	0%	0%	100%	60%		43%
Graduates - Unrelated Occupation:	0	0	0	0	0	0	0	0	0	0	0	0	0	0%
Graduates - Unemployed:	1	3	1	0	1	0	3	1	0	1	0	2	13	57%
Graduates - Unknown:	0	0	0	0	0	0	0	0	0	0	0	0	0	0%
Non-Graduated Students Who Obtained Training Related Employment	0	0	0	0	0	0	0	0	0	0	0	0	0	0%
Employment Rate with Non-Graduated Employed Students	67%	0%	50%	0%	50%	100%	25%	0%	0%	0%	100%	60%		43%

LICENSURE / CERTIFICATION EXAMINATION PASS RATES CHART

Licensure / Certification Name:														
1. Class Start Date:	03/22	04/22	05/22	06/22	07/22	08/22	09/22	10/22	11/22	12/22	01/23	02/23		
2. Number of Graduates:	3	3	2	0	2	1	4	2	1	1	1	5	25	
3. # of Graduates Taking Exam:	0	0	0	0	0	0	0	0	0	0	0	0	0	
4. # of Graduates Passing Exam:	0	0	0	0	0	0	0	0	0	0	0	0	0	
5. Percentage of Grads Passing Exam:	0	0	0	0	0	0	0	0	0	0	0	0	0	Avg.
Licensure / Certification Examination Agency Rate:	0	0	0	0	0	0	0	0	0	0	0	0	0	0
<div style="display: flex; justify-content: space-between; align-items: center;"> Cancel Save </div>														

Annual Report: **2024** School Number: **072472** School Name: **North-West College** Type: **Branch** Annual Report Status: **Submitted**
 Address1: **3799 E. Burnett St.** City: **Long Beach** State: **CA** Zip: **90815**



GRADUATION AND EMPLOYMENT CHART

You must SAVE the G&E form to calculate totals

Cancel	<input checked="" type="checkbox"/> Complete	Save
Approved Program Title:	Pharmacy Technician	
Program Code:	146	
Credential:	Diploma	
Report Date:	7/2024	Program Length in Months: <input type="text" value="9"/>
Beginning Date:	3/2022	End Date: 2/2023
Is this chart for a satellite location? <input type="radio"/> Yes <input checked="" type="radio"/> No ?		
Is this chart for a program offered 100% via Distance Education? <input type="radio"/> Yes <input checked="" type="radio"/> No ?		

REPORTING PERIOD

Class Start Date (eg 01/21):	03/22	04/22	05/22	06/22	07/22	08/22	09/22	10/22	11/22	12/22	01/23	02/23	Total	%
Number Started:	11	5	7	9	3	9	4	4	2	2	2	5	63	
Transfers to Another Program/Cohort:	1	0	0	0	0	1	0	0	0	0	0	1	3	5%
Transfers from Another Program/Cohort:	0	0	0	0	0	0	0	0	0	0	0	0	0	0%
Total Starts (+/- Transfers):	10	5	7	9	3	8	4	4	2	2	2	4	60	
Unavailable for Graduation: ?	0	0	0	0	0	0	0	0	0	0	0	0	0	0%
Students Available For Graduation:	10	5	7	9	3	8	4	4	2	2	2	4	60	100%
Withdrawn/Terminated Students:	5	1	5	1	2	4	2	3	2	2	1	4	32	53%
Graduates within 150% Program Length:	5	4	2	8	1	4	2	1	0	0	1	0	28	47%

GRADUATION RATE	50%	80%	29%	89%	33%	50%	50%	25%	0%	0%	50%	0%		47%	
Graduates - Further Education: 	0	0	0	0	0	0	0	0	0	0	0	0	0	0	0%
Graduates - Unavailable for Employment: 	0	0	0	0	0	0	0	0	0	0	0	0	0	0	0%
Graduates - Available for Employment:	5	4	2	8	1	4	2	1	0	0	1	0	28	100%	
Graduates - Employed in Field:	2	4	1	4	1	3	1	1	0	0	1	0	18	64%	
EMPLOYMENT RATE	40%	100%	50%	50%	100%	75%	50%	100%	0%	0%	100%	0%		64%	
Graduates - Unrelated Occupation:	0	0	0	0	0	0	0	0	0	0	0	0	0	0	0%
Graduates - Unemployed:	3	0	1	4	0	1	1	0	0	0	0	0	10	36%	
Graduates - Unknown:	0	0	0	0	0	0	0	0	0	0	0	0	0	0	0%
Non-Graduated Students Who Obtained Training Related Employment	0	0	0	0	0	0	0	0	0	0	0	0	0	0	0%
Employment Rate with Non-Graduated Employed Students	40%	100%	50%	50%	100%	75%	50%	100%	0%	0%	100%	0%		64%	

LICENSURE / CERTIFICATION EXAMINATION PASS RATES CHART

Licensure / Certification Name:														
1. Class Start Date:	03/22	04/22	05/22	06/22	07/22	08/22	09/22	10/22	11/22	12/22	01/23	02/23		
2. Number of Graduates:	5	4	2	8	1	4	2	1	0	0	1	0	28	
3. # of Graduates Taking Exam:	0	0	0	0	0	0	0	0	0	0	0	0	0	
4. # of Graduates Passing Exam:	0	0	0	0	0	0	0	0	0	0	0	0	0	
5. Percentage of Grads Passing Exam:	0	0	0	0	0	0	0	0	0	0	0	0	0	Avg.
Licensure / Certification Examination Agency Rate:	0	0	0	0	0	0	0	0	0	0	0	0	0	0
Cancel											Save			

Annual Report: **2024** School Number: **072472** School Name: **North-West College** Type: **Branch** Annual Report Status: **Submitted**
 Address1: **3799 E. Burnett St.** City: **Long Beach** State: **CA** Zip: **90815**

GRADUATION AND EMPLOYMENT CHART

You must SAVE the G&E form to calculate totals

Cancel	<input checked="" type="checkbox"/> Complete	Save
Approved Program Title:	Surgical Technology	
Program Code:	166	
Credential:	AOS	
Report Date:	7/2024	Program Length in Months: <input type="text" value="19"/>
Beginning Date:	12/2020	End Date: 11/2021
Is this chart for a satellite location? <input type="radio"/> Yes <input checked="" type="radio"/> No ?		
Is this chart for a program offered 100% via Distance Education? <input type="radio"/> Yes <input checked="" type="radio"/> No ?		

REPORTING PERIOD

Class Start Date (eg 01/21):	12/20	01/21	02/21	03/21	04/21	05/21	06/21	07/21	08/21	09/21	10/21	11/21	Total	%
Number Started:	0	0	0	0	0	0	0	0	0	0	0	0	0	
Transfers to Another Program/Cohort:	0	0	0	0	0	0	0	0	0	0	0	0	0	0%
Transfers from Another Program/Cohort:	0	0	0	0	0	0	0	0	0	0	0	0	0	0%
Total Starts (+/- Transfers):	0	0	0	0	0	0	0	0	0	0	0	0	0	
Unavailable for Graduation: ?	0	0	0	0	0	0	0	0	0	0	0	0	0	0%
Students Available For Graduation:	0	0	0	0	0	0	0	0	0	0	0	0	0	0%
Withdrawn/Terminated Students:	0	0	0	0	0	0	0	0	0	0	0	0	0	0%
Graduates within 150% Program Length:	0	0	0	0	0	0	0	0	0	0	0	0	0	0%

LICENSURE / CERTIFICATION EXAMINATION PASS RATES CHART

Licensure / Certification Name:														
1. Class Start Date:	12/20	01/21	02/21	03/21	04/21	05/21	06/21	07/21	08/21	09/21	10/21	11/21		
2. Number of Graduates:	0	0	0	0	0	0	0	0	0	0	0	0	0	
3. # of Graduates Taking Exam:	0	0	0	0	0	0	0	0	0	0	0	0	0	
4. # of Graduates Passing Exam:	0	0	0	0	0	0	0	0	0	0	0	0	0	
5. Percentage of Grads Passing Exam:	0	0	0	0	0	0	0	0	0	0	0	0	0	Avg.
Licensure / Certification Examination Agency Rate:	0	0	0	0	0	0	0	0	0	0	0	0	0	0
<div style="display: flex; justify-content: space-between; align-items: center;"> Cancel Save </div>														

Annual Report: **2024** School Number: **072472** School Name: **North-West College** Type: **Branch** Annual Report Status: **Submitted**
 Address1: **3799 E. Burnett St.** City: **Long Beach** State: **CA** Zip: **90815**

GRADUATION AND EMPLOYMENT CHART

You must SAVE the G&E form to calculate totals

Cancel	<input checked="" type="checkbox"/> Complete	Save
Approved Program Title:	Surgical Technology	
Program Code:	166	
Credential:	Diploma	
Report Date:	7/2024	Program Length in Months: <input type="text" value="15"/>
Beginning Date:	6/2021	End Date: 5/2022
Is this chart for a satellite location? <input type="radio"/> Yes <input checked="" type="radio"/> No ?		
Is this chart for a program offered 100% via Distance Education? <input type="radio"/> Yes <input checked="" type="radio"/> No ?		

REPORTING PERIOD

Class Start Date (eg 01/21):	06/21	07/21	08/21	09/21	10/21	11/21	12/21	01/22c	02/22	03/22	04/22	05/22	Total	%
Number Started:	0	0	16	0	0	0	0	0	0	0	0	0	16	
Transfers to Another Program/Cohort:	0	0	0	0	0	0	0	0	0	0	0	0	0	0%
Transfers from Another Program/Cohort:	0	0	0	0	0	0	0	0	0	0	0	0	0	0%
Total Starts (+/- Transfers):	0	0	16	0	0	0	0	0	0	0	0	0	16	
Unavailable for Graduation: ?	0	0	0	0	0	0	0	0	0	0	0	0	0	0%
Students Available For Graduation:	0	0	16	0	0	0	0	0	0	0	0	0	16	100%
Withdrawn/Terminated Students:	0	0	6	0	0	0	0	0	0	0	0	0	6	38%
Graduates within 150% Program Length:	0	0	10	0	0	0	0	0	0	0	0	0	10	63%

LICENSURE / CERTIFICATION EXAMINATION PASS RATES CHART

Licensure / Certification Name:														
1. Class Start Date:	06/21	07/21	08/21	09/21	10/21	11/21	12/21	01/22	02/22	03/22	04/22	05/22		
2. Number of Graduates:	0	0	10	0	0	0	0	0	0	0	0	0	10	
3. # of Graduates Taking Exam:	0	0	0	0	0	0	0	0	0	0	0	0	0	
4. # of Graduates Passing Exam:	0	0	0	0	0	0	0	0	0	0	0	0	0	
5. Percentage of Grads Passing Exam:	0	0	0	0	0	0	0	0	0	0	0	0	0	Avg.
Licensure / Certification Examination Agency Rate:	0	0	0	0	0	0	0	0	0	0	0	0	0	0
<div style="display: flex; justify-content: space-between; align-items: center;"> Cancel Save </div>														

Annual Report: **2024** School Number: **072472** School Name: **North-West College** Type: **Branch** Annual Report Status: **Submitted**
 Address1: **3799 E. Burnett St.** City: **Long Beach** State: **CA** Zip: **90815**

GRADUATION AND EMPLOYMENT CHART

You must SAVE the G&E form to calculate totals



Cancel	<input checked="" type="checkbox"/> Complete		Save
Approved Program Title:	Vocational Nurse		
Program Code:	1715		
Credential:	Diploma		
Report Date:	7/2024	Program Length in Months: ?	<input type="text" value="15"/>
Beginning Date:	6/2021	End Date:	5/2022

Is this chart for a satellite location? Yes No [?](#)

Is this chart for a program offered 100% via Distance Education? Yes No [?](#)

REPORTING PERIOD

Class Start Date (eg 01/21):	06/21	07/21	08/21	09/21	10/21	11/21	12/21	01/22	02/22	03/22	04/22	05/22	Total	%
Number Started:	0	34	0	0	21	2	0	1	23	0	1	0	82	
Transfers to Another Program/Cohort:	0	1	0	0	2	0	0	0	0	0	0	0	3	4%
Transfers from Another Program/Cohort:	0	0	0	0	0	0	0	0	0	0	0	0	0	0%
Total Starts (+/- Transfers):	0	33	0	0	19	2	0	1	23	0	1	0	79	
Unavailable for Graduation: ?	0	0	0	0	0	0	0	0	0	0	0	0	0	0%
Students Available For Graduation:	0	33	0	0	19	2	0	1	23	0	1	0	79	100%
Withdrawn/Terminated Students:	0	20	0	0	12	1	0	0	12	0	1	0	46	58%
Graduates within 150% Program Length:	0	13	0	0	7	1	0	1	11	0	0	0	33	42%

GRADUATION RATE	0%	39%	0%	0%	37%	50%	0%	100%	48%	0%	0%	0%		42%
Graduates - Further Education: 	0	0	0	0	0	0	0	0	0	0	0	0	0	0
Graduates - Unavailable for Employment: 	0	0	0	0	0	0	0	0	0	0	0	0	0	0
Graduates - Available for Employment:	0	13	0	0	7	1	0	1	11	0	0	0	33	100%
Graduates - Employed in Field:	0	10	0	0	6	1	0	0	9	0	0	0	26	79%
EMPLOYMENT RATE	0%	77%	0%	0%	86%	100%	0%	0%	82%	0%	0%	0%		79%
Graduates - Unrelated Occupation:	0	0	0	0	0	0	0	0	0	0	0	0	0	0%
Graduates - Unemployed:	0	3	0	0	1	0	0	1	2	0	0	0	7	21%
Graduates - Unknown:	0	0	0	0	0	0	0	0	0	0	0	0	0	0%
Non-Graduated Students Who Obtained Training Related Employment	0	0	0	0	0	0	0	0	0	0	0	0	0	0%
Employment Rate with Non-Graduated Employed Students	0%	77%	0%	0%	86%	100%	0%	0%	82%	0%	0%	0%		79%

LICENSURE / CERTIFICATION EXAMINATION PASS RATES CHART

Licensure / Certification Name:	BVNPT													
1. Class Start Date:	06/21	07/21	08/21	09/21	10/21	11/21	12/21	01/22	02/22	03/22	04/22	05/22		
2. Number of Graduates:	0	13	0	0	7	1	0	1	11	0	0	0	33	
3. # of Graduates Taking Exam:	0	12	0	0	7	1	0	0	11	0	0	0	31	
4. # of Graduates Passing Exam:	0	12	0	0	7	1	0	0	11	0	0	0	31	
5. Percentage of Grads Passing Exam:	0	100	0	0	100	100	0	0	100	0	0	0	100	Avg.
Licensure / Certification Examination Agency Rate:	0	0	0	0	0	0	0	0	0	0	0	0	0	0
Cancel											Save			