



Log Off

Timeout:
44.9 minutes

- Annual Report
- Programs
- School Info
- DMS
- HELP ?

Annual Report: **2024** School Number: **000719** School Name: **North-West College** Type: **Main** Annual Report Status: **Submitted**

Address1: **134 W. Holt Ave.** City: **Pomona** State: **CA** Zip: **91768**

GRADUATION AND EMPLOYMENT CHART

You must SAVE the G&E form to calculate totals



Cancel		<input checked="" type="checkbox"/> Complete	Save
Approved Program Title:	Dental Assistant		
Program Code:	106		
Credential:	Diploma		
Report Date:	7/2024	Program Length in Months: ?	9
Beginning Date:	3/2022	End Date:	2/2023

Is this chart for a satellite location? Yes No [?](#)

Is this chart for a program offered 100% via Distance Education? Yes No [?](#)

REPORTING PERIOD

Class Start Date (eg 01/21):	03/22	04/22	05/22	06/22	07/22	08/22	09/22	10/22	11/22	12/22	01/23	02/23	Total	%
Number Started:	3	0	0	4	1	2	4	4	0	1	2	0	21	
Transfers to Another Program/Cohort:	0	0	0	0	0	0	0	0	0	0	0	0	0	0%
Transfers from Another Program/Cohort:	0	0	0	0	0	0	0	0	0	0	0	0	0	0%
Total Starts (+/- Transfers):	3	0	0	4	1	2	4	4	0	1	2	0	21	
Unavailable for Graduation: ?	0	0	0	0	0	0	0	0	0	0	0	0	0	0%
Students Available For Graduation:	3	0	0	4	1	2	4	4	0	1	2	0	21	100%
Withdrawn/Terminated Students:	1	0	0	2	1	1	1	2	0	0	2	0	10	48%
Graduates within 150% Program Length:	2	0	0	2	0	1	3	2	0	1	0	0	11	52%

GRADUATION RATE	67%	0%	0%	50%	0%	50%	75%	50%	0%	100%	0%	0%		52%
Graduates - Further Education: 	0	0	0	0	0	0	0	0	0	0	0	0	0	0
Graduates - Unavailable for Employment: 	0	0	0	0	0	0	0	0	0	0	0	0	0	0
Graduates - Available for Employment:	2	0	0	2	0	1	3	2	0	1	0	0	11	100%
Graduates - Employed in Field:	2	0	0	2	0	1	2	1	0	1	0	0	9	82%
EMPLOYMENT RATE	100%	0%	0%	100%	0%	100%	67%	50%	0%	100%	0%	0%		82%
Graduates - Unrelated Occupation:	0	0	0	0	0	0	0	0	0	0	0	0	0	0%
Graduates - Unemployed:	0	0	0	0	0	0	1	1	0	0	0	0	2	18%
Graduates - Unknown:	0	0	0	0	0	0	0	0	0	0	0	0	0	0%
Non-Graduated Students Who Obtained Training Related Employment	0	0	0	0	0	0	0	0	0	0	0	0	0	0%
Employment Rate with Non-Graduated Employed Students	100%	0%	0%	100%	0%	100%	67%	50%	0%	100%	0%	0%		82%

LICENSURE / CERTIFICATION EXAMINATION PASS RATES CHART

Licensure / Certification Name:														
1. Class Start Date:	03/22	04/22	05/22	06/22	07/22	08/22	09/22	10/22	11/22	12/22	01/23	02/23		
2. Number of Graduates:	2	0	0	2	0	1	3	2	0	1	0	0	11	
3. # of Graduates Taking Exam:	0	0	0	0	0	0	0	0	0	0	0	0	0	
4. # of Graduates Passing Exam:	0	0	0	0	0	0	0	0	0	0	0	0	0	
5. Percentage of Grads Passing Exam:	0	0	0	0	0	0	0	0	0	0	0	0	0	Avg.
Licensure / Certification Examination Agency Rate:	0	0	0	0	0	0	0	0	0	0	0	0	0	0
Cancel											Save			

Annual Report: **2024** School Number: **000719** School Name: **North-West College** Type: **Main** Annual Report Status: **Submitted**
 Address1: **134 W. Holt Ave.** City: **Pomona** State: **CA** Zip: **91768**

GRADUATION AND EMPLOYMENT CHART

You must SAVE the G&E form to calculate totals



Cancel	<input checked="" type="checkbox"/> Complete	Save
Approved Program Title:	Medical Assistant	
Program Code:	124	
Credential:	Diploma	
Report Date:	7/2024	Program Length in Months: <input type="text" value="9"/>
Beginning Date:	3/2022	End Date: 2/2023

Is this chart for a satellite location? Yes No [?](#)

Is this chart for a program offered 100% via Distance Education? Yes No [?](#)

REPORTING PERIOD

Class Start Date (eg 01/21):	03/22	04/22	05/22	06/22	07/22	08/22	09/22	10/22	11/22	12/22	01/23	02/23	Total	%
Number Started:	9	3	7	11	8	13	8	1	3	2	6	4	75	
Transfers to Another Program/Cohort:	0	0	0	0	1	2	0	0	0	0	0	0	3	4%
Transfers from Another Program/Cohort:	0	0	0	0	0	0	0	0	0	0	0	0	0	0%
Total Starts (+/- Transfers):	9	3	7	11	7	11	8	1	3	2	6	4	72	
Unavailable for Graduation: ?	0	0	0	0	0	0	0	0	0	0	0	0	0	0%
Students Available For Graduation:	9	3	7	11	7	11	8	1	3	2	6	4	72	100%
Withdrawn/Terminated Students:	1	1	2	2	1	2	2	1	1	2	0	2	17	24%
Graduates within 150% Program Length:	8	2	5	9	6	9	6	0	2	0	6	2	55	76%

GRADUATION RATE	89%	67%	71%	82%	86%	82%	75%	0%	67%	0%	100%	50%		76%	
Graduates - Further Education: 	0	0	0	0	0	0	0	0	0	0	0	0	0	0	0%
Graduates - Unavailable for Employment: 	0	0	0	0	0	0	0	0	0	0	0	0	0	0	0%
Graduates - Available for Employment:	8	2	5	9	6	9	6	0	2	0	6	2	55	100%	
Graduates - Employed in Field:	7	2	4	9	5	7	4	0	1	0	5	1	45	82%	
EMPLOYMENT RATE	88%	100%	80%	100%	83%	78%	67%	0%	50%	0%	83%	50%		82%	
Graduates - Unrelated Occupation:	0	0	0	0	0	0	0	0	0	0	0	0	0	0	0%
Graduates - Unemployed:	1	0	1	0	1	2	2	0	1	0	1	1	10	18%	
Graduates - Unknown:	0	0	0	0	0	0	0	0	0	0	0	0	0	0	0%
Non-Graduated Students Who Obtained Training Related Employment	0	0	0	0	0	0	0	0	0	0	0	0	0	0	0%
Employment Rate with Non-Graduated Employed Students	88%	100%	80%	100%	83%	78%	67%	0%	50%	0%	83%	50%		82%	

LICENSURE / CERTIFICATION EXAMINATION PASS RATES CHART

Licensure / Certification Name:														
1. Class Start Date:	03/22	04/22	05/22	06/22	07/22	08/22	09/22	10/22	11/22	12/22	01/23	02/23		
2. Number of Graduates:	8	2	5	9	6	9	6	0	2	0	6	2	55	
3. # of Graduates Taking Exam:	0	0	0	0	0	0	0	0	0	0	0	0	0	
4. # of Graduates Passing Exam:	0	0	0	0	0	0	0	0	0	0	0	0	0	
5. Percentage of Grads Passing Exam:	0	0	0	0	0	0	0	0	0	0	0	0	0	Avg.
Licensure / Certification Examination Agency Rate:	0	0	0	0	0	0	0	0	0	0	0	0	0	0
<div style="display: flex; justify-content: space-between; align-items: center;"> Cancel Save </div>														

Annual Report: **2024** School Number: **000558** School Name: **North-West College** Type: **Branch** Annual Report Status: **Submitted**

Address1: **221 N. Brand Blvd.** City: **Glendale** State: **CA** Zip: **91203**

GRADUATION AND EMPLOYMENT CHART

You must **SAVE** the G&E form to calculate totals

Cancel	<input checked="" type="checkbox"/> Complete		Save
Approved Program Title:	Medical Insurance Biller and Coder		
Program Code:	130		
Credential:	Diploma		
Report Date:	7/2024	Program Length in Months: ?	<input type="text" value="9"/>
Beginning Date:	3/2022	End Date:	2/2023
Is this chart for a satellite location? <input type="radio"/> Yes <input checked="" type="radio"/> No ?			
Is this chart for a program offered 100% via Distance Education? <input type="radio"/> Yes <input checked="" type="radio"/> No ?			

REPORTING PERIOD

Class Start Date (eg 01/21):	03/22	04/22	05/22	06/22	07/22	08/22	09/22	10/22	11/22	12/22	01/23	02/23	Total	%
Number Started:	1	0	0	0	1	2	4	2	0	0	1	1	12	
Transfers to Another Program/Cohort:	0	0	0	0	0	0	0	0	0	0	0	0	0	0%
Transfers from Another Program/Cohort:	0	0	0	0	0	0	0	0	0	0	0	0	0	0%
Total Starts (+/- Transfers):	1	0	0	0	1	2	4	2	0	0	1	1	12	
Unavailable for Graduation: ?	0	0	0	0	0	0	0	0	0	0	0	0	0	0%
Students Available For Graduation:	1	0	0	0	1	2	4	2	0	0	1	1	12	100%
Withdrawn/Terminated Students:	0	0	0	0	0	1	3	0	0	0	1	1	6	50%
Graduates within 150% Program Length:	1	0	0	0	1	1	1	2	0	0	0	0	6	50%

LICENSURE / CERTIFICATION EXAMINATION PASS RATES CHART

Licensure / Certification Name:														
1. Class Start Date:	03/22	04/22	05/22	06/22	07/22	08/22	09/22	10/22	11/22	12/22	01/23	02/23		
2. Number of Graduates:	1	0	0	0	1	1	1	2	0	0	0	0	6	
3. # of Graduates Taking Exam:	0	0	0	0	0	0	0	0	0	0	0	0	0	
4. # of Graduates Passing Exam:	0	0	0	0	0	0	0	0	0	0	0	0	0	
5. Percentage of Grads Passing Exam:	0	0	0	0	0	0	0	0	0	0	0	0	0	Avg.
Licensure / Certification Examination Agency Rate:	0	0	0	0	0	0	0	0	0	0	0	0	0	0
<div style="display: flex; justify-content: space-between; align-items: center;"> Cancel Save </div>														

Annual Report: **2024** School Number: **000719** School Name: **North-West College** Type: **Main** Annual Report Status: **Submitted**
 Address1: **134 W. Holt Ave.** City: **Pomona** State: **CA** Zip: **91768**

GRADUATION AND EMPLOYMENT CHART

You must SAVE the G&E form to calculate totals

Cancel	<input checked="" type="checkbox"/> Complete		Save
Approved Program Title:	Massage Therapy		
Program Code:	310		
Credential:	Diploma		
Report Date:	7/2024	Program Length in Months: ?	<input type="text" value="9"/>
Beginning Date:	3/2022	End Date:	2/2023

Is this chart for a satellite location? Yes No [?](#)

Is this chart for a program offered 100% via Distance Education? Yes No [?](#)

REPORTING PERIOD

Class Start Date (eg 01/21):	03/22	04/22	05/22	06/22	07/22	08/22	09/22	10/22	11/22	12/22	01/23	02/23	Total	%
Number Started:	1	0	1	2	2	3	3	0	0	0	0	0	12	
Transfers to Another Program/Cohort:	0	0	0	1	0	0	0	0	0	0	0	0	1	8%
Transfers from Another Program/Cohort:	0	0	0	0	0	0	0	0	0	0	0	0	0	0%
Total Starts (+/- Transfers):	1	0	1	1	2	3	3	0	0	0	0	0	11	
Unavailable for Graduation: ?	0	0	0	0	0	0	0	0	0	0	0	0	0	0%
Students Available For Graduation:	1	0	1	1	2	3	3	0	0	0	0	0	11	100%
Withdrawn/Terminated Students:	0	0	0	1	2	2	1	0	0	0	0	0	6	55%
Graduates within 150% Program Length:	1	0	1	0	0	1	2	0	0	0	0	0	5	45%

LICENSURE / CERTIFICATION EXAMINATION PASS RATES CHART

Licensure / Certification Name:														
1. Class Start Date:	03/22	04/22	05/22	06/22	07/22	08/22	09/22	10/22	11/22	12/22	01/23	02/23		
2. Number of Graduates:	1	0	1	0	0	1	2	0	0	0	0	0	5	
3. # of Graduates Taking Exam:	0	0	0	0	0	0	0	0	0	0	0	0	0	
4. # of Graduates Passing Exam:	0	0	0	0	0	0	0	0	0	0	0	0	0	
5. Percentage of Grads Passing Exam:	0	0	0	0	0	0	0	0	0	0	0	0	0	Avg.
Licensure / Certification Examination Agency Rate:	0	0	0	0	0	0	0	0	0	0	0	0	0	0
<div style="display: flex; justify-content: space-between; align-items: center;"> Cancel Save </div>														

Annual Report: **2024** School Number: **000719** School Name: **North-West College** Type: **Main** Annual Report Status: **Submitted**
 Address: **134 W. Holt Ave.** City: **Pomona** State: **CA** Zip: **91768**

GRADUATION AND EMPLOYMENT CHART

You must SAVE the G&E form to calculate totals



Cancel	<input checked="" type="checkbox"/> Complete		Save
Approved Program Title:	Pharmacy Technician		
Program Code:	146		
Credential:	Diploma		
Report Date:	7/2024	Program Length in Months: ?	9
Beginning Date:	3/2022	End Date:	2/2023

Is this chart for a satellite location? Yes No [?](#)

Is this chart for a program offered 100% via Distance Education? Yes No [?](#)

REPORTING PERIOD

Class Start Date (eg 01/21):	03/22	04/22	05/22	06/22	07/22	08/22	09/22	10/22	11/22	12/22	01/23	02/23	Total	%
Number Started:	1	1	1	1	0	1	0	0	1	1	1	1	9	
Transfers to Another Program/Cohort:	0	0	0	0	0	0	0	0	0	0	1	0	1	11%
Transfers from Another Program/Cohort:	0	0	0	0	0	0	0	0	0	0	0	0	0	0%
Total Starts (+/- Transfers):	1	1	1	1	0	1	0	0	1	1	0	1	8	
Unavailable for Graduation: ?	0	0	0	0	0	0	0	0	0	0	0	0	0	0%
Students Available For Graduation:	1	1	1	1	0	1	0	0	1	1	0	1	8	100%
Withdrawn/Terminated Students:	0	0	0	1	0	1	0	0	1	0	0	0	3	38%
Graduates within 150% Program Length:	1	1	1	0	0	0	0	0	0	1	0	1	5	63%

GRADUATION RATE	100%	100%	100%	0%	0%	0%	0%	0%	0%	100%	0%	100%		63%
Graduates - Further Education: 	0	0	0	0	0	0	0	0	0	0	0	0	0	0%
Graduates - Unavailable for Employment: 	0	0	0	0	0	0	0	0	0	0	0	0	0	0%
Graduates - Available for Employment:	1	1	1	0	0	0	0	0	0	1	0	1	5	100%
Graduates - Employed in Field:	1	1	1	0	0	0	0	0	0	1	0	0	4	80%
EMPLOYMENT RATE	100%	100%	100%	0%	0%	0%	0%	0%	0%	100%	0%	0%		80%
Graduates - Unrelated Occupation:	0	0	0	0	0	0	0	0	0	0	0	0	0	0%
Graduates - Unemployed:	0	0	0	0	0	0	0	0	0	0	0	1	1	20%
Graduates - Unknown:	0	0	0	0	0	0	0	0	0	0	0	0	0	0%
Non-Graduated Students Who Obtained Training Related Employment	0	0	0	0	0	0	0	0	0	0	0	0	0	0%
Employment Rate with Non-Graduated Employed Students	100%	100%	100%	0%	0%	0%	0%	0%	0%	100%	0%	0%		80%

LICENSURE / CERTIFICATION EXAMINATION PASS RATES CHART

Licensure / Certification Name:														
1. Class Start Date:	03/22	04/22	05/22	06/22	07/22	08/22	09/22	10/22	11/22	12/22	01/23	02/23		
2. Number of Graduates:	1	1	1	0	0	0	0	0	0	1	0	1	5	
3. # of Graduates Taking Exam:	0	0	0	0	0	0	0	0	0	0	0	0	0	
4. # of Graduates Passing Exam:	0	0	0	0	0	0	0	0	0	0	0	0	0	
5. Percentage of Grads Passing Exam:	0	0	0	0	0	0	0	0	0	0	0	0	0	Avg.
Licensure / Certification Examination Agency Rate:	0	0	0	0	0	0	0	0	0	0	0	0	0	0

Cancel													Save
---------------	--	--	--	--	--	--	--	--	--	--	--	--	-------------



Log Off

Timeout:
44.9 minutes

- Annual Report
- Programs
- School Info
- DMS
- HELP ?

Annual Report: **2024** School Number: **000719** School Name: **North-West College** Type: **Main** Annual Report Status: **Submitted**

Address1: **134 W. Holt Ave.** City: **Pomona** State: **CA** Zip: **91768**

GRADUATION AND EMPLOYMENT CHART

You must SAVE the G&E form to calculate totals



Cancel	<input checked="" type="checkbox"/> Complete	Save
Approved Program Title:	Vocational Nurse	
Program Code:	1715	
Credential:	Diploma	
Report Date:	7/2024	Program Length in Months: <input type="text" value="15"/>
Beginning Date:	6/2021	End Date: 5/2022

Is this chart for a satellite location? Yes No [?](#)

Is this chart for a program offered 100% via Distance Education? Yes No [?](#)

REPORTING PERIOD

Class Start Date (eg 01/21):	06/21	07/21	08/21	09/21	10/21	11/21	12/21	01/22	02/22	03/22	04/22	05/22	Total	%
Number Started:	0	0	33	0	0	0	0	34	0	0	0	42	109	
Transfers to Another Program/Cohort:	0	0	0	0	0	0	0	0	0	0	0	0	0	0%
Transfers from Another Program/Cohort:	0	0	0	0	0	0	0	0	0	0	0	0	0	0%
Total Starts (+/- Transfers):	0	0	33	0	0	0	0	34	0	0	0	42	109	
Unavailable for Graduation: ?	0	0	0	0	0	0	0	0	0	0	0	0	0	0%
Students Available For Graduation:	0	0	33	0	0	0	0	34	0	0	0	42	109	100%
Withdrawn/Terminated Students:	0	0	16	0	0	0	0	13	0	0	0	15	44	40%
Graduates within 150% Program Length:	0	0	17	0	0	0	0	21	0	0	0	27	65	60%

GRADUATION RATE	0%	0%	52%	0%	0%	0%	0%	0%	62%	0%	0%	0%	64%		60%
Graduates - Further Education: 	0	0	0	0	0	0	0	0	0	0	0	0	0	0	0%
Graduates - Unavailable for Employment: 	0	0	0	0	0	0	0	0	0	0	0	0	0	0	0%
Graduates - Available for Employment:	0	0	17	0	0	0	0	21	0	0	0	27	65	100%	
Graduates - Employed in Field:	0	0	12	0	0	0	0	17	0	0	0	18	47	72%	
EMPLOYMENT RATE	0%	0%	71%	0%	0%	0%	0%	81%	0%	0%	0%	67%		72%	
Graduates - Unrelated Occupation:	0	0	0	0	0	0	0	0	0	0	0	0	0	0%	
Graduates - Unemployed:	0	0	5	0	0	0	0	4	0	0	0	9	18	28%	
Graduates - Unknown:	0	0	0	0	0	0	0	0	0	0	0	0	0	0%	
Non-Graduated Students Who Obtained Training Related Employment	0	0	0	0	0	0	0	0	0	0	0	0	0	0%	
Employment Rate with Non-Graduated Employed Students	0%	0%	71%	0%	0%	0%	0%	81%	0%	0%	0%	67%		72%	

LICENSURE / CERTIFICATION EXAMINATION PASS RATES CHART

Licensure / Certification Name:	BVNPT													
1. Class Start Date:	06/21	07/21	08/21	09/21	10/21	11/21	12/21	01/22	02/22	03/22	04/22	05/22		
2. Number of Graduates:	0	0	17	0	0	0	0	21	0	0	0	27	65	
3. # of Graduates Taking Exam:	0	0	13	0	0	0	0	18	0	0	0	26	57	
4. # of Graduates Passing Exam:	0	0	9	0	0	0	0	15	0	0	0	19	43	
5. Percentage of Grads Passing Exam:	0	0	69	0	0	0	0	83	0	0	0	73	75	Avg.
Licensure / Certification Examination Agency Rate:	0	0	0	0	0	0	0	0	0	0	0	0	0	0
<div style="display: flex; justify-content: space-between; align-items: center;"> Cancel Save </div>														