

Annual Report: **2024**      School Number: **070772**      School Name: **North-West College**      Type: **Branch**      Annual Report Status: **Submitted**  
 Address1: **4550 LaSierra Ave.**      City: **Riverside**      State: **CA**      Zip: **92505**

**GRADUATION AND EMPLOYMENT CHART**  
**You must SAVE the G&E form to calculate totals**

Cancel
 Complete
Save



Approved Program Title:	Dental Assistant		
Program Code:	106		
Credential:	Diploma		
Report Date:	7/2024	Program Length in Months: <a href="#">?</a>	<input type="text" value="9"/>
Beginning Date:	3/2022	End Date:	2/2023

Is this chart for a satellite location?  Yes  No [?](#)

Is this chart for a program offered 100% via Distance Education?  Yes  No [?](#)

**REPORTING PERIOD**

Class Start Date (eg 01/21):	03/22	04/22	05/22	06/22	07/22	08/22	09/22	10/22	11/22	12/22	01/23	02/23	Total	%
Number Started:	4	1	6	6	1	2	2	1	0	0	1	5	29	
Transfers to Another Program/Cohort:	0	0	0	0	0	0	0	0	0	0	0	0	0	0%
Transfers from Another Program/Cohort:	0	0	0	0	0	0	0	0	0	0	0	0	0	0%
<b>Total Starts (+/- Transfers):</b>	<b>4</b>	<b>1</b>	<b>6</b>	<b>6</b>	<b>1</b>	<b>2</b>	<b>2</b>	<b>1</b>	<b>0</b>	<b>0</b>	<b>1</b>	<b>5</b>	<b>29</b>	
Unavailable for Graduation: <a href="#">?</a>	0	0	0	0	0	0	0	0	0	0	0	0	0	0%
<b>Students Available For Graduation:</b>	<b>4</b>	<b>1</b>	<b>6</b>	<b>6</b>	<b>1</b>	<b>2</b>	<b>2</b>	<b>1</b>	<b>0</b>	<b>0</b>	<b>1</b>	<b>5</b>	<b>29</b>	<b>100%</b>
Withdrawn/Terminated Students:	0	0	1	2	0	0	0	0	0	0	0	1	4	14%
<b>Graduates within 150% Program Length:</b>	<b>4</b>	<b>1</b>	<b>5</b>	<b>4</b>	<b>1</b>	<b>2</b>	<b>2</b>	<b>1</b>	<b>0</b>	<b>0</b>	<b>1</b>	<b>4</b>	<b>25</b>	<b>86%</b>

<b>GRADUATION RATE</b>	<b>100%</b>	<b>100%</b>	<b>83%</b>	<b>67%</b>	<b>100%</b>	<b>100%</b>	<b>100%</b>	<b>100%</b>	<b>0%</b>	<b>0%</b>	<b>100%</b>	<b>80%</b>		<b>86%</b>
Graduates - Further Education: 	0	0	0	0	0	0	0	0	0	0	0	0	0	0
Graduates - Unavailable for Employment: 	0	0	0	0	0	0	0	0	0	0	0	0	0	0
Graduates - Available for Employment:	<b>4</b>	<b>1</b>	<b>5</b>	<b>4</b>	<b>1</b>	<b>2</b>	<b>2</b>	<b>1</b>	<b>0</b>	<b>0</b>	<b>1</b>	<b>4</b>	<b>25</b>	<b>100%</b>
Graduates - Employed in Field:	3	1	3	3	1	2	2	1	0	0	1	4	21	84%
<b>EMPLOYMENT RATE</b>	<b>75%</b>	<b>100%</b>	<b>60%</b>	<b>75%</b>	<b>100%</b>	<b>100%</b>	<b>100%</b>	<b>100%</b>	<b>0%</b>	<b>0%</b>	<b>100%</b>	<b>100%</b>		<b>84%</b>
Graduates - Unrelated Occupation:	0	0	0	0	0	0	0	0	0	0	0	0	0	0%
Graduates - Unemployed:	1	0	2	1	0	0	0	0	0	0	0	0	4	16%
Graduates - Unknown:	0	0	0	0	0	0	0	0	0	0	0	0	0	0%
<b>Non-Graduated Students Who Obtained Training Related Employment</b>	0	0	0	0	0	0	0	0	0	0	0	0	0	0%
<b>Employment Rate with Non-Graduated Employed Students</b>	<b>75%</b>	<b>100%</b>	<b>60%</b>	<b>75%</b>	<b>100%</b>	<b>100%</b>	<b>100%</b>	<b>100%</b>	<b>0%</b>	<b>0%</b>	<b>100%</b>	<b>100%</b>		<b>84%</b>

**LICENSURE / CERTIFICATION EXAMINATION PASS RATES CHART**

Licensure / Certification Name:														
1. Class Start Date:	03/22	04/22	05/22	06/22	07/22	08/22	09/22	10/22	11/22	12/22	01/23	02/23		
2. Number of Graduates:	4	1	5	4	1	2	2	1	0	0	1	4	<b>25</b>	
3. # of Graduates Taking Exam:	0	0	0	0	0	0	0	0	0	0	0	0	<b>0</b>	
4. # of Graduates Passing Exam:	0	0	0	0	0	0	0	0	0	0	0	0	<b>0</b>	
<b>5. Percentage of Grads Passing Exam:</b>	<b>0</b>	<b>0</b>	<b>0</b>	<b>0</b>	<b>0</b>	<b>0</b>	<b>0</b>	<b>0</b>	<b>0</b>	<b>0</b>	<b>0</b>	<b>0</b>	<b>0</b>	Avg.
Licensure / Certification Examination Agency Rate:	0	0	0	0	0	0	0	0	0	0	0	0	<b>0</b>	<b>0</b>
<div style="display: flex; justify-content: space-between; align-items: center;"> <span style="background-color: yellow; border: 1px solid black; padding: 2px 10px;">Cancel</span> <span style="background-color: orange; border: 1px solid black; padding: 2px 10px;">Save</span> </div>														

Annual Report: **2024**      School Number: **070772**      School Name: **North-West College**      Type: **Branch**      Annual Report Status: **Submitted**  
 Address1: **4550 LaSierra Ave.**      City: **Riverside**      State: **CA**      Zip: **92505**

**GRADUATION AND EMPLOYMENT CHART**  
**You must SAVE the G&E form to calculate totals**

Cancel
 Complete
Save

Approved Program Title:	Eyecare Specialist		
Program Code:	156		
Credential:	Diploma		
Report Date:	7/2024	Program Length in Months: <a href="#">?</a>	8
Beginning Date:	4/2022	End Date:	3/2023

Is this chart for a satellite location?  Yes  No [?](#)

Is this chart for a program offered 100% via Distance Education?  Yes  No [?](#)

**REPORTING PERIOD**

Class Start Date (eg 01/21):	04/22	05/22	06/22	07/22	08/22	09/22	10/22	11/22	12/22	01/23	02/23	03/23	Total	%
Number Started:	0	0	0	0	0	0	0	0	0	0	0	0	0	
Transfers to Another Program/Cohort:	0	0	0	0	0	0	0	0	0	0	0	0	0	0%
Transfers from Another Program/Cohort:	0	0	0	0	0	0	0	0	0	0	0	0	0	0%
<b>Total Starts (+/- Transfers):</b>	<b>0</b>	<b>0</b>	<b>0</b>	<b>0</b>	<b>0</b>	<b>0</b>	<b>0</b>	<b>0</b>	<b>0</b>	<b>0</b>	<b>0</b>	<b>0</b>	<b>0</b>	
Unavailable for Graduation: <a href="#">?</a>	0	0	0	0	0	0	0	0	0	0	0	0	0	0%
<b>Students Available For Graduation:</b>	<b>0</b>	<b>0</b>	<b>0</b>	<b>0</b>	<b>0</b>	<b>0</b>	<b>0</b>	<b>0</b>	<b>0</b>	<b>0</b>	<b>0</b>	<b>0</b>	<b>0</b>	<b>0%</b>
Withdrawn/Terminated Students:	0	0	0	0	0	0	0	0	0	0	0	0	0	0%
<b>Graduates within 150% Program Length:</b>	<b>0</b>	<b>0</b>	<b>0</b>	<b>0</b>	<b>0</b>	<b>0</b>	<b>0</b>	<b>0</b>	<b>0</b>	<b>0</b>	<b>0</b>	<b>0</b>	<b>0</b>	<b>0%</b>



**LICENSURE / CERTIFICATION EXAMINATION PASS RATES CHART**

Licensure / Certification Name:														
1. Class Start Date:	04/22	05/22	06/22	07/22	08/22	09/22	10/22	11/22	12/22	01/23	02/23	03/23		
2. Number of Graduates:	0	0	0	0	0	0	0	0	0	0	0	0	0	0
3. # of Graduates Taking Exam:	0	0	0	0	0	0	0	0	0	0	0	0	0	0
4. # of Graduates Passing Exam:	0	0	0	0	0	0	0	0	0	0	0	0	0	0
<b>5. Percentage of Grads Passing Exam:</b>	<b>0</b>	<b>0</b>	<b>0</b>	<b>0</b>	<b>0</b>	<b>0</b>	<b>0</b>	<b>0</b>	<b>0</b>	<b>0</b>	<b>0</b>	<b>0</b>	<b>0</b>	Avg.
Licensure / Certification Examination Agency Rate:	0	0	0	0	0	0	0	0	0	0	0	0	0	0
<div style="display: flex; justify-content: space-between; align-items: center;"> <span style="background-color: yellow; border: 1px solid black; padding: 5px 10px;">Cancel</span> <span style="background-color: orange; border: 1px solid black; padding: 5px 10px;">Save</span> </div>														

Annual Report: **2024**      School Number: **070772**      School Name: **North-West College**      Type: **Branch**      Annual Report Status: **Submitted**  
 Address1: **4550 LaSierra Ave.**      City: **Riverside**      State: **CA**      Zip: **92505**

**GRADUATION AND EMPLOYMENT CHART**  
**You must SAVE the G&E form to calculate totals**

Cancel
 Complete
Save



Approved Program Title:	Medical Assistant		
Program Code:	124		
Credential:	Diploma		
Report Date:	7/2024	Program Length in Months: <a href="#">?</a>	<input type="text" value="9"/>
Beginning Date:	3/2022	End Date:	2/2023

Is this chart for a satellite location?  Yes  No [?](#)

Is this chart for a program offered 100% via Distance Education?  Yes  No [?](#)

**REPORTING PERIOD**

Class Start Date (eg 01/21):	03/22	04/22	05/22	06/22	07/22	08/22	09/22	10/22	11/22	12/22	01/23	02/23	Total	%
Number Started:	25	18	18	26	19	24	14	17	7	9	21	12	<b>210</b>	
Transfers to Another Program/Cohort:	0	2	1	0	0	1	0	1	0	0	0	1	<b>6</b>	<b>3%</b>
Transfers from Another Program/Cohort:	0	0	0	0	0	0	0	0	0	0	0	0	<b>0</b>	<b>0%</b>
<b>Total Starts (+/- Transfers):</b>	<b>25</b>	<b>16</b>	<b>17</b>	<b>26</b>	<b>19</b>	<b>23</b>	<b>14</b>	<b>16</b>	<b>7</b>	<b>9</b>	<b>21</b>	<b>11</b>	<b>204</b>	
Unavailable for Graduation: <a href="#">?</a>	0	0	0	0	0	0	0	0	0	0	0	0	<b>0</b>	<b>0%</b>
<b>Students Available For Graduation:</b>	<b>25</b>	<b>16</b>	<b>17</b>	<b>26</b>	<b>19</b>	<b>23</b>	<b>14</b>	<b>16</b>	<b>7</b>	<b>9</b>	<b>21</b>	<b>11</b>	<b>204</b>	<b>100%</b>
Withdrawn/Terminated Students:	9	7	6	3	2	6	6	3	2	3	3	5	<b>55</b>	<b>27%</b>
<b>Graduates within 150% Program Length:</b>	<b>16</b>	<b>9</b>	<b>11</b>	<b>23</b>	<b>17</b>	<b>17</b>	<b>8</b>	<b>13</b>	<b>5</b>	<b>6</b>	<b>18</b>	<b>6</b>	<b>149</b>	<b>73%</b>

<b>GRADUATION RATE</b>	<b>64%</b>	<b>56%</b>	<b>65%</b>	<b>88%</b>	<b>89%</b>	<b>74%</b>	<b>57%</b>	<b>81%</b>	<b>71%</b>	<b>67%</b>	<b>86%</b>	<b>55%</b>		<b>73%</b>
Graduates - Further Education: 	0	0	0	0	0	0	0	0	0	0	0	0	0	0%
Graduates - Unavailable for Employment: 	0	0	0	0	0	0	0	0	0	0	0	0	0	0%
Graduates - Available for Employment:	<b>16</b>	<b>9</b>	<b>11</b>	<b>23</b>	<b>17</b>	<b>17</b>	<b>8</b>	<b>13</b>	<b>5</b>	<b>6</b>	<b>18</b>	<b>6</b>	<b>149</b>	<b>100%</b>
Graduates - Employed in Field:	12	7	8	19	14	16	7	7	5	2	9	5	111	74%
<b>EMPLOYMENT RATE</b>	<b>75%</b>	<b>78%</b>	<b>73%</b>	<b>83%</b>	<b>82%</b>	<b>94%</b>	<b>88%</b>	<b>54%</b>	<b>100%</b>	<b>33%</b>	<b>50%</b>	<b>83%</b>		<b>74%</b>
Graduates - Unrelated Occupation:	0	0	0	0	0	0	0	0	0	0	0	0	0	0%
Graduates - Unemployed:	4	2	3	4	3	1	1	6	0	4	9	1	38	26%
Graduates - Unknown:	0	0	0	0	0	0	0	0	0	0	0	0	0	0%
<b>Non-Graduated Students Who Obtained Training Related Employment</b>	0	0	0	0	0	0	0	0	0	0	0	0	0	0%
<b>Employment Rate with Non-Graduated Employed Students</b>	<b>75%</b>	<b>78%</b>	<b>73%</b>	<b>83%</b>	<b>82%</b>	<b>94%</b>	<b>88%</b>	<b>54%</b>	<b>100%</b>	<b>33%</b>	<b>50%</b>	<b>83%</b>		<b>74%</b>



**LICENSURE / CERTIFICATION EXAMINATION PASS RATES CHART**

Licensure / Certification Name:														
1. Class Start Date:	03/22	04/22	05/22	06/22	07/22	08/22	09/22	10/22	11/22	12/22	01/23	02/23		
2. Number of Graduates:	16	9	11	23	17	17	8	13	5	6	18	6	<b>149</b>	
3. # of Graduates Taking Exam:	0	0	0	0	0	0	0	0	0	0	0	0	0	
4. # of Graduates Passing Exam:	0	0	0	0	0	0	0	0	0	0	0	0	0	
<b>5. Percentage of Grads Passing Exam:</b>	<b>0</b>	<b>0</b>	<b>0</b>	<b>0</b>	<b>0</b>	<b>0</b>	<b>0</b>	<b>0</b>	<b>0</b>	<b>0</b>	<b>0</b>	<b>0</b>	<b>0</b>	Avg.
Licensure / Certification Examination Agency Rate:	0	0	0	0	0	0	0	0	0	0	0	0	0	0
<b>Cancel</b>											<b>Save</b>			

Annual Report: **2024**      School Number: **070772**      School Name: **North-West College**      Type: **Branch**      Annual Report Status: **Submitted**  
 Address1: **4550 LaSierra Ave.**      City: **Riverside**      State: **CA**      Zip: **92505**

**GRADUATION AND EMPLOYMENT CHART**

**You must SAVE the G&E form to calculate totals**

Cancel
 Complete Save



Approved Program Title:	Medical Insurance Biller and Coder		
Program Code:	128		
Credential:	Diploma		
Report Date:	7/2024	Program Length in Months: <a href="#">?</a>	<input type="text" value="9"/>
Beginning Date:	3/2022	End Date:	2/2023

Is this chart for a satellite location?  Yes  No [?](#)

Is this chart for a program offered 100% via Distance Education?  Yes  No [?](#)

**REPORTING PERIOD**

Class Start Date (eg 01/21):	03/22	04/22	05/22	06/22	07/22	08/22	09/22	10/22	11/22	12/22	01/23	02/23	Total	%
Number Started:	7	4	4	3	3	4	4	5	1	1	3	1	<b>40</b>	
Transfers to Another Program/Cohort:	1	0	0	0	0	0	0	0	0	0	0	0	<b>1</b>	<b>3%</b>
Transfers from Another Program/Cohort:	0	0	0	0	0	0	0	0	0	0	0	0	<b>0</b>	<b>0%</b>
<b>Total Starts (+/- Transfers):</b>	<b>6</b>	<b>4</b>	<b>4</b>	<b>3</b>	<b>3</b>	<b>4</b>	<b>4</b>	<b>5</b>	<b>1</b>	<b>1</b>	<b>3</b>	<b>1</b>	<b>39</b>	
Unavailable for Graduation: <a href="#">?</a>	0	0	0	0	0	0	0	0	0	0	0	0	<b>0</b>	<b>0%</b>
<b>Students Available For Graduation:</b>	<b>6</b>	<b>4</b>	<b>4</b>	<b>3</b>	<b>3</b>	<b>4</b>	<b>4</b>	<b>5</b>	<b>1</b>	<b>1</b>	<b>3</b>	<b>1</b>	<b>39</b>	<b>100%</b>
Withdrawn/Terminated Students:	1	2	0	1	2	0	0	2	1	0	1	0	<b>10</b>	<b>26%</b>
<b>Graduates within 150% Program Length:</b>	<b>5</b>	<b>2</b>	<b>4</b>	<b>2</b>	<b>1</b>	<b>4</b>	<b>4</b>	<b>3</b>	<b>0</b>	<b>1</b>	<b>2</b>	<b>1</b>	<b>29</b>	<b>74%</b>

<b>GRADUATION RATE</b>	<b>83%</b>	<b>50%</b>	<b>100%</b>	<b>67%</b>	<b>33%</b>	<b>100%</b>	<b>100%</b>	<b>60%</b>	<b>0%</b>	<b>100%</b>	<b>67%</b>	<b>100%</b>		<b>74%</b>
Graduates - Further Education: 	0	0	0	0	0	0	0	0	0	0	0	0	0	0
Graduates - Unavailable for Employment: 	0	0	0	0	0	0	0	0	0	0	0	0	0	0
Graduates - Available for Employment:	<b>5</b>	<b>2</b>	<b>4</b>	<b>2</b>	<b>1</b>	<b>4</b>	<b>4</b>	<b>3</b>	<b>0</b>	<b>1</b>	<b>2</b>	<b>1</b>	<b>29</b>	<b>100%</b>
Graduates - Employed in Field:	4	2	4	1	0	3	4	1	0	1	1	1	22	76%
<b>EMPLOYMENT RATE</b>	<b>80%</b>	<b>100%</b>	<b>100%</b>	<b>50%</b>	<b>0%</b>	<b>75%</b>	<b>100%</b>	<b>33%</b>	<b>0%</b>	<b>100%</b>	<b>50%</b>	<b>100%</b>		<b>76%</b>
Graduates - Unrelated Occupation:	0	0	0	0	0	0	0	0	0	0	0	0	0	0%
Graduates - Unemployed:	1	0	0	1	1	1	0	2	0	0	1	0	7	24%
Graduates - Unknown:	0	0	0	0	0	0	0	0	0	0	0	0	0	0%
<b>Non-Graduated Students Who Obtained Training Related Employment</b>	0	0	0	0	0	0	0	0	0	0	0	0	0	0%
<b>Employment Rate with Non-Graduated Employed Students</b>	<b>80%</b>	<b>100%</b>	<b>100%</b>	<b>50%</b>	<b>0%</b>	<b>75%</b>	<b>100%</b>	<b>33%</b>	<b>0%</b>	<b>100%</b>	<b>50%</b>	<b>100%</b>		<b>76%</b>

**LICENSURE / CERTIFICATION EXAMINATION PASS RATES CHART**

Licensure / Certification Name:														
1. Class Start Date:	03/22	04/22	05/22	06/22	07/22	08/22	09/22	10/22	11/22	12/22	01/23	02/23		
2. Number of Graduates:	5	2	4	2	1	4	4	3	0	1	2	1	<b>29</b>	
3. # of Graduates Taking Exam:	0	0	0	0	0	0	0	0	0	0	0	0	<b>0</b>	
4. # of Graduates Passing Exam:	0	0	0	0	0	0	0	0	0	0	0	0	<b>0</b>	
<b>5. Percentage of Grads Passing Exam:</b>	<b>0</b>	<b>0</b>	<b>0</b>	<b>0</b>	<b>0</b>	<b>0</b>	<b>0</b>	<b>0</b>	<b>0</b>	<b>0</b>	<b>0</b>	<b>0</b>	<b>0</b>	Avg.
Licensure / Certification Examination Agency Rate:	0	0	0	0	0	0	0	0	0	0	0	0	<b>0</b>	<b>0</b>
<div style="display: flex; justify-content: space-between; align-items: center;"> <span style="background-color: yellow; border: 1px solid black; padding: 2px 10px;">Cancel</span> <span style="background-color: orange; border: 1px solid black; padding: 2px 10px;">Save</span> </div>														

Annual Report: **2024**      School Number: **070772**      School Name: **North-West College**      Type: **Branch**      Annual Report Status: **Submitted**  
 Address1: **4550 LaSierra Ave.**      City: **Riverside**      State: **CA**      Zip: **92505**

**GRADUATION AND EMPLOYMENT CHART**  
**You must SAVE the G&E form to calculate totals**

Cancel
 Complete
Save



Approved Program Title:	Pharmacy Technician		
Program Code:	146		
Credential:	Diploma		
Report Date:	7/2024	Program Length in Months: <a href="#">?</a>	<input type="text" value="9"/>
Beginning Date:	3/2022	End Date:	2/2023

Is this chart for a satellite location?  Yes  No [?](#)

Is this chart for a program offered 100% via Distance Education?  Yes  No [?](#)

**REPORTING PERIOD**

Class Start Date (eg 01/21):	03/22	04/22	05/22	06/22	07/22	08/22	09/22	10/22	11/22	12/22	01/23	02/23	Total	%
Number Started:	8	4	5	4	4	4	4	4	1	0	4	6	48	
Transfers to Another Program/Cohort:	0	of emp	0	1	0	0	0	0	0	0	0	1	2	4%
Transfers from Another Program/Cohort:	0	0	0	0	0	0	0	0	0	0	0	0	0	0%
<b>Total Starts (+/- Transfers):</b>	<b>8</b>	<b>4</b>	<b>5</b>	<b>3</b>	<b>4</b>	<b>4</b>	<b>4</b>	<b>4</b>	<b>1</b>	<b>0</b>	<b>4</b>	<b>5</b>	<b>46</b>	
Unavailable for Graduation: <a href="#">?</a>	0	0	0	0	0	0	0	0	0	0	0	0	0	0%
<b>Students Available For Graduation:</b>	<b>8</b>	<b>4</b>	<b>5</b>	<b>3</b>	<b>4</b>	<b>4</b>	<b>4</b>	<b>4</b>	<b>1</b>	<b>0</b>	<b>4</b>	<b>5</b>	<b>46</b>	<b>100%</b>
Withdrawn/Terminated Students:	1	1	0	1	1	1	1	2	0	0	0	2	10	22%
<b>Graduates within 150% Program Length:</b>	<b>7</b>	<b>3</b>	<b>5</b>	<b>2</b>	<b>3</b>	<b>3</b>	<b>3</b>	<b>2</b>	<b>1</b>	<b>0</b>	<b>4</b>	<b>3</b>	<b>36</b>	<b>78%</b>

<b>GRADUATION RATE</b>	<b>88%</b>	<b>75%</b>	<b>100%</b>	<b>67%</b>	<b>75%</b>	<b>75%</b>	<b>75%</b>	<b>50%</b>	<b>100%</b>	<b>0%</b>	<b>100%</b>	<b>60%</b>		<b>78%</b>
Graduates - Further Education: 	0	0	0	0	0	0	0	0	0	0	0	0	0	0
Graduates - Unavailable for Employment: 	0	0	0	0	0	0	0	0	0	0	0	0	0	0
Graduates - Available for Employment:	<b>7</b>	<b>3</b>	<b>5</b>	<b>2</b>	<b>3</b>	<b>3</b>	<b>3</b>	<b>2</b>	<b>1</b>	<b>0</b>	<b>4</b>	<b>3</b>	<b>36</b>	<b>100%</b>
Graduates - Employed in Field:	6	3	4	2	3	1	3	1	0	0	4	1	<b>28</b>	<b>78%</b>
<b>EMPLOYMENT RATE</b>	<b>86%</b>	<b>100%</b>	<b>80%</b>	<b>100%</b>	<b>100%</b>	<b>33%</b>	<b>100%</b>	<b>50%</b>	<b>0%</b>	<b>0%</b>	<b>100%</b>	<b>33%</b>		<b>78%</b>
Graduates - Unrelated Occupation:	0	0	0	0	0	0	0	0	0	0	0	0	0	0
Graduates - Unemployed:	1	0	1	0	0	2	0	1	1	0	0	2	<b>8</b>	<b>22%</b>
Graduates - Unknown:	0	0	0	0	0	0	0	0	0	0	0	0	0	0
<b>Non-Graduated Students Who Obtained Training Related Employment</b>	0	0	0	0	0	0	0	0	0	0	0	0	<b>0</b>	<b>0%</b>
<b>Employment Rate with Non-Graduated Employed Students</b>	<b>86%</b>	<b>100%</b>	<b>80%</b>	<b>100%</b>	<b>100%</b>	<b>33%</b>	<b>100%</b>	<b>50%</b>	<b>0%</b>	<b>0%</b>	<b>100%</b>	<b>33%</b>		<b>78%</b>

**LICENSURE / CERTIFICATION EXAMINATION PASS RATES CHART**

Licensure / Certification Name:														
1. Class Start Date:	03/22	04/22	05/22	06/22	07/22	08/22	09/22	10/22	11/22	12/22	01/23	02/23		
2. Number of Graduates:	7	3	5	2	3	3	3	2	1	0	4	3	<b>36</b>	
3. # of Graduates Taking Exam:	0	0	0	0	0	0	0	0	0	0	0	0	<b>0</b>	
4. # of Graduates Passing Exam:	0	0	0	0	0	0	0	0	0	0	0	0	<b>0</b>	
<b>5. Percentage of Grads Passing Exam:</b>	<b>0</b>	<b>0</b>	<b>0</b>	<b>0</b>	<b>0</b>	<b>0</b>	<b>0</b>	<b>0</b>	<b>0</b>	<b>0</b>	<b>0</b>	<b>0</b>	<b>0</b>	Avg.
Licensure / Certification Examination Agency Rate:	0	0	0	0	0	0	0	0	0	0	0	0	<b>0</b>	<b>0</b>
<div style="display: flex; justify-content: space-between; align-items: center;"> <span style="background-color: yellow; border: 1px solid black; padding: 2px 10px;">Cancel</span> <span style="background-color: orange; border: 1px solid black; padding: 2px 10px;">Save</span> </div>														

Annual Report: **2024**      School Number: **070772**      School Name: **North-West College**      Type: **Branch**      Annual Report Status: **Submitted**  
 Address1: **4550 LaSierra Ave.**      City: **Riverside**      State: **CA**      Zip: **92505**

**GRADUATION AND EMPLOYMENT CHART**  
**You must SAVE the G&E form to calculate totals**

<b>Cancel</b>	<input checked="" type="checkbox"/> Complete	<b>Save</b>
---------------	--	-------------

Approved Program Title:	Surgical Technology		
Program Code:	166		
Credential:	AOS		
Report Date:	7/2024	Program Length in Months: <a href="#">?</a>	19
Beginning Date:	12/2020	End Date:	11/2021

Is this chart for a satellite location?  Yes  No [?](#)

Is this chart for a program offered 100% via Distance Education?  Yes  No [?](#)

**REPORTING PERIOD**

Class Start Date (eg 01/21):	12/20	01/21	02/21	03/21	04/21	05/21	06/21	07/21	08/21	09/21	10/21	11/21	Total	%
Number Started:	0	0	0	0	0	0	0	0	0	0	0	0	0	
Transfers to Another Program/Cohort:	0	0	0	0	0	0	0	0	0	0	0	0	0	0%
Transfers from Another Program/Cohort:	0	0	0	0	0	0	0	0	0	0	0	0	0	0%
<b>Total Starts (+/- Transfers):</b>	<b>0</b>	<b>0</b>	<b>0</b>	<b>0</b>	<b>0</b>	<b>0</b>	<b>0</b>	<b>0</b>	<b>0</b>	<b>0</b>	<b>0</b>	<b>0</b>	<b>0</b>	
Unavailable for Graduation: <a href="#">?</a>	0	0	0	0	0	0	0	0	0	0	0	0	0	0%
<b>Students Available For Graduation:</b>	<b>0</b>	<b>0</b>	<b>0</b>	<b>0</b>	<b>0</b>	<b>0</b>	<b>0</b>	<b>0</b>	<b>0</b>	<b>0</b>	<b>0</b>	<b>0</b>	<b>0</b>	<b>0%</b>
Withdrawn/Terminated Students:	0	0	0	0	0	0	0	0	0	0	0	0	0	0%
<b>Graduates within 150% Program Length:</b>	<b>0</b>	<b>0</b>	<b>0</b>	<b>0</b>	<b>0</b>	<b>0</b>	<b>0</b>	<b>0</b>	<b>0</b>	<b>0</b>	<b>0</b>	<b>0</b>	<b>0</b>	<b>0%</b>





**LICENSURE / CERTIFICATION EXAMINATION PASS RATES CHART**

Licensure / Certification Name:														
1. Class Start Date:	12/20	01/21	02/21	03/21	04/21	05/21	06/21	07/21	08/21	09/21	10/21	11/21		
2. Number of Graduates:	0	0	0	0	0	0	0	0	0	0	0	0	0	
3. # of Graduates Taking Exam:	0	0	0	0	0	0	0	0	0	0	0	0	0	
4. # of Graduates Passing Exam:	0	0	0	0	0	0	0	0	0	0	0	0	0	
<b>5. Percentage of Grads Passing Exam:</b>	<b>0</b>	<b>0</b>	<b>0</b>	<b>0</b>	<b>0</b>	<b>0</b>	<b>0</b>	<b>0</b>	<b>0</b>	<b>0</b>	<b>0</b>	<b>0</b>	<b>0</b>	Avg.
Licensure / Certification Examination Agency Rate:	0	0	0	0	0	0	0	0	0	0	0	0	0	0
<div style="display: flex; justify-content: space-between; align-items: center;"> <span style="background-color: yellow; border: 1px solid black; padding: 5px 10px;">Cancel</span> <span style="background-color: orange; border: 1px solid black; padding: 5px 10px;">Save</span> </div>														



Annual Report: **2024**      School Number: **070772**      School Name: **North-West College**      Type: **Branch**      Annual Report Status: **Submitted**  
 Address1: **4550 LaSierra Ave.**      City: **Riverside**      State: **CA**      Zip: **92505**

**GRADUATION AND EMPLOYMENT CHART**

**You must SAVE the G&E form to calculate totals**

<b>Cancel</b>	<input checked="" type="checkbox"/> Complete	<b>Save</b>
Approved Program Title:	Surgical Technology	
Program Code:	166	
Credential:	Diploma	
Report Date:	7/2024	Program Length in Months: <input type="text" value="15"/>
Beginning Date:	6/2021	End Date: 5/2022
Is this chart for a satellite location? <input type="radio"/> Yes <input checked="" type="radio"/> No <a href="#">?</a>		
Is this chart for a program offered 100% via Distance Education? <input type="radio"/> Yes <input checked="" type="radio"/> No <a href="#">?</a>		

REPORTING PERIOD														
Class Start Date (eg 01/21):	06/21	07/21	08/21	09/21	10/21	11/21	12/21	01/22	02/22	03/22	04/22	05/22	Total	%
Number Started:	0	0	0	14	0	0	0	0	0	0	0	1	15	
Transfers to Another Program/Cohort:	0	0	0	0	0	0	0	0	0	0	0	0	0	0%
Transfers from Another Program/Cohort:	0	0	0	0	0	0	0	0	0	0	0	0	0	0%
<b>Total Starts (+/- Transfers):</b>	<b>0</b>	<b>0</b>	<b>0</b>	<b>14</b>	<b>0</b>	<b>0</b>	<b>0</b>	<b>0</b>	<b>0</b>	<b>0</b>	<b>0</b>	<b>1</b>	<b>15</b>	
Unavailable for Graduation: <a href="#">?</a>	0	0	0	0	0	0	0	0	0	0	0	0	0	0%
<b>Students Available For Graduation:</b>	<b>0</b>	<b>0</b>	<b>0</b>	<b>14</b>	<b>0</b>	<b>0</b>	<b>0</b>	<b>0</b>	<b>0</b>	<b>0</b>	<b>0</b>	<b>1</b>	<b>15</b>	<b>100%</b>
Withdrawn/Terminated Students:	0	0	0	3	0	0	0	0	0	0	0	0	3	20%
<b>Graduates within 150% Program Length:</b>	<b>0</b>	<b>0</b>	<b>0</b>	<b>11</b>	<b>0</b>	<b>0</b>	<b>0</b>	<b>0</b>	<b>0</b>	<b>0</b>	<b>0</b>	<b>1</b>	<b>12</b>	<b>80%</b>

<b>GRADUATION RATE</b>	<b>0%</b>	<b>0%</b>	<b>0%</b>	<b>79%</b>	<b>0%</b>	<b>0%</b>	<b>0%</b>	<b>0%</b>	<b>0%</b>	<b>0%</b>	<b>0%</b>	<b>100%</b>		<b>80%</b>
Graduates - Further Education: 	0	0	0	0	0	0	0	0	0	0	0	0	0	0%
Graduates - Unavailable for Employment: 	0	0	0	0	0	0	0	0	0	0	0	0	0	0%
Graduates - Available for Employment:	<b>0</b>	<b>0</b>	<b>0</b>	<b>11</b>	<b>0</b>	<b>0</b>	<b>0</b>	<b>0</b>	<b>0</b>	<b>0</b>	<b>0</b>	<b>1</b>	<b>12</b>	<b>100%</b>
Graduates - Employed in Field:	0	0	0	8	0	0	0	0	0	0	0	1	9	75%
<b>EMPLOYMENT RATE</b>	<b>0%</b>	<b>0%</b>	<b>0%</b>	<b>73%</b>	<b>0%</b>	<b>0%</b>	<b>0%</b>	<b>0%</b>	<b>0%</b>	<b>0%</b>	<b>0%</b>	<b>100%</b>		<b>75%</b>
Graduates - Unrelated Occupation:	0	0	0	0	0	0	0	0	0	0	0	0	0	0%
Graduates - Unemployed:	0	0	0	3	0	0	0	0	0	0	0	0	3	25%
Graduates - Unknown:	0	0	0	0	0	0	0	0	0	0	0	0	0	0%
<b>Non-Graduated Students Who Obtained Training Related Employment</b>	0	0	0	0	0	0	0	0	0	0	0	0	0	0%
<b>Employment Rate with Non-Graduated Employed Students</b>	<b>0%</b>	<b>0%</b>	<b>0%</b>	<b>73%</b>	<b>0%</b>	<b>0%</b>	<b>0%</b>	<b>0%</b>	<b>0%</b>	<b>0%</b>	<b>0%</b>	<b>100%</b>		<b>75%</b>

**LICENSURE / CERTIFICATION EXAMINATION PASS RATES CHART**

Licensure / Certification Name:														
1. Class Start Date:	06/21	07/21	08/21	09/21	10/21	11/21	12/21	01/22	02/22	03/22	04/22	05/22		
2. Number of Graduates:	0	0	0	11	0	0	0	0	0	0	0	1	<b>12</b>	
3. # of Graduates Taking Exam:	0	0	0	0	0	0	0	0	0	0	0	0	<b>0</b>	
4. # of Graduates Passing Exam:	0	0	0	0	0	0	0	0	0	0	0	0	<b>0</b>	
<b>5. Percentage of Grads Passing Exam:</b>	<b>0</b>	<b>0</b>	<b>0</b>	<b>0</b>	<b>0</b>	<b>0</b>	<b>0</b>	<b>0</b>	<b>0</b>	<b>0</b>	<b>0</b>	<b>0</b>	<b>0</b>	Avg.
Licensure / Certification Examination Agency Rate:	0	0	0	0	0	0	0	0	0	0	0	0	<b>0</b>	<b>0</b>
<div style="display: flex; justify-content: space-between; align-items: center;"> <span style="background-color: yellow; border: 1px solid black; padding: 2px 10px;">Cancel</span> <span style="background-color: orange; border: 1px solid black; padding: 2px 10px;">Save</span> </div>														

Annual Report: **2024**      School Number: **070772**      School Name: **North-West College**      Type: **Branch**      Annual Report Status: **Submitted**  
 Address1: **4550 LaSierra Ave.**      City: **Riverside**      State: **CA**      Zip: **92505**

**GRADUATION AND EMPLOYMENT CHART**

**You must SAVE the G&E form to calculate totals**

Cancel
 Complete
Save



Approved Program Title:	Vocational Nurse		
Program Code:	1715		
Credential:	Diploma		
Report Date:	7/2024	Program Length in Months: <a href="#">?</a>	<input type="text" value="15"/>
Beginning Date:	6/2021	End Date:	5/2022

Is this chart for a satellite location?  Yes  No [?](#)

Is this chart for a program offered 100% via Distance Education?  Yes  No [?](#)

**REPORTING PERIOD**

Class Start Date (eg 01/21):	06/21	07/21	08/21	09/21	10/21	11/21	12/21	01/22	02/22	03/22	04/22	05/22	Total	%
Number Started:	0	36	0	28	0	0	0	0	0	34	0	0	98	
Transfers to Another Program/Cohort:	0	0	0	2	0	0	0	0	0	1	0	0	3	3%
Transfers from Another Program/Cohort:	0	0	0	0	0	0	0	0	0	0	0	0	0	0%
<b>Total Starts (+/- Transfers):</b>	<b>0</b>	<b>36</b>	<b>0</b>	<b>26</b>	<b>0</b>	<b>0</b>	<b>0</b>	<b>0</b>	<b>0</b>	<b>33</b>	<b>0</b>	<b>0</b>	<b>95</b>	
Unavailable for Graduation: <a href="#">?</a>	0	0	0	0	0	0	0	0	0	0	0	0	0	0%
<b>Students Available For Graduation:</b>	<b>0</b>	<b>36</b>	<b>0</b>	<b>26</b>	<b>0</b>	<b>0</b>	<b>0</b>	<b>0</b>	<b>0</b>	<b>33</b>	<b>0</b>	<b>0</b>	<b>95</b>	<b>100%</b>
Withdrawn/Terminated Students:	0	7	0	7	0	0	0	0	0	6	0	0	20	21%
<b>Graduates within 150% Program Length:</b>	<b>0</b>	<b>29</b>	<b>0</b>	<b>19</b>	<b>0</b>	<b>0</b>	<b>0</b>	<b>0</b>	<b>0</b>	<b>27</b>	<b>0</b>	<b>0</b>	<b>75</b>	<b>79%</b>

<b>GRADUATION RATE</b>	<b>0%</b>	<b>81%</b>	<b>0%</b>	<b>73%</b>	<b>0%</b>	<b>0%</b>	<b>0%</b>	<b>0%</b>	<b>0%</b>	<b>82%</b>	<b>0%</b>	<b>0%</b>		<b>79%</b>
Graduates - Further Education: 	0	0	0	0	0	0	0	0	0	0	0	0	0	0%
Graduates - Unavailable for Employment: 	0	0	0	0	0	0	0	0	0	0	0	0	0	0%
Graduates - Available for Employment:	<b>0</b>	<b>29</b>	<b>0</b>	<b>19</b>	<b>0</b>	<b>0</b>	<b>0</b>	<b>0</b>	<b>0</b>	<b>27</b>	<b>0</b>	<b>0</b>	<b>75</b>	<b>100%</b>
Graduates - Employed in Field:	0	22	0	14	0	0	0	0	0	20	0	0	56	75%
<b>EMPLOYMENT RATE</b>	<b>0%</b>	<b>76%</b>	<b>0%</b>	<b>74%</b>	<b>0%</b>	<b>0%</b>	<b>0%</b>	<b>0%</b>	<b>0%</b>	<b>74%</b>	<b>0%</b>	<b>0%</b>		<b>75%</b>
Graduates - Unrelated Occupation:	0	0	0	0	0	0	0	0	0	0	0	0	0	0%
Graduates - Unemployed:	0	7	0	5	0	0	0	0	0	7	0	0	19	25%
Graduates - Unknown:	0	0	0	0	0	0	0	0	0	0	0	0	0	0%
<b>Non-Graduated Students Who Obtained Training Related Employment</b>	0	0	0	0	0	0	0	0	0	0	0	0	0	0%
<b>Employment Rate with Non-Graduated Employed Students</b>	<b>0%</b>	<b>76%</b>	<b>0%</b>	<b>74%</b>	<b>0%</b>	<b>0%</b>	<b>0%</b>	<b>0%</b>	<b>0%</b>	<b>74%</b>	<b>0%</b>	<b>0%</b>		<b>75%</b>

**LICENSURE / CERTIFICATION EXAMINATION PASS RATES CHART**

Licensure / Certification Name:	BVNPT													
1. Class Start Date:	06/21	07/21	08/21	09/21	10/21	11/21	12/21	01/22	02/22	03/22	04/22	05/22		
2. Number of Graduates:	0	29	0	19	0	0	0	0	0	27	0	0	<b>75</b>	
3. # of Graduates Taking Exam:	0	29	0	19	0	0	0	0	0	25	0	0	<b>73</b>	
4. # of Graduates Passing Exam:	0	22	0	15	0	0	0	0	0	21	0	0	<b>58</b>	
<b>5. Percentage of Grads Passing Exam:</b>	<b>0</b>	<b>76</b>	<b>0</b>	<b>79</b>	<b>0</b>	<b>0</b>	<b>0</b>	<b>0</b>	<b>0</b>	<b>84</b>	<b>0</b>	<b>0</b>	<b>79</b>	Avg.
Licensure / Certification Examination Agency Rate:	0	0	0	0	0	0	0	0	0	0	0	0	<b>0</b>	<b>0</b>
<div style="display: flex; justify-content: space-between; align-items: center;"> <span style="background-color: yellow; border: 1px solid black; padding: 5px 10px;">Cancel</span> <span style="background-color: orange; border: 1px solid black; padding: 5px 10px;">Save</span> </div>														