

Annual Report: **2024** School Number: **001265** School Name: **North-West College** Type: **Main** Annual Report Status: **Submitted**
 Address1: **14540 Haynes St.** City: **Van Nuys** State: **CA** Zip: **91411**



GRADUATION AND EMPLOYMENT CHART

You must SAVE the G&E form to calculate totals

Cancel	<input checked="" type="checkbox"/> Complete	Save
Approved Program Title:	Pharmacy Technician	
Program Code:	146	
Credential:	Diploma	
Report Date:	7/2024	Program Length in Months: <input type="text" value="9"/>
Beginning Date:	3/2022	End Date: 2/2023
Is this chart for a satellite location? <input type="radio"/> Yes <input checked="" type="radio"/> No ?		
Is this chart for a program offered 100% via Distance Education? <input type="radio"/> Yes <input checked="" type="radio"/> No ?		

REPORTING PERIOD

Class Start Date (eg 01/21):	03/22	04/22	05/22	06/22	07/22	08/22	09/22	10/22	11/22	12/22	01/23	02/23	Total	%
Number Started:	2	1	3	2	3	1	0	0	0	0	1	1	14	
Transfers to Another Program/Cohort:	0	0	1	0	0	0	0	0	0	0	0	0	1	7%
Transfers from Another Program/Cohort:	0	0	0	0	0	0	0	0	0	0	0	0	0	0%
Total Starts (+/- Transfers):	2	1	2	2	3	1	0	0	0	0	1	1	13	
Unavailable for Graduation: ?	0	0	0	0	0	0	0	0	0	0	0	0	0	0%
Students Available For Graduation:	2	1	2	2	3	1	0	0	0	0	1	1	13	100%
Withdrawn/Terminated Students:	1	1	0	2	0	1	0	0	0	0	0	0	5	38%
Graduates within 150% Program Length:	1	0	2	0	3	0	0	0	0	0	1	1	8	62%

GRADUATION RATE	50%	0%	100%	0%	100%	0%	0%	0%	0%	0%	100%	100%		62%	
Graduates - Further Education: 	0	0	0	0	0	0	0	0	0	0	0	0	0	0	0%
Graduates - Unavailable for Employment: 	0	0	0	0	0	0	0	0	0	0	0	0	0	0	0%
Graduates - Available for Employment:	1	0	2	0	3	0	0	0	0	0	1	1	8	100%	
Graduates - Employed in Field:	1	0	2	0	1	0	0	0	0	0	1	1	6	75%	
EMPLOYMENT RATE	100%	0%	100%	0%	33%	0%	0%	0%	0%	0%	100%	100%		75%	
Graduates - Unrelated Occupation:	0	0	0	0	0	0	0	0	0	0	0	0	0	0	0%
Graduates - Unemployed:	0	0	0	0	2	0	0	0	0	0	0	0	2	25%	
Graduates - Unknown:	0	0	0	0	0	0	0	0	0	0	0	0	0	0%	
Non-Graduated Students Who Obtained Training Related Employment	0	0	0	0	0	0	0	0	0	0	0	0	0	0	0%
Employment Rate with Non-Graduated Employed Students	100%	0%	100%	0%	33%	0%	0%	0%	0%	0%	100%	100%		75%	

LICENSURE / CERTIFICATION EXAMINATION PASS RATES CHART

Licensure / Certification Name:														
1. Class Start Date:	03/22	04/22	05/22	06/22	07/22	08/22	09/22	10/22	11/22	12/22	01/23	02/23		
2. Number of Graduates:	1	0	2	0	3	0	0	0	0	0	1	1	8	
3. # of Graduates Taking Exam:	0	0	0	0	0	0	0	0	0	0	0	0	0	
4. # of Graduates Passing Exam:	0	0	0	0	0	0	0	0	0	0	0	0	0	
5. Percentage of Grads Passing Exam:	0	0	0	0	0	0	0	0	0	0	0	0	0	Avg.
Licensure / Certification Examination Agency Rate:	0	0	0	0	0	0	0	0	0	0	0	0	0	0
<div style="display: flex; justify-content: space-between; align-items: center;"> Cancel Save </div>														

Annual Report: **2024** School Number: **001265** School Name: **North-West College** Type: **Main** Annual Report Status: **Submitted**
 Address1: **14540 Haynes St.** City: **Van Nuys** State: **CA** Zip: **91411**



GRADUATION AND EMPLOYMENT CHART

You must SAVE the G&E form to calculate totals

Cancel	<input checked="" type="checkbox"/> Complete	Save
Approved Program Title:	Medical Assistant	
Program Code:	124	
Credential:	Diploma	
Report Date:	7/2024	Program Length in Months: <input type="text" value="9"/>
Beginning Date:	3/2022	End Date: 2/2023
Is this chart for a satellite location? <input type="radio"/> Yes <input checked="" type="radio"/> No ?		
Is this chart for a program offered 100% via Distance Education? <input type="radio"/> Yes <input checked="" type="radio"/> No ?		

REPORTING PERIOD

Class Start Date (eg 01/21):	03/22	04/22	05/22	06/22	07/22	08/22	09/22	10/22	11/22	12/22	01/23	02/23	Total	%
Number Started:	8	1	3	2	3	2	2	3	3	0	1	3	31	
Transfers to Another Program/Cohort:	0	0	0	0	0	0	0	0	0	0	0	0	0	0%
Transfers from Another Program/Cohort:	0	0	0	0	0	0	0	0	0	0	0	0	0	0%
Total Starts (+/- Transfers):	8	1	3	2	3	2	2	3	3	0	1	3	31	
Unavailable for Graduation: ?	0	0	0	0	0	0	0	0	0	0	0	0	0	0%
Students Available For Graduation:	8	1	3	2	3	2	2	3	3	0	1	3	31	100%
Withdrawn/Terminated Students:	5	1	0	1	0	1	0	1	1	0	1	2	13	42%
Graduates within 150% Program Length:	3	0	3	1	3	1	2	2	2	0	0	1	18	58%

GRADUATION RATE	38%	0%	100%	50%	100%	50%	100%	67%	67%	0%	0%	33%		58%
Graduates - Further Education: 	0	0	0	0	0	0	0	0	0	0	0	0	0	0
Graduates - Unavailable for Employment: 	0	0	0	0	0	0	0	0	0	0	0	0	0	0
Graduates - Available for Employment:	3	0	3	1	3	1	2	2	2	0	0	1	18	100%
Graduates - Employed in Field:	3	0	1	1	3	0	0	1	1	0	0	0	10	56%
EMPLOYMENT RATE	100%	0%	33%	100%	100%	0%	0%	50%	50%	0%	0%	0%		56%
Graduates - Unrelated Occupation:	0	0	0	0	0	0	0	0	0	0	0	0	0	0%
Graduates - Unemployed:	0	0	2	0	0	1	2	1	1	0	0	1	8	44%
Graduates - Unknown:	0	0	0	0	0	0	0	0	0	0	0	0	0	0%
Non-Graduated Students Who Obtained Training Related Employment	0	0	0	0	0	0	0	0	0	0	0	0	0	0%
Employment Rate with Non-Graduated Employed Students	100%	0%	33%	100%	100%	0%	0%	50%	50%	0%	0%	0%		56%

LICENSURE / CERTIFICATION EXAMINATION PASS RATES CHART

Licensure / Certification Name:														
1. Class Start Date:	03/22	04/22	05/22	06/22	07/22	08/22	09/22	10/22	11/22	12/22	01/23	02/23		
2. Number of Graduates:	3	0	3	1	3	1	2	2	2	0	0	1	18	
3. # of Graduates Taking Exam:	0	0	0	0	0	0	0	0	0	0	0	0	0	
4. # of Graduates Passing Exam:	0	0	0	0	0	0	0	0	0	0	0	0	0	
5. Percentage of Grads Passing Exam:	0	0	0	0	0	0	0	0	0	0	0	0	0	Avg.
Licensure / Certification Examination Agency Rate:	0	0	0	0	0	0	0	0	0	0	0	0	0	0
<div style="display: flex; justify-content: space-between; align-items: center;"> Cancel Save </div>														

Annual Report: **2024** School Number: **001265** School Name: **North-West College** Type: **Main** Annual Report Status: **Submitted**
 Address1: **14540 Haynes St.** City: **Van Nuys** State: **CA** Zip: **91411**

GRADUATION AND EMPLOYMENT CHART

You must SAVE the G&E form to calculate totals



Cancel	<input checked="" type="checkbox"/> Complete	Save
Approved Program Title:	Dental Assistant	
Program Code:	106	
Credential:	Diploma	
Report Date:	7/2024	Program Length in Months: <input type="text" value="9"/>
Beginning Date:	3/2022	End Date: 2/2023

Is this chart for a satellite location? Yes No [?](#)

Is this chart for a program offered 100% via Distance Education? Yes No [?](#)

REPORTING PERIOD

Class Start Date (eg 01/21):	03/22	04/22	05/22	06/22	07/22	08/22	09/22	10/22	11/22	12/22	01/23	02/23	Total	%
Number Started:	1	0	1	2	0	0	3	1	0	0	1	1	10	
Transfers to Another Program/Cohort:	0	0	0	0	0	0	0	0	0	0	0	0	0	0%
Transfers from Another Program/Cohort:	0	0	0	0	0	0	0	0	0	0	0	0	0	0%
Total Starts (+/- Transfers):	1	0	1	2	0	0	3	1	0	0	1	1	10	
Unavailable for Graduation: ?	0	0	0	0	0	0	0	0	0	0	0	0	0	0%
Students Available For Graduation:	1	0	1	2	0	0	3	1	0	0	1	1	10	100%
Withdrawn/Terminated Students:	0	0	1	2	0	0	2	1	0	0	0	0	6	60%
Graduates within 150% Program Length:	1	0	0	0	0	0	1	0	0	0	1	1	4	40%

GRADUATION RATE	100%	0%	0%	0%	0%	0%	0%	33%	0%	0%	0%	100%	100%		40%	
Graduates - Further Education: 	0	0	0	0	0	0	0	0	0	0	0	0	0	0	0	0%
Graduates - Unavailable for Employment: 	0	0	0	0	0	0	0	0	0	0	0	0	0	0	0	0%
Graduates - Available for Employment:	1	0	0	0	0	0	0	1	0	0	0	1	1	4	100%	
Graduates - Employed in Field:	1	0	0	0	0	0	0	0	0	0	0	1	1	3	75%	
EMPLOYMENT RATE	100%	0%	0%	0%	0%	0%	0%	0%	0%	0%	0%	100%	100%		75%	
Graduates - Unrelated Occupation:	0	0	0	0	0	0	0	0	0	0	0	0	0	0	0	0%
Graduates - Unemployed:	0	0	0	0	0	0	1	0	0	0	0	0	0	1	25%	
Graduates - Unknown:	0	0	0	0	0	0	0	0	0	0	0	0	0	0	0	0%
Non-Graduated Students Who Obtained Training Related Employment	0	0	0	0	0	0	0	0	0	0	0	0	0	0	0	0%
Employment Rate with Non-Graduated Employed Students	100%	0%	0%	0%	0%	0%	0%	0%	0%	0%	0%	100%	100%		75%	

LICENSURE / CERTIFICATION EXAMINATION PASS RATES CHART

Licensure / Certification Name:														
1. Class Start Date:	03/22	04/22	05/22	06/22	07/22	08/22	09/22	10/22	11/22	12/22	01/23	02/23		
2. Number of Graduates:	1	0	0	0	0	0	1	0	0	0	1	1	4	
3. # of Graduates Taking Exam:	0	0	0	0	0	0	0	0	0	0	0	0	0	
4. # of Graduates Passing Exam:	0	0	0	0	0	0	0	0	0	0	0	0	0	
5. Percentage of Grads Passing Exam:	0	0	0	0	0	0	0	0	0	0	0	0	0	Avg.
Licensure / Certification Examination Agency Rate:	0	0	0	0	0	0	0	0	0	0	0	0	0	0
<div style="display: flex; justify-content: space-between; align-items: center;"> Cancel Save </div>														

Annual Report: **2024** School Number: **001265** School Name: **North-West College** Type: **Main** Annual Report Status: **Submitted**

Address1: **14540 Haynes St.** City: **Van Nuys** State: **CA** Zip: **91411**

GRADUATION AND EMPLOYMENT CHART

You must SAVE the G&E form to calculate totals

Cancel	<input checked="" type="checkbox"/> Complete	Save
Approved Program Title:	Medical Insurance Biller and Coder	
Program Code:	130	
Credential:	Diploma	
Report Date:	7/2024	Program Length in Months: <input type="text" value="9"/>
Beginning Date:	3/2022	End Date: 2/2023
Is this chart for a satellite location? <input type="radio"/> Yes <input checked="" type="radio"/> No ?		
Is this chart for a program offered 100% via Distance Education? <input type="radio"/> Yes <input checked="" type="radio"/> No ?		

REPORTING PERIOD

Class Start Date (eg 01/21):	03/22	04/22	05/22	06/22	07/22	08/22	09/22	10/22	11/22	12/22	01/23	02/23	Total	%
Number Started:	1	1	4	2	5	1	1	3	2	0	0	0	20	
Transfers to Another Program/Cohort:	0	0	0	0	2	0	0	0	0	0	0	0	2	10%
Transfers from Another Program/Cohort:	0	0	0	0	0	0	0	0	0	0	0	0	0	0%
Total Starts (+/- Transfers):	1	1	4	2	3	1	1	3	2	0	0	0	18	
Unavailable for Graduation: ?	0	0	0	0	0	0	0	0	0	0	0	0	0	0%
Students Available For Graduation:	1	1	4	2	3	1	1	3	2	0	0	0	18	100%
Withdrawn/Terminated Students:	1	0	1	0	1	0	1	2	2	0	0	0	8	44%
Graduates within 150% Program Length:	0	1	3	2	2	1	0	1	0	0	0	0	10	56%

LICENSURE / CERTIFICATION EXAMINATION PASS RATES CHART

Licensure / Certification Name:														
1. Class Start Date:	03/22	04/22	05/22	06/22	07/22	08/22	09/22	10/22	11/22	12/22	01/23	02/23		
2. Number of Graduates:	0	1	3	2	2	1	0	1	0	0	0	0	10	
3. # of Graduates Taking Exam:	0	0	0	0	0	0	0	0	0	0	0	0	0	
4. # of Graduates Passing Exam:	0	0	0	0	0	0	0	0	0	0	0	0	0	
5. Percentage of Grads Passing Exam:	0	0	0	0	0	0	0	0	0	0	0	0	0	Avg.
Licensure / Certification Examination Agency Rate:	0	0	0	0	0	0	0	0	0	0	0	0	0	0
<div style="display: flex; justify-content: space-between; align-items: center;"> Cancel Save </div>														

Annual Report: **2024** School Number: **001265** School Name: **North-West College** Type: **Main** Annual Report Status: **Submitted**
 Address1: **14540 Haynes St.** City: **Van Nuys** State: **CA** Zip: **91411**



GRADUATION AND EMPLOYMENT CHART

You must SAVE the G&E form to calculate totals

Cancel	<input checked="" type="checkbox"/> Complete	Save
Approved Program Title:	Vocational Nurse	
Program Code:	1715	
Credential:	Diploma	
Report Date:	7/2024	Program Length in Months: <input type="text" value="15"/>
Beginning Date:	6/2021	End Date: 5/2022
Is this chart for a satellite location? <input type="radio"/> Yes <input checked="" type="radio"/> No ?		
Is this chart for a program offered 100% via Distance Education? <input type="radio"/> Yes <input checked="" type="radio"/> No ?		

REPORTING PERIOD

Class Start Date (eg 01/21):	06/21	07/21	08/21	09/21	10/21	11/21	12/21	01/22	02/22	03/22	04/22	05/22	Total	%
Number Started:	0	0	30	1	0	0	0	17	0	0	0	29	77	
Transfers to Another Program/Cohort:	0	0	1	0	0	0	0	0	0	0	0	0	1	1%
Transfers from Another Program/Cohort:	0	0	0	0	0	0	0	0	0	0	0	0	0	0%
Total Starts (+/- Transfers):	0	0	29	1	0	0	0	17	0	0	0	29	76	
Unavailable for Graduation: ?	0	0	0	0	0	0	0	0	0	0	0	0	0	0%
Students Available For Graduation:	0	0	29	1	0	0	0	17	0	0	0	29	76	100%
Withdrawn/Terminated Students:	0	0	14	1	0	0	0	7	0	0	0	13	35	46%
Graduates within 150% Program Length:	0	0	15	0	0	0	0	10	0	0	0	16	41	54%

GRADUATION RATE	0%	0%	52%	0%	0%	0%	0%	0%	59%	0%	0%	0%	55%		54%
Graduates - Further Education: 	0	0	0	0	0	0	0	0	0	0	0	0	0	0	0%
Graduates - Unavailable for Employment: 	0	0	0	0	0	0	0	0	0	0	0	0	0	0	0%
Graduates - Available for Employment:	0	0	15	0	0	0	0	10	0	0	0	16	41	100%	
Graduates - Employed in Field:	0	0	12	0	0	0	0	5	0	0	0	12	29	71%	
EMPLOYMENT RATE	0%	0%	80%	0%	0%	0%	0%	50%	0%	0%	0%	75%		71%	
Graduates - Unrelated Occupation:	0	0	0	0	0	0	0	0	0	0	0	0	0	0%	
Graduates - Unemployed:	0	0	3	0	0	0	0	5	0	0	0	4	12	29%	
Graduates - Unknown:	0	0	0	0	0	0	0	0	0	0	0	0	0	0%	
Non-Graduated Students Who Obtained Training Related Employment	0	0	0	0	0	0	0	0	0	0	0	0	0	0%	
Employment Rate with Non-Graduated Employed Students	0%	0%	80%	0%	0%	0%	0%	50%	0%	0%	0%	75%		71%	

LICENSURE / CERTIFICATION EXAMINATION PASS RATES CHART

Licensure / Certification Name:	BVNPT													
1. Class Start Date:	06/21	07/21	08/21	09/21	10/21	11/21	12/21	01/22	02/22	03/22	04/22	05/22		
2. Number of Graduates:	0	0	15	0	0	0	0	10	0	0	0	16	41	
3. # of Graduates Taking Exam:	0	0	15	0	0	0	0	9	0	0	0	14	38	
4. # of Graduates Passing Exam:	0	0	15	0	0	0	0	9	0	0	0	14	38	
5. Percentage of Grads Passing Exam:	0	0	100	0	0	0	0	100	0	0	0	100	100	Avg.
Licensure / Certification Examination Agency Rate:	0	0	0	0	0	0	0	0	0	0	0	0	0	0
Cancel											Save			