

Annual Report: **2024** School Number: **055368** School Name: **North-West College** Type: **Main** Annual Report Status: **Submitted**

Address1: **2121 W. Garvey Ave., N.** City: **West Covina** State: **CA** Zip: **91790**

GRADUATION AND EMPLOYMENT CHART

You must SAVE the G&E form to calculate totals

Cancel	<input checked="" type="checkbox"/> Complete	Save
Approved Program Title:	Healthcare Administration	
Program Code:	120	
Credential:	AS	
Report Date:	7/2024	Program Length in Months: <input type="text" value="19"/>
Beginning Date:	12/2020	End Date: 11/2021
Is this chart for a satellite location? <input type="radio"/> Yes <input checked="" type="radio"/> No ?		
Is this chart for a program offered 100% via Distance Education? <input type="radio"/> Yes <input checked="" type="radio"/> No ?		

REPORTING PERIOD

Class Start Date (eg 01/21):	12/20	01/21	02/21	03/21	04/21	05/21	06/21	07/21	08/21	09/21	10/21	11/21	Total	%
Number Started:	0	3	0	0	0	0	0	0	1	0	0	0	4	
Transfers to Another Program/Cohort:	0	0	0	0	0	0	0	0	0	0	0	0	0	0%
Transfers from Another Program/Cohort:	0	0	0	0	0	0	0	0	0	0	0	0	0	0%
Total Starts (+/- Transfers):	0	3	0	0	0	0	0	0	1	0	0	0	4	
Unavailable for Graduation: ?	0	0	0	0	0	0	0	0	0	0	0	0	0	0%
Students Available For Graduation:	0	3	0	0	0	0	0	0	1	0	0	0	4	100%
Withdrawn/Terminated Students:	0	0	0	0	0	0	0	0	1	0	0	0	1	25%
Graduates within 150% Program Length:	0	3	0	0	0	0	0	0	0	0	0	0	3	75%

LICENSURE / CERTIFICATION EXAMINATION PASS RATES CHART

Licensure / Certification Name:														
1. Class Start Date:	12/20	01/21	02/21	03/21	04/21	05/21	06/21	07/21	08/21	09/21	10/21	11/21		
2. Number of Graduates:	0	3	0	0	0	0	0	0	0	0	0	0	3	
3. # of Graduates Taking Exam:	0	0	0	0	0	0	0	0	0	0	0	0	0	
4. # of Graduates Passing Exam:	0	0	0	0	0	0	0	0	0	0	0	0	0	
5. Percentage of Grads Passing Exam:	0	0	0	0	0	0	0	0	0	0	0	0	0	Avg.
Licensure / Certification Examination Agency Rate:	0	0	0	0	0	0	0	0	0	0	0	0	0	0
<div style="display: flex; justify-content: space-between; align-items: center;"> Cancel Save </div>														

Annual Report: **2024** School Number: **055368** School Name: **North-West College** Type: **Main** Annual Report Status: **Submitted**
 Address1: **2121 W. Garvey Ave., N.** City: **West Covina** State: **CA** Zip: **91790**

GRADUATION AND EMPLOYMENT CHART

You must SAVE the G&E form to calculate totals

Cancel
 Complete
Save



Approved Program Title:	Dental Assistant		
Program Code:	106		
Credential:	Diploma		
Report Date:	7/2024	Program Length in Months: ?	<input type="text" value="9"/>
Beginning Date:	3/2022	End Date:	2/2023

Is this chart for a satellite location? Yes No [?](#)

Is this chart for a program offered 100% via Distance Education? Yes No [?](#)

REPORTING PERIOD

Class Start Date (eg 01/21):	03/22	04/22	05/22	06/22	07/22	08/22	09/22	10/22	11/22	12/22	01/23	02/23	Total	%
Number Started:	4	5	6	1	4	3	0	1	1	2	3	4	34	
Transfers to Another Program/Cohort:	0	0	0	0	0	0	0	0	0	0	0	0	0	0%
Transfers from Another Program/Cohort:	0	0	0	0	0	0	0	0	0	0	0	0	0	0%
Total Starts (+/- Transfers):	4	5	6	1	4	3	0	1	1	2	3	4	34	
Unavailable for Graduation: ?	0	0	0	0	0	0	0	0	0	0	0	0	0	0%
Students Available For Graduation:	4	5	6	1	4	3	0	1	1	2	3	4	34	100%
Withdrawn/Terminated Students:	0	1	0	0	1	0	0	0	0	0	1	1	4	12%
Graduates within 150% Program Length:	4	4	6	1	3	3	0	1	1	2	2	3	30	88%

GRADUATION RATE	100%	80%	100%	100%	75%	100%	0%	100%	100%	100%	67%	75%		88%
Graduates - Further Education: 	0	0	0	0	0	0	0	0	0	0	0	0	0	0
Graduates - Unavailable for Employment: 	0	0	0	0	0	0	0	0	0	0	0	0	0	0
Graduates - Available for Employment:	4	4	6	1	3	3	0	1	1	2	2	3	30	100%
Graduates - Employed in Field:	4	4	5	1	3	2	0	1	1	2	1	2	26	87%
EMPLOYMENT RATE	100%	100%	83%	100%	100%	67%	0%	100%	100%	100%	50%	67%		87%
Graduates - Unrelated Occupation:	0	0	0	0	0	0	0	0	0	0	0	0	0	0%
Graduates - Unemployed:	0	0	1	0	0	1	0	0	0	0	1	1	4	13%
Graduates - Unknown:	0	0	0	0	0	0	0	0	0	0	0	0	0	0%
Non-Graduated Students Who Obtained Training Related Employment	0	0	0	0	0	0	0	0	0	0	0	0	0	0%
Employment Rate with Non-Graduated Employed Students	100%	100%	83%	100%	100%	67%	0%	100%	100%	100%	50%	67%		87%

LICENSURE / CERTIFICATION EXAMINATION PASS RATES CHART

Licensure / Certification Name:														
1. Class Start Date:	03/22	04/22	05/22	06/22	07/22	08/22	09/22	10/22	11/22	12/22	01/23	02/23		
2. Number of Graduates:	4	4	6	1	3	3	0	1	1	2	2	3	30	
3. # of Graduates Taking Exam:	0	0	0	0	0	0	0	0	0	0	0	0	0	
4. # of Graduates Passing Exam:	0	0	0	0	0	0	0	0	0	0	0	0	0	
5. Percentage of Grads Passing Exam:	0	0	0	0	0	0	0	0	0	0	0	0	0	Avg.
Licensure / Certification Examination Agency Rate:	0	0	0	0	0	0	0	0	0	0	0	0	0	0
<div style="display: flex; justify-content: space-between; align-items: center;"> Cancel Save </div>														

LICENSURE / CERTIFICATION EXAMINATION PASS RATES CHART

Licensure / Certification Name:														
1. Class Start Date:	04/22	05/22	06/22	07/22	08/22	09/22	10/22	11/22	12/22	01/23	02/23	03/23		
2. Number of Graduates:	0	0	0	0	0	0	0	0	0	0	0	0	0	
3. # of Graduates Taking Exam:	0	0	0	0	0	0	0	0	0	0	0	0	0	
4. # of Graduates Passing Exam:	0	0	0	0	0	0	0	0	0	0	0	0	0	
5. Percentage of Grads Passing Exam:	0	0	0	0	0	0	0	0	0	0	0	0	0	Avg.
Licensure / Certification Examination Agency Rate:	0	0	0	0	0	0	0	0	0	0	0	0	0	0
<div style="display: flex; justify-content: space-between; align-items: center;"> Cancel Save </div>														

Annual Report: **2024** School Number: **055368** School Name: **North-West College** Type: **Main** Annual Report Status: **Submitted**
 Address1: **2121 W. Garvey Ave., N.** City: **West Covina** State: **CA** Zip: **91790**

GRADUATION AND EMPLOYMENT CHART

You must SAVE the G&E form to calculate totals

Cancel
 Complete Save



Approved Program Title:	Medical Assistant		
Program Code:	124		
Credential:	Diploma		
Report Date:	7/2024	Program Length in Months: ?	<input type="text" value="9"/>
Beginning Date:	3/2022	End Date:	2/2023

Is this chart for a satellite location? Yes No [?](#)

Is this chart for a program offered 100% via Distance Education? Yes No [?](#)

REPORTING PERIOD

Class Start Date (eg 01/21):	03/22	04/22	05/22	06/22	07/22	08/22	09/22	10/22	11/22	12/22	01/23	02/23	Total	%
Number Started:	16	9	9	23	25	21	24	16	8	5	21	10	187	
Transfers to Another Program/Cohort:	0	0	0	0	0	0	1	0	0	0	0	0	1	1%
Transfers from Another Program/Cohort:	0	0	0	0	0	0	0	0	0	0	0	0	0	0%
Total Starts (+/- Transfers):	16	9	9	23	25	21	23	16	8	5	21	10	186	
Unavailable for Graduation: ?	0	0	0	0	0	0	0	0	0	0	0	0	0	0%
Students Available For Graduation:	16	9	9	23	25	21	23	16	8	5	21	10	186	100%
Withdrawn/Terminated Students:	5	3	3	6	6	5	9	6	3	3	8	3	60	32%
Graduates within 150% Program Length:	11	6	6	17	19	16	14	10	5	2	13	7	126	68%

GRADUATION RATE	69%	67%	67%	74%	76%	76%	61%	63%	63%	40%	62%	70%		68%
Graduates - Further Education: 	0	0	0	0	0	0	0	0	0	0	0	0	0	0%
Graduates - Unavailable for Employment: 	0	1	0	0	0	0	0	0	0	0	0	1	2	2%
Graduates - Available for Employment:	11	5	6	17	19	16	14	10	5	2	13	6	124	98%
Graduates - Employed in Field:	8	3	4	13	13	11	7	5	4	2	12	5	87	70%
EMPLOYMENT RATE	73%	60%	67%	76%	68%	69%	50%	50%	80%	100%	92%	83%		70%
Graduates - Unrelated Occupation:	0	0	0	0	0	0	0	0	0	0	0	0	0	0%
Graduates - Unemployed:	3	2	2	4	6	5	7	5	1	0	1	1	37	30%
Graduates - Unknown:	0	0	0	0	0	0	0	0	0	0	0	0	0	0%
Non-Graduated Students Who Obtained Training Related Employment	0	0	0	0	0	0	0	0	0	0	0	0	0	0%
Employment Rate with Non-Graduated Employed Students	73%	60%	67%	76%	68%	69%	50%	50%	80%	100%	92%	83%		70%

LICENSURE / CERTIFICATION EXAMINATION PASS RATES CHART

Licensure / Certification Name:														
1. Class Start Date:	03/22	04/22	05/22	06/22	07/22	08/22	09/22	10/22	11/22	12/22	01/23	02/23		
2. Number of Graduates:	11	6	6	17	19	16	14	10	5	2	13	7	126	
3. # of Graduates Taking Exam:	0	0	0	0	0	0	0	0	0	0	0	0	0	
4. # of Graduates Passing Exam:	0	0	0	0	0	0	0	0	0	0	0	0	0	
5. Percentage of Grads Passing Exam:	0	0	0	0	0	0	0	0	0	0	0	0	0	Avg.
Licensure / Certification Examination Agency Rate:	0	0	0	0	0	0	0	0	0	0	0	0	0	0
<div style="display: flex; justify-content: space-between; align-items: center;"> Cancel Save </div>														

Annual Report: **2024** School Number: **055368** School Name: **North-West College** Type: **Main** Annual Report Status: **Submitted**
 Address1: **2121 W. Garvey Ave., N.** City: **West Covina** State: **CA** Zip: **91790**

GRADUATION AND EMPLOYMENT CHART

You must SAVE the G&E form to calculate totals

Cancel
 Complete Save



Approved Program Title:	Medical Insurance Biller and Coder		
Program Code:	130		
Credential:	Diploma		
Report Date:	7/2024	Program Length in Months: ?	<input type="text" value="9"/>
Beginning Date:	3/2022	End Date:	2/2023

Is this chart for a satellite location? Yes No [?](#)

Is this chart for a program offered 100% via Distance Education? Yes No [?](#)

REPORTING PERIOD

Class Start Date (eg 01/21):	03/22	04/22	05/22	06/22	07/22	08/22	09/22	10/22	11/22	12/22	01/23	02/23	Total	%
Number Started:	2	1	6	2	2	2	3	2	4	1	7	5	37	
Transfers to Another Program/Cohort:	0	0	0	0	0	0	0	0	0	0	1	0	1	3%
Transfers from Another Program/Cohort:	0	0	0	0	0	0	0	0	0	0	0	0	0	0%
Total Starts (+/- Transfers):	2	1	6	2	2	2	3	2	4	1	6	5	36	
Unavailable for Graduation: ?	0	0	0	0	0	0	0	0	0	0	0	0	0	0%
Students Available For Graduation:	2	1	6	2	2	2	3	2	4	1	6	5	36	100%
Withdrawn/Terminated Students:	0	0	0	2	0	0	1	1	0	1	4	3	12	33%
Graduates within 150% Program Length:	2	1	6	0	2	2	2	1	4	0	2	2	24	67%

GRADUATION RATE	100%	100%	100%	0%	100%	100%	67%	50%	100%	0%	33%	40%		67%
Graduates - Further Education: 	0	0	0	0	0	0	0	0	0	0	0	0	0	0
Graduates - Unavailable for Employment: 	0	0	0	0	0	0	0	0	0	0	0	0	0	0
Graduates - Available for Employment:	2	1	6	0	2	2	2	1	4	0	2	2	24	100%
Graduates - Employed in Field:	0	1	5	0	1	1	2	1	3	0	2	2	18	75%
EMPLOYMENT RATE	0%	100%	83%	0%	50%	50%	100%	100%	75%	0%	100%	100%		75%
Graduates - Unrelated Occupation:	0	0	0	0	0	0	0	0	0	0	0	0	0	0%
Graduates - Unemployed:	2	0	1	0	1	1	0	0	1	0	0	0	6	25%
Graduates - Unknown:	0	0	0	0	0	0	0	0	0	0	0	0	0	0%
Non-Graduated Students Who Obtained Training Related Employment	0	0	0	0	0	0	0	0	0	0	0	0	0	0%
Employment Rate with Non-Graduated Employed Students	0%	100%	83%	0%	50%	50%	100%	100%	75%	0%	100%	100%		75%

LICENSURE / CERTIFICATION EXAMINATION PASS RATES CHART

Licensure / Certification Name:														
1. Class Start Date:	03/22	04/22	05/22	06/22	07/22	08/22	09/22	10/22	11/22	12/22	01/23	02/23		
2. Number of Graduates:	2	1	6	0	2	2	2	1	4	0	2	2	24	
3. # of Graduates Taking Exam:	0	0	0	0	0	0	0	0	0	0	0	0	0	
4. # of Graduates Passing Exam:	0	0	0	0	0	0	0	0	0	0	0	0	0	
5. Percentage of Grads Passing Exam:	0	0	0	0	0	0	0	0	0	0	0	0	0	Avg.
Licensure / Certification Examination Agency Rate:	0	0	0	0	0	0	0	0	0	0	0	0	0	0
<div style="display: flex; justify-content: space-between; align-items: center;"> Cancel Save </div>														

Annual Report: **2024** School Number: **055368** School Name: **North-West College** Type: **Main** Annual Report Status: **Submitted**
 Address1: **2121 W. Garvey Ave., N.** City: **West Covina** State: **CA** Zip: **91790**

GRADUATION AND EMPLOYMENT CHART

You must SAVE the G&E form to calculate totals

Cancel
 Complete
Save



Approved Program Title:	Massage Therapy		
Program Code:	310		
Credential:	Diploma		
Report Date:	7/2024	Program Length in Months: ?	<input type="text" value="9"/>
Beginning Date:	3/2022	End Date:	2/2023

Is this chart for a satellite location? Yes No [?](#)

Is this chart for a program offered 100% via Distance Education? Yes No [?](#)

REPORTING PERIOD

Class Start Date (eg 01/21):	03/22	04/22	05/22	06/22	07/22	08/22	09/22	10/22	11/22	12/22	01/23	02/23	Total	%
Number Started:	1	0	0	1	4	3	2	5	2	0	2	5	25	
Transfers to Another Program/Cohort:	0	0	0	1	0	0	0	1	0	0	0	0	2	8%
Transfers from Another Program/Cohort:	0	0	0	0	0	0	0	0	0	0	0	0	0	0%
Total Starts (+/- Transfers):	1	0	0	0	4	3	2	4	2	0	2	5	23	
Unavailable for Graduation: ?	0	0	0	0	0	0	0	0	0	0	0	0	0	0%
Students Available For Graduation:	1	0	0	0	4	3	2	4	2	0	2	5	23	100%
Withdrawn/Terminated Students:	1	0	0	0	0	0	0	1	1	0	0	1	4	17%
Graduates within 150% Program Length:	0	0	0	0	4	3	2	3	1	0	2	4	19	83%

GRADUATION RATE	0%	0%	0%	0%	100%	100%	100%	75%	50%	0%	100%	80%		83%	
Graduates - Further Education: 	0	0	0	0	0	0	0	0	0	0	0	0	0	0	0%
Graduates - Unavailable for Employment: 	0	0	0	0	0	0	0	0	0	0	0	0	0	0	0%
Graduates - Available for Employment:	0	0	0	0	4	3	2	3	1	0	2	4	19	100%	
Graduates - Employed in Field:	0	0	0	0	3	3	1	2	0	0	2	3	14	74%	
EMPLOYMENT RATE	0%	0%	0%	0%	75%	100%	50%	67%	0%	0%	100%	75%		74%	
Graduates - Unrelated Occupation:	0	0	0	0	0	0	0	0	0	0	0	0	0	0%	
Graduates - Unemployed:	0	0	0	0	1	0	1	1	1	0	0	1	5	26%	
Graduates - Unknown:	0	0	0	0	0	0	0	0	0	0	0	0	0	0%	
Non-Graduated Students Who Obtained Training Related Employment	0	0	0	0	0	0	0	0	0	0	0	0	0	0%	
Employment Rate with Non-Graduated Employed Students	0%	0%	0%	0%	75%	100%	50%	67%	0%	0%	100%	75%		74%	

LICENSURE / CERTIFICATION EXAMINATION PASS RATES CHART

Licensure / Certification Name:														
1. Class Start Date:	03/22	04/22	05/22	06/22	07/22	08/22	09/22	10/22	11/22	12/22	01/23	02/23		
2. Number of Graduates:	0	0	0	0	4	3	2	3	1	0	2	4	19	
3. # of Graduates Taking Exam:	0	0	0	0	0	0	0	0	0	0	0	0	0	
4. # of Graduates Passing Exam:	0	0	0	0	0	0	0	0	0	0	0	0	0	
5. Percentage of Grads Passing Exam:	0	0	0	0	0	0	0	0	0	0	0	0	0	Avg.
Licensure / Certification Examination Agency Rate:	0	0	0	0	0	0	0	0	0	0	0	0	0	0
<div style="display: flex; justify-content: space-between; align-items: center;"> Cancel Save </div>														

Annual Report: **2024** School Number: **055368** School Name: **North-West College** Type: **Main** Annual Report Status: **Submitted**

Address1: **2121 W. Garvey Ave., N.** City: **West Covina** State: **CA** Zip: **91790**



GRADUATION AND EMPLOYMENT CHART

You must **SAVE** the G&E form to calculate totals

Cancel	<input checked="" type="checkbox"/> Complete		Save
Approved Program Title:	Pharmacy Technician		
Program Code:	146		
Credential:	Diploma		
Report Date:	7/2024	Program Length in Months: ?	<input type="text" value="9"/>
Beginning Date:	3/2022	End Date:	2/2023
Is this chart for a satellite location? <input type="radio"/> Yes <input checked="" type="radio"/> No ?			
Is this chart for a program offered 100% via Distance Education? <input type="radio"/> Yes <input checked="" type="radio"/> No ?			

REPORTING PERIOD

Class Start Date (eg 01/21):	03/22	04/22	05/22	06/22	07/22	08/22	09/22	10/22	11/22	12/22	01/23	02/23	Total	%
Number Started:	8	2	4	6	3	7	5	2	2	1	4	2	46	
Transfers to Another Program/Cohort:	1	0	0	0	0	0	0	0	0	0	0	0	1	2%
Transfers from Another Program/Cohort:	0	0	0	0	0	0	0	0	0	0	0	0	0	0%
Total Starts (+/- Transfers):	7	2	4	6	3	7	5	2	2	1	4	2	45	
Unavailable for Graduation: ?	0	0	0	0	0	0	0	0	0	0	0	0	0	0%
Students Available For Graduation:	7	2	4	6	3	7	5	2	2	1	4	2	45	100%
Withdrawn/Terminated Students:	4	1	2	4	1	1	1	1	0	0	2	1	18	40%
Graduates within 150% Program Length:	3	1	2	2	2	6	4	1	2	1	2	1	27	60%

GRADUATION RATE	43%	50%	50%	33%	67%	86%	80%	50%	100%	100%	50%	50%		60%
Graduates - Further Education: 	0	0	0	0	0	0	0	0	0	0	0	0	0	0
Graduates - Unavailable for Employment: 	0	0	0	0	0	0	0	0	0	0	0	0	0	0
Graduates - Available for Employment:	3	1	2	2	2	6	4	1	2	1	2	1	27	100%
Graduates - Employed in Field:	3	1	2	1	2	5	3	1	0	1	0	1	20	74%
EMPLOYMENT RATE	100%	100%	100%	50%	100%	83%	75%	100%	0%	100%	0%	100%		74%
Graduates - Unrelated Occupation:	0	0	0	0	0	0	0	0	0	0	0	0	0	0%
Graduates - Unemployed:	0	0	0	1	0	1	1	0	2	0	2	0	7	26%
Graduates - Unknown:	0	0	0	0	0	0	0	0	0	0	0	0	0	0%
Non-Graduated Students Who Obtained Training Related Employment	0	0	0	0	0	0	0	0	0	0	0	0	0	0%
Employment Rate with Non-Graduated Employed Students	100%	100%	100%	50%	100%	83%	75%	100%	0%	100%	0%	100%		74%

LICENSURE / CERTIFICATION EXAMINATION PASS RATES CHART

Licensure / Certification Name:														
1. Class Start Date:	03/22	04/22	05/22	06/22	07/22	08/22	09/22	10/22	11/22	12/22	01/23	02/23		
2. Number of Graduates:	3	1	2	2	2	6	4	1	2	1	2	1	27	
3. # of Graduates Taking Exam:	0	0	0	0	0	0	0	0	0	0	0	0	0	
4. # of Graduates Passing Exam:	0	0	0	0	0	0	0	0	0	0	0	0	0	
5. Percentage of Grads Passing Exam:	0	0	0	0	0	0	0	0	0	0	0	0	0	Avg.
Licensure / Certification Examination Agency Rate:	0	0	0	0	0	0	0	0	0	0	0	0	0	0
Cancel											Save			

Annual Report: **2024** School Number: **055368** School Name: **North-West College** Type: **Main** Annual Report Status: **Submitted**

Address1: **2121 W. Garvey Ave., N.** City: **West Covina** State: **CA** Zip: **91790**

GRADUATION AND EMPLOYMENT CHART

You must **SAVE** the G&E form to calculate totals

Cancel	<input checked="" type="checkbox"/> Complete		Save
Approved Program Title:	Surgical Technology		
Program Code:	166		
Credential:	AOS		
Report Date:	7/2024	Program Length in Months: ?	<input type="text" value="19"/>
Beginning Date:	12/2020	End Date:	11/2021
Is this chart for a satellite location? <input type="radio"/> Yes <input checked="" type="radio"/> No ?			
Is this chart for a program offered 100% via Distance Education? <input type="radio"/> Yes <input checked="" type="radio"/> No ?			

REPORTING PERIOD

Class Start Date (eg 01/21):	12/20	01/21	02/21	03/21	04/21	05/21	06/21	07/21	08/21	09/21	10/21	11/21	Total	%
Number Started:	0	0	0	0	0	0	0	0	0	0	0	0	0	
Transfers to Another Program/Cohort:	0	0	0	0	0	0	0	0	0	0	0	0	0	0%
Transfers from Another Program/Cohort:	0	0	0	0	0	0	0	0	0	0	0	0	0	0%
Total Starts (+/- Transfers):	0	0	0	0	0	0	0	0	0	0	0	0	0	
Unavailable for Graduation: ?	0	0	0	0	0	0	0	0	0	0	0	0	0	0%
Students Available For Graduation:	0	0	0	0	0	0	0	0	0	0	0	0	0	0%
Withdrawn/Terminated Students:	0	0	0	0	0	0	0	0	0	0	0	0	0	0%
Graduates within 150% Program Length:	0	0	0	0	0	0	0	0	0	0	0	0	0	0%

LICENSURE / CERTIFICATION EXAMINATION PASS RATES CHART

Licensure / Certification Name:														
1. Class Start Date:	12/20	01/21	02/21	03/21	04/21	05/21	06/21	07/21	08/21	09/21	10/21	11/21		
2. Number of Graduates:	0	0	0	0	0	0	0	0	0	0	0	0	0	
3. # of Graduates Taking Exam:	0	0	0	0	0	0	0	0	0	0	0	0	0	
4. # of Graduates Passing Exam:	0	0	0	0	0	0	0	0	0	0	0	0	0	
5. Percentage of Grads Passing Exam:	0	0	0	0	0	0	0	0	0	0	0	0	0	Avg.
Licensure / Certification Examination Agency Rate:	0	0	0	0	0	0	0	0	0	0	0	0	0	0
<div style="display: flex; justify-content: space-between; align-items: center;"> Cancel Save </div>														

Annual Report: **2024** School Number: **055368** School Name: **North-West College** Type: **Main** Annual Report Status: **Submitted**
 Address1: **2121 W. Garvey Ave., N.** City: **West Covina** State: **CA** Zip: **91790**

GRADUATION AND EMPLOYMENT CHART

You must SAVE the G&E form to calculate totals

Cancel
 Complete
Save

Approved Program Title:	Surgical Technology		
Program Code:	166		
Credential:	Diploma		
Report Date:	7/2024	Program Length in Months: ?	<input type="text" value="15"/>
Beginning Date:	6/2021	End Date:	5/2022

Is this chart for a satellite location? Yes No [?](#)

Is this chart for a program offered 100% via Distance Education? Yes No [?](#)

REPORTING PERIOD

Class Start Date (eg 01/21):	06/21	07/21	08/21	09/21	10/21	11/21	12/21	01/22	02/22	03/22	04/22	05/22	Total	%
Number Started:	0	0	12	0	0	0	0	0	0	0	0	0	12	
Transfers to Another Program/Cohort:	0	0	0	0	0	0	0	0	0	0	0	0	0	0%
Transfers from Another Program/Cohort:	0	0	0	0	0	0	0	0	0	0	0	0	0	0%
Total Starts (+/- Transfers):	0	0	12	0	0	0	0	0	0	0	0	0	12	
Unavailable for Graduation: ?	0	0	0	0	0	0	0	0	0	0	0	0	0	0%
Students Available For Graduation:	0	0	12	0	0	0	0	0	0	0	0	0	12	100%
Withdrawn/Terminated Students:	0	0	4	0	0	0	0	0	0	0	0	0	4	33%
Graduates within 150% Program Length:	0	0	8	0	0	0	0	0	0	0	0	0	8	67%

LICENSURE / CERTIFICATION EXAMINATION PASS RATES CHART

Licensure / Certification Name:														
1. Class Start Date:	06/21	07/21	08/21	09/21	10/21	11/21	12/21	01/22	02/22	03/22	04/22	05/22		
2. Number of Graduates:	0	0	8	0	0	0	0	0	0	0	0	0	8	
3. # of Graduates Taking Exam:	0	0	0	0	0	0	0	0	0	0	0	0	0	
4. # of Graduates Passing Exam:	0	0	0	0	0	0	0	0	0	0	0	0	0	
5. Percentage of Grads Passing Exam:	0	0	0	0	0	0	0	0	0	0	0	0	0	Avg.
Licensure / Certification Examination Agency Rate:	0	0	0	0	0	0	0	0	0	0	0	0	0	0
<div style="display: flex; justify-content: space-between; align-items: center;"> Cancel Save </div>														

Annual Report: **2024** School Number: **055368** School Name: **North-West College** Type: **Main** Annual Report Status: **Submitted**
 Address1: **2121 W. Garvey Ave., N.** City: **West Covina** State: **CA** Zip: **91790**

GRADUATION AND EMPLOYMENT CHART

You must SAVE the G&E form to calculate totals

Cancel
 Complete
Save



Approved Program Title:	Vocational Nurse		
Program Code:	1715		
Credential:	Diploma		
Report Date:	7/2024	Program Length in Months: ?	<input type="text" value="15"/>
Beginning Date:	6/2021	End Date:	5/2022

Is this chart for a satellite location? Yes No [?](#)

Is this chart for a program offered 100% via Distance Education? Yes No [?](#)

REPORTING PERIOD

Class Start Date (eg 01/21):	06/21	07/21	08/21	09/21	10/21	11/21	12/21	01/22	02/22	03/22	04/22	05/22	Total	%
Number Started:	0	41	0	0	0	0	0	42	0	0	52	3	138	
Transfers to Another Program/Cohort:	0	1	0	0	0	0	0	0	0	0	1	0	2	1%
Transfers from Another Program/Cohort:	0	0	0	0	0	0	0	0	0	0	0	0	0	0%
Total Starts (+/- Transfers):	0	40	0	0	0	0	0	42	0	0	51	3	136	
Unavailable for Graduation: ?	0	0	0	0	0	0	0	0	0	0	0	0	0	0%
Students Available For Graduation:	0	40	0	0	0	0	0	42	0	0	51	3	136	100%
Withdrawn/Terminated Students:	0	12	0	0	0	0	0	16	0	0	15	0	43	32%
Graduates within 150% Program Length:	0	28	0	0	0	0	0	26	0	0	36	3	93	68%

GRADUATION RATE	0%	70%	0%	0%	0%	0%	0%	0%	62%	0%	0%	71%	100%		68%
Graduates - Further Education: 	0	0	0	0	0	0	0	0	0	0	0	0	0	0	0%
Graduates - Unavailable for Employment: 	0	0	0	0	0	0	0	0	0	0	0	0	0	0	0%
Graduates - Available for Employment:	0	28	0	0	0	0	0	0	26	0	0	36	3	93	100%
Graduates - Employed in Field:	0	20	0	0	0	0	0	22	0	0	20	3	65	70%	
EMPLOYMENT RATE	0%	71%	0%	0%	0%	0%	0%	85%	0%	0%	56%	100%		70%	
Graduates - Unrelated Occupation:	0	0	0	0	0	0	0	0	0	0	0	0	0	0	0%
Graduates - Unemployed:	0	8	0	0	0	0	0	4	0	0	16	0	28	30%	
Graduates - Unknown:	0	0	0	0	0	0	0	0	0	0	0	0	0	0	0%
Non-Graduated Students Who Obtained Training Related Employment	0	0	0	0	0	0	0	1	0	0	0	0	1	1%	
Employment Rate with Non-Graduated Employed Students	0%	71%	0%	0%	0%	0%	0%	85%	0%	0%	56%	100%		70%	

LICENSURE / CERTIFICATION EXAMINATION PASS RATES CHART

Licensure / Certification Name:	BVNPT													
1. Class Start Date:	06/21	07/21	08/21	09/21	10/21	11/21	12/21	01/22	02/22	03/22	04/22	05/22		
2. Number of Graduates:	0	28	0	0	0	0	0	26	0	0	36	3	93	
3. # of Graduates Taking Exam:	0	27	0	0	0	0	0	25	0	0	33	2	87	
4. # of Graduates Passing Exam:	0	20	0	0	0	0	0	17	0	0	32	2	71	
5. Percentage of Grads Passing Exam:	0	74	0	0	0	0	0	68	0	0	97	100	82	Avg.
Licensure / Certification Examination Agency Rate:	0	0	0	0	0	0	0	0	0	0	0	0	0	0
<div style="display: flex; justify-content: space-between; align-items: center;"> Cancel Save </div>														