



Log Off

Timeout:
44.6 minutes

Annual Report

Programs

School Info

DMS

HELP ?

Annual Report: **2025**

School Number: **072473**

School Name: **North-West College**

Type: **Branch** Annual Report Status: **Submitted**

Address1: **511 N. Brookhurst St.**

City: **Anaheim** State: **CA**

Zip: **92801**



GRADUATION AND EMPLOYMENT CHART

You must SAVE the G&E form to calculate totals

Cancel		<input checked="" type="checkbox"/> Complete		Save	
Approved Program Title:	Dental Assistant				
Program Code:	106				
Credential:	Diploma				
Report Date:	7/2025	Program Length in Months:	<input type="text" value="9"/>		
Beginning Date:	3/2023	End Date:	<input type="text" value="2/2024"/>		
Is this chart for a satellite location? <input type="radio"/> Yes <input checked="" type="radio"/> No					
Is this chart for a program offered 100% via Distance Education? <input type="radio"/> Yes <input checked="" type="radio"/> No					

REPORTING PERIOD

Class Start Date (eg 01/21):	03/23	04/23	05/23	06/23	07/23	08/23	09/23	10/23	11/23	12/23	01/24	02/24	Total	%
Number Started:	1	0	3	0	3	2	2	2	2	1	1	1	18	
Transfers to Another Program/Cohort:	0	0	0	0	1	0	0	0	0	0	0	0	1	6%
Transfers from Another Program/Cohort:	0	0	0	0	0	0	0	0	0	0	0	0	0	0%
Total Starts (+/- Transfers):	1	0	3	0	2	2	2	2	2	1	1	1	17	
Unavailable for Graduation:	0	0	0	0	0	0	0	0	0	0	0	0	0	0%
Students Available For Graduation:	1	0	3	0	2	2	2	2	2	1	1	1	17	100%
Withdrawn/Terminated Students:	0	0	1	0	0	1	1	1	1	1	0	0	6	35%
Graduates within 150% Program Length:	1	0	2	0	2	1	1	1	1	0	1	1	11	65%

GRADUATION RATE	100%	0%	67%	0%	100%	50%	50%	50%	50%	0%	100%	100%		65%
Graduates - Further Education: 	0	0	0	0	0	0	1	0	0	0	0	0	1	9%
Graduates - Unavailable for Employment: 	0	0	0	0	0	0	0	0	0	0	0	0	0	0%
Graduates - Available for Employment:	1	0	2	0	2	1	0	1	1	0	1	1	10	91%
Graduates - Employed in Field:	1	0	1	0	2	1	0	1	1	0	1	1	9	82%
EMPLOYMENT RATE	100%	0%	50%	0%	100%	100%	0%	100%	100%	0%	100%	100%		90%
Graduates - Unrelated Occupation:	0	0	0	0	0	0	0	0	0	0	0	0	0	0%
Graduates - Unemployed:	0	0	1	0	0	0	0	0	0	0	0	0	1	10%
Graduates - Unknown:	0	0	0	0	0	0	0	0	0	0	0	0	0	0%
Non-Graduated Students Who Obtained Training Related Employment	0	0	0	0	0	0	0	0	0	0	0	0	0	0%
Employment Rate with Non-Graduated Employed Students	100%	0%	50%	0%	100%	100%	0%	100%	100%	0%	100%	100%		90%

LICENSURE / CERTIFICATION EXAMINATION PASS RATES CHART

Licensure / Certification Name:														
1. Class Start Date:	03/23	04/23	05/23	06/23	07/23	08/23	09/23	10/23	11/23	12/23	01/24	02/24		
2. Number of Graduates:	1	0	2	0	2	1	1	1	1	0	1	1	11	
3. # of Graduates Taking Exam:	0	0	0	0	0	0	0	0	0	0	0	0	0	
4. # of Graduates Passing Exam:	0	0	0	0	0	0	0	0	0	0	0	0	0	
5. Percentage of Grads Passing Exam:	0	0	0	0	0	0	0	0	0	0	0	0	0	Avg.
Licensure / Certification Examination Agency Rate:	0	0	0	0	0	0	0	0	0	0	0	0	0	0
<div style="display: flex; justify-content: space-between; align-items: center;"> Cancel Save </div>														



Log Off

Timeout:
45.0 minutes

Annual Report

Programs

School Info

DMS

HELP ?

Annual Report: **2025**

School Number: **072473**

School Name: **North-West College**

Type: **Branch** Annual Report Status: **Submitted**

Address1: **511 N. Brookhurst St.**

City: **Anaheim** State: **CA**

Zip: **92801**



GRADUATION AND EMPLOYMENT CHART

You must SAVE the G&E form to calculate totals

Cancel		<input checked="" type="checkbox"/> Complete		Save	
Approved Program Title:	Medical Assistant				
Program Code:	124				
Credential:	Diploma				
Report Date:	7/2025	Program Length in Months: ?	9		
Beginning Date:	3/2023	End Date:	2/2024		
Is this chart for a satellite location? <input type="radio"/> Yes <input checked="" type="radio"/> No ?					
Is this chart for a program offered 100% via Distance Education? <input type="radio"/> Yes <input checked="" type="radio"/> No ?					

REPORTING PERIOD

Class Start Date (eg 01/21):	03/23	04/23	05/23	06/23	07/23	08/23	09/23	10/23	11/23	12/23	01/24	02/24	Total	%
Number Started:	6	4	6	10	14	14	14	7	6	2	13	13	109	
Transfers to Another Program/Cohort:	0	0	0	0	0	0	0	0	0	0	0	0	0	0%
Transfers from Another Program/Cohort:	0	0	0	0	0	0	0	0	0	0	0	0	0	0%
Total Starts (+/- Transfers):	6	4	6	10	14	14	14	7	6	2	13	13	109	
Unavailable for Graduation: ?	0	0	0	0	0	0	0	0	0	0	0	0	0	0%
Students Available For Graduation:	6	4	6	10	14	14	14	7	6	2	13	13	109	100%
Withdrawn/Terminated Students:	1	1	4	4	5	4	3	3	2	1	4	8	40	37%
Graduates within 150% Program Length:	5	3	2	6	9	10	11	4	4	1	9	5	69	63%

GRADUATION RATE	83%	75%	33%	60%	64%	71%	79%	57%	67%	50%	69%	38%		63%
Graduates - Further Education: 	0	0	0	0	0	0	0	0	0	0	0	0	0	0
Graduates - Unavailable for Employment: 	0	0	0	0	0	0	0	0	0	0	0	0	0	0
Graduates - Available for Employment:	5	3	2	6	9	10	11	4	4	1	9	5	69	100%
Graduates - Employed in Field:	4	3	1	3	5	8	8	3	3	1	3	4	46	67%
EMPLOYMENT RATE	80%	100%	50%	50%	56%	80%	73%	75%	75%	100%	33%	80%		67%
Graduates - Unrelated Occupation:	0	0	0	0	0	0	0	0	0	0	0	0	0	0
Graduates - Unemployed:	1	0	1	3	4	2	3	1	1	0	6	1	23	33%
Graduates - Unknown:	0	0	0	0	0	0	0	0	0	0	0	0	0	0
Non-Graduated Students Who Obtained Training Related Employment	0	0	0	0	0	0	0	0	0	0	0	0	0	0%
Employment Rate with Non-Graduated Employed Students	80%	100%	50%	50%	56%	80%	73%	75%	75%	100%	33%	80%		67%

LICENSURE / CERTIFICATION EXAMINATION PASS RATES CHART

Licensure / Certification Name:														
1. Class Start Date:	03/23	04/23	05/23	06/23	07/23	08/23	09/23	10/23	11/23	12/23	01/24	02/24		
2. Number of Graduates:	5	3	2	6	9	10	11	4	4	1	9	5	69	
3. # of Graduates Taking Exam:	0	0	0	0	0	0	0	0	0	0	0	0	0	
4. # of Graduates Passing Exam:	0	0	0	0	0	0	0	0	0	0	0	0	0	
5. Percentage of Grads Passing Exam:	0	0	0	0	0	0	0	0	0	0	0	0	0	Avg.
Licensure / Certification Examination Agency Rate:	0	0	0	0	0	0	0	0	0	0	0	0	0	0
<div style="display: flex; justify-content: space-between; align-items: center;"> Cancel Save </div>														



Log Off

Timeout:
45.0 minutes

Annual Report

Programs

School Info

DMS

HELP ?

Annual Report: **2025**

School Number: **072473**

School Name: **North-West College**

Type: **Branch** Annual Report Status: **Submitted**

Address1: **511 N. Brookhurst St.**

City: **Anaheim** State: **CA**

Zip: **92801**



GRADUATION AND EMPLOYMENT CHART

You must SAVE the G&E form to calculate totals

Cancel		<input checked="" type="checkbox"/> Complete		Save	
Approved Program Title:	Medical Insurance Biller and Coder				
Program Code:	128				
Credential:	Diploma				
Report Date:	7/2025	Program Length in Months: ?	9		
Beginning Date:	3/2023	End Date:	2/2024		
Is this chart for a satellite location? <input type="radio"/> Yes <input checked="" type="radio"/> No ?					
Is this chart for a program offered 100% via Distance Education? <input type="radio"/> Yes <input checked="" type="radio"/> No ?					

REPORTING PERIOD

Class Start Date (eg 01/21):	03/23	04/23	05/23	06/23	07/23	08/23	09/23	10/23	11/23	12/23	01/24	02/24	Total	%
Number Started:	1	1	4	5	4	5	1	1	0	3	5	4	34	
Transfers to Another Program/Cohort:	0	0	0	0	0	0	0	0	0	0	0	0	0	0%
Transfers from Another Program/Cohort:	0	0	0	0	0	0	0	0	0	0	0	0	0	0%
Total Starts (+/- Transfers):	1	1	4	5	4	5	1	1	0	3	5	4	34	
Unavailable for Graduation: ?	0	0	0	0	0	0	0	0	0	0	0	0	0	0%
Students Available For Graduation:	1	1	4	5	4	5	1	1	0	3	5	4	34	100%
Withdrawn/Terminated Students:	0	0	2	1	3	0	0	0	0	0	3	1	10	29%
Graduates within 150% Program Length:	1	1	2	4	1	5	1	1	0	3	2	3	24	71%

GRADUATION RATE	100%	100%	50%	80%	25%	100%	100%	100%	0%	100%	40%	75%		71%
Graduates - Further Education: 	0	0	0	0	0	0	0	0	0	0	0	0	0	0%
Graduates - Unavailable for Employment: 	0	0	0	0	0	0	0	0	0	0	0	0	0	0%
Graduates - Available for Employment:	1	1	2	4	1	5	1	1	0	3	2	3	24	100%
Graduates - Employed in Field:	1	1	1	4	0	1	1	1	0	3	2	2	17	71%
EMPLOYMENT RATE	100%	100%	50%	100%	0%	20%	100%	100%	0%	100%	100%	67%		71%
Graduates - Unrelated Occupation:	0	0	0	0	0	0	0	0	0	0	0	0	0	0%
Graduates - Unemployed:	0	0	1	0	1	4	0	0	0	0	0	1	7	29%
Graduates - Unknown:	0	0	0	0	0	0	0	0	0	0	0	0	0	0%
Non-Graduated Students Who Obtained Training Related Employment	0	0	0	0	0	0	0	0	0	0	0	0	0	0%
Employment Rate with Non-Graduated Employed Students	100%	100%	50%	100%	0%	20%	100%	100%	0%	100%	100%	67%		71%

LICENSURE / CERTIFICATION EXAMINATION PASS RATES CHART

Licensure / Certification Name:														
1. Class Start Date:	03/23	04/23	05/23	06/23	07/23	08/23	09/23	10/23	11/23	12/23	01/24	02/24		
2. Number of Graduates:	1	1	2	4	1	5	1	1	0	3	2	3	24	
3. # of Graduates Taking Exam:	0	0	0	0	0	0	0	0	0	0	0	0	0	
4. # of Graduates Passing Exam:	0	0	0	0	0	0	0	0	0	0	0	0	0	
5. Percentage of Grads Passing Exam:	0	0	0	0	0	0	0	0	0	0	0	0	0	Avg.
Licensure / Certification Examination Agency Rate:	0	0	0	0	0	0	0	0	0	0	0	0	0	0
<div style="display: flex; justify-content: space-between; align-items: center;"> Cancel Save </div>														



Log Off

Timeout:
44.9 minutes

Annual Report

Programs

School Info

DMS

HELP ?

Annual Report: **2025**

School Number: **072473**

School Name: **North-West College**

Type: **Branch** Annual Report Status: **Submitted**

Address1: **511 N. Brookhurst St.**

City: **Anaheim** State: **CA**

Zip: **92801**



GRADUATION AND EMPLOYMENT CHART

You must SAVE the G&E form to calculate totals

Cancel		<input checked="" type="checkbox"/> Complete		Save	
Approved Program Title:	Massage Therapy				
Program Code:	310				
Credential:	Diploma				
Report Date:	7/2025	Program Length in Months: ?	9		
Beginning Date:	3/2023	End Date:	2/2024		
Is this chart for a satellite location? <input type="radio"/> Yes <input checked="" type="radio"/> No ?					
Is this chart for a program offered 100% via Distance Education? <input type="radio"/> Yes <input checked="" type="radio"/> No ?					

REPORTING PERIOD

Class Start Date (eg 01/21):	03/23	04/23	05/23	06/23	07/23	08/23	09/23	10/23	11/23	12/23	01/24	02/24	Total	%
Number Started:	1	1	2	0	0	0	1	2	1	0	2	0	10	
Transfers to Another Program/Cohort:	0	0	0	0	0	0	0	0	0	0	0	0	0	0%
Transfers from Another Program/Cohort:	0	0	0	0	0	0	0	0	0	0	0	0	0	0%
Total Starts (+/- Transfers):	1	1	2	0	0	0	1	2	1	0	2	0	10	
Unavailable for Graduation: ?	0	0	0	0	0	0	0	0	0	0	0	0	0	0%
Students Available For Graduation:	1	1	2	0	0	0	1	2	1	0	2	0	10	100%
Withdrawn/Terminated Students:	0	0	2	0	0	0	0	0	0	0	0	0	2	20%
Graduates within 150% Program Length:	1	1	0	0	0	0	1	2	1	0	2	0	8	80%

GRADUATION RATE	100%	100%	0%	0%	0%	0%	100%	100%	100%	0%	100%	0%		80%
Graduates - Further Education: 	0	0	0	0	0	0	0	0	0	0	0	0	0	0
Graduates - Unavailable for Employment: 	0	0	0	0	0	0	0	0	0	0	0	0	0	0
Graduates - Available for Employment:	1	1	0	0	0	0	1	2	1	0	2	0	8	100%
Graduates - Employed in Field:	1	0	0	0	0	0	1	1	0	0	2	0	5	63%
EMPLOYMENT RATE	100%	0%	0%	0%	0%	0%	100%	50%	0%	0%	100%	0%		63%
Graduates - Unrelated Occupation:	0	0	0	0	0	0	0	0	0	0	0	0	0	0%
Graduates - Unemployed:	0	1	0	0	0	0	0	1	1	0	0	0	3	38%
Graduates - Unknown:	0	0	0	0	0	0	0	0	0	0	0	0	0	0%
Non-Graduated Students Who Obtained Training Related Employment	0	0	0	0	0	0	0	0	0	0	0	0	0	0%
Employment Rate with Non-Graduated Employed Students	100%	0%	0%	0%	0%	0%	100%	50%	0%	0%	100%	0%		63%

LICENSURE / CERTIFICATION EXAMINATION PASS RATES CHART

Licensure / Certification Name:														
1. Class Start Date:	03/23	04/23	05/23	06/23	07/23	08/23	09/23	10/23	11/23	12/23	01/24	02/24		
2. Number of Graduates:	1	1	0	0	0	0	1	2	1	0	2	0	8	
3. # of Graduates Taking Exam:	0	0	0	0	0	0	0	0	0	0	0	0	0	
4. # of Graduates Passing Exam:	0	0	0	0	0	0	0	0	0	0	0	0	0	
5. Percentage of Grads Passing Exam:	0	0	0	0	0	0	0	0	0	0	0	0	0	Avg.
Licensure / Certification Examination Agency Rate:	0	0	0	0	0	0	0	0	0	0	0	0	0	0
<div style="display: flex; justify-content: space-between; align-items: center;"> Cancel Save </div>														



Log Off

Timeout:
44.9 minutes

Annual Report

Programs

School Info

DMS

HELP ?

Annual Report: **2025**

School Number: **072473**

School Name: **North-West College**

Type: **Branch** Annual Report Status: **Submitted**

Address1: **511 N. Brookhurst St.**

City: **Anaheim** State: **CA**

Zip: **92801**



GRADUATION AND EMPLOYMENT CHART

You must SAVE the G&E form to calculate totals

Cancel		<input checked="" type="checkbox"/> Complete		Save	
Approved Program Title:	Pharmacy Technician				
Program Code:	146				
Credential:	Diploma				
Report Date:	7/2025	Program Length in Months: ?	<input type="text" value="9"/>		
Beginning Date:	3/2023	End Date:	<input type="text" value="2/2024"/>		
Is this chart for a satellite location? <input type="radio"/> Yes <input checked="" type="radio"/> No ?					
Is this chart for a program offered 100% via Distance Education? <input type="radio"/> Yes <input checked="" type="radio"/> No ?					

REPORTING PERIOD

Class Start Date (eg 01/21):	03/23	04/23	05/23	06/23	07/23	08/23	09/23	10/23	11/23	12/23	01/24	02/24	Total	%
Number Started:	3	5	3	1	0	4	2	1	0	0	5	1	25	
Transfers to Another Program/Cohort:	0	0	2	0	0	0	0	0	0	0	0	0	2	8%
Transfers from Another Program/Cohort:	0	0	0	0	0	0	0	0	0	0	0	0	0	0%
Total Starts (+/- Transfers):	3	5	1	1	0	4	2	1	0	0	5	1	23	
Unavailable for Graduation: ?	0	0	0	0	0	0	0	0	0	0	0	0	0	0%
Students Available For Graduation:	3	5	1	1	0	4	2	1	0	0	5	1	23	100%
Withdrawn/Terminated Students:	0	1	0	0	0	1	1	0	0	0	2	0	5	22%
Graduates within 150% Program Length:	3	4	1	1	0	3	1	1	0	0	3	1	18	78%

GRADUATION RATE	100%	80%	100%	100%	0%	75%	50%	100%	0%	0%	60%	100%		78%
Graduates - Further Education: 	0	0	0	0	0	0	0	0	0	0	0	0	0	0
Graduates - Unavailable for Employment: 	0	0	0	0	0	0	0	0	0	0	0	0	0	0
Graduates - Available for Employment:	3	4	1	1	0	3	1	1	0	0	3	1	18	100%
Graduates - Employed in Field:	2	4	1	1	0	3	1	1	0	0	2	1	16	89%
EMPLOYMENT RATE	67%	100%	100%	100%	0%	100%	100%	100%	0%	0%	67%	100%		89%
Graduates - Unrelated Occupation:	0	0	0	0	0	0	0	0	0	0	0	0	0	0
Graduates - Unemployed:	1	0	0	0	0	0	0	0	0	0	1	0	2	11%
Graduates - Unknown:	0	0	0	0	0	0	0	0	0	0	0	0	0	0
Non-Graduated Students Who Obtained Training Related Employment	0	0	0	0	0	0	0	0	0	0	0	0	0	0
Employment Rate with Non-Graduated Employed Students	67%	100%	100%	100%	0%	100%	100%	100%	0%	0%	67%	100%		89%

LICENSURE / CERTIFICATION EXAMINATION PASS RATES CHART

Licensure / Certification Name:														
1. Class Start Date:	03/23	04/23	05/23	06/23	07/23	08/23	09/23	10/23	11/23	12/23	01/24	02/24		
2. Number of Graduates:	3	4	1	1	0	3	1	1	0	0	3	1	18	
3. # of Graduates Taking Exam:	0	0	0	0	0	0	0	0	0	0	0	0	0	
4. # of Graduates Passing Exam:	0	0	0	0	0	0	0	0	0	0	0	0	0	
5. Percentage of Grads Passing Exam:	0	0	0	0	0	0	0	0	0	0	0	0	0	Avg.
Licensure / Certification Examination Agency Rate:	0	0	0	0	0	0	0	0	0	0	0	0	0	0
<div style="display: flex; justify-content: space-between; align-items: center;"> Cancel Save </div>														



Log Off

Timeout:
44.9 minutes

Annual Report

Programs

School Info

DMS

HELP ?

Annual Report: **2025**

School Number: **072473**

School Name: **North-West College**

Type: **Branch** Annual Report Status: **Submitted**

Address1: **511 N. Brookhurst St.**

City: **Anaheim** State: **CA**

Zip: **92801**



GRADUATION AND EMPLOYMENT CHART

You must SAVE the G&E form to calculate totals

Cancel		<input checked="" type="checkbox"/> Complete		Save	
Approved Program Title:	Diagnostic Medical Sonographer				
Program Code:	164				
Credential:	Diploma				
Report Date:	7/2025	Program Length in Months:	<input type="text" value="19"/>		
Beginning Date:	12/2021	End Date:	<input type="text" value="11/2022"/>		
Is this chart for a satellite location? <input type="radio"/> Yes <input checked="" type="radio"/> No					
Is this chart for a program offered 100% via Distance Education? <input type="radio"/> Yes <input checked="" type="radio"/> No					

REPORTING PERIOD

Class Start Date (eg 01/21):	12/21	01/22	02/22	03/22	04/22	05/22	06/22	07/22	08/22	09/22	10/22	11/22	Total	%
Number Started:	0	11	0	0	0	11	0	0	15	0	0	15	52	
Transfers to Another Program/Cohort:	0	0	0	0	0	0	0	0	0	0	0	0	0	0%
Transfers from Another Program/Cohort:	0	0	0	0	0	0	0	0	0	0	0	0	0	0%
Total Starts (+/- Transfers):	0	11	0	0	0	11	0	0	15	0	0	15	52	
Unavailable for Graduation:	0	0	0	0	0	0	0	0	0	0	0	0	0	0%
Students Available For Graduation:	0	11	0	0	0	11	0	0	15	0	0	15	52	100%
Withdrawn/Terminated Students:	0	5	0	0	0	8	0	0	8	0	0	10	31	60%
Graduates within 150% Program Length:	0	6	0	0	0	3	0	0	7	0	0	5	21	40%

GRADUATION RATE	0%	55%	0%	0%	0%	27%	0%	0%	47%	0%	0%	33%		40%
Graduates - Further Education: 	0	0	0	0	0	0	0	0	0	0	0	1	1	5%
Graduates - Unavailable for Employment: 	0	0	0	0	0	0	0	0	0	0	0	0	0	0%
Graduates - Available for Employment:	0	6	0	0	0	3	0	0	7	0	0	4	20	95%
Graduates - Employed in Field:	0	2	0	0	0	3	0	0	6	0	0	3	14	67%
EMPLOYMENT RATE	0%	33%	0%	0%	0%	100%	0%	0%	86%	0%	0%	75%		70%
Graduates - Unrelated Occupation:	0	0	0	0	0	0	0	0	0	0	0	0	0	0%
Graduates - Unemployed:	0	4	0	0	0	0	0	0	1	0	0	1	6	30%
Graduates - Unknown:	0	0	0	0	0	0	0	0	0	0	0	0	0	0%
Non-Graduated Students Who Obtained Training Related Employment	0	0	0	0	0	0	0	0	0	0	0	0	0	0%
Employment Rate with Non-Graduated Employed Students	0%	33%	0%	0%	0%	100%	0%	0%	86%	0%	0%	75%		70%

LICENSURE / CERTIFICATION EXAMINATION PASS RATES CHART

Licensure / Certification Name:														
1. Class Start Date:	12/21	01/22	02/22	03/22	04/22	05/22	06/22	07/22	08/22	09/22	10/22	11/22		
2. Number of Graduates:	0	6	0	0	0	3	0	0	7	0	0	5	21	
3. # of Graduates Taking Exam:	0	0	0	0	0	0	0	0	0	0	0	0	0	
4. # of Graduates Passing Exam:	0	0	0	0	0	0	0	0	0	0	0	0	0	
5. Percentage of Grads Passing Exam:	0	0	0	0	0	0	0	0	0	0	0	0	0	Avg.
Licensure / Certification Examination Agency Rate:	0	0	0	0	0	0	0	0	0	0	0	0	0	0
<div style="display: flex; justify-content: space-between; align-items: center;"> Cancel Save </div>														



Log Off

Timeout:
44.9 minutes

Annual Report

Programs

School Info

DMS

HELP ?

Annual Report: **2025**

School Number: **072473**

School Name: **North-West College**

Type: **Branch** Annual Report Status: **Submitted**

Address1: **511 N. Brookhurst St.**

City: **Anaheim** State: **CA**

Zip: **92801**



GRADUATION AND EMPLOYMENT CHART

You must SAVE the G&E form to calculate totals

Cancel		<input checked="" type="checkbox"/> Complete		Save	
Approved Program Title:	Surgical Technology				
Program Code:	166				
Credential:	AOS				
Report Date:	7/2025	Program Length in Months: ?	19		
Beginning Date:	12/2021	End Date:	11/2022		
Is this chart for a satellite location? <input type="radio"/> Yes <input checked="" type="radio"/> No ?					
Is this chart for a program offered 100% via Distance Education? <input type="radio"/> Yes <input checked="" type="radio"/> No ?					

REPORTING PERIOD

Class Start Date (eg 01/21):	12/21	01/22	02/22	03/22	04/22	05/22	06/22	07/22	08/22	09/22	10/22	11/22	Total	%
Number Started:	0	0	10	0	0	0	12	0	0	0	7	1	30	
Transfers to Another Program/Cohort:	0	0	0	0	0	0	0	0	0	0	0	0	0	0%
Transfers from Another Program/Cohort:	0	0	0	0	0	0	0	0	0	0	0	0	0	0%
Total Starts (+/- Transfers):	0	0	10	0	0	0	12	0	0	0	7	1	30	
Unavailable for Graduation: ?	0	0	0	0	0	0	0	0	0	0	0	0	0	0%
Students Available For Graduation:	0	0	10	0	0	0	12	0	0	0	7	1	30	100%
Withdrawn/Terminated Students:	0	0	2	0	0	0	8	0	0	0	2	0	12	40%
Graduates within 150% Program Length:	0	0	8	0	0	0	4	0	0	0	5	1	18	60%

GRADUATION RATE	0%	0%	80%	0%	0%	0%	33%	0%	0%	0%	71%	100%		60%
Graduates - Further Education: 	0	0	0	0	0	0	0	0	0	0	0	0	0	0
Graduates - Unavailable for Employment: 	0	0	0	0	0	0	0	0	0	0	0	0	0	0
Graduates - Available for Employment:	0	0	8	0	0	0	4	0	0	0	5	1	18	100%
Graduates - Employed in Field:	0	0	7	0	0	0	3	0	0	0	3	1	14	78%
EMPLOYMENT RATE	0%	0%	88%	0%	0%	0%	75%	0%	0%	0%	60%	100%		78%
Graduates - Unrelated Occupation:	0	0	0	0	0	0	0	0	0	0	0	0	0	0
Graduates - Unemployed:	0	0	1	0	0	0	1	0	0	0	2	0	4	22%
Graduates - Unknown:	0	0	0	0	0	0	0	0	0	0	0	0	0	0
Non-Graduated Students Who Obtained Training Related Employment	0	0	0	0	0	0	0	0	0	0	0	0	0	0
Employment Rate with Non-Graduated Employed Students	0%	0%	88%	0%	0%	0%	75%	0%	0%	0%	60%	100%		78%

LICENSURE / CERTIFICATION EXAMINATION PASS RATES CHART

Licensure / Certification Name:														
1. Class Start Date:	12/21	01/22	02/22	03/22	04/22	05/22	06/22	07/22	08/22	09/22	10/22	11/22		
2. Number of Graduates:	0	0	8	0	0	0	4	0	0	0	5	1	18	
3. # of Graduates Taking Exam:	0	0	0	0	0	0	0	0	0	0	0	0	0	
4. # of Graduates Passing Exam:	0	0	0	0	0	0	0	0	0	0	0	0	0	
5. Percentage of Grads Passing Exam:	0	0	0	0	0	0	0	0	0	0	0	0	0	Avg.
Licensure / Certification Examination Agency Rate:	0	0	0	0	0	0	0	0	0	0	0	0	0	0
<div style="display: flex; justify-content: space-between; align-items: center;"> Cancel Save </div>														

LICENSURE / CERTIFICATION EXAMINATION PASS RATES CHART

Licensure / Certification Name:														
1. Class Start Date:	06/22	07/22	08/22	09/22	10/22	11/22	12/22	01/23	02/23	03/23	04/23	05/23		
2. Number of Graduates:	0	0	0	0	0	0	0	0	0	0	0	0	0	
3. # of Graduates Taking Exam:	0	0	0	0	0	0	0	0	0	0	0	0	0	
4. # of Graduates Passing Exam:	0	0	0	0	0	0	0	0	0	0	0	0	0	
5. Percentage of Grads Passing Exam:	0	0	0	0	0	0	0	0	0	0	0	0	0	Avg.
Licensure / Certification Examination Agency Rate:	0	0	0	0	0	0	0	0	0	0	0	0	0	0
<div style="display: flex; justify-content: space-between; align-items: center;"> Cancel Save </div>														



Log Off

Timeout:
45.0 minutes

Annual Report

Programs

School Info

DMS

HELP ?

Annual Report: **2025**

School Number: **072473**

School Name: **North-West College**

Type: **Branch** Annual Report Status: **Submitted**

Address1: **511 N. Brookhurst St.**

City: **Anaheim** State: **CA**

Zip: **92801**



GRADUATION AND EMPLOYMENT CHART

You must SAVE the G&E form to calculate totals

Cancel		<input checked="" type="checkbox"/> Complete		Save	
Approved Program Title:	Vocational Nurse				
Program Code:	1715				
Credential:	Diploma				
Report Date:	7/2025	Program Length in Months: ?	15		
Beginning Date:	6/2022	End Date:	5/2023		
Is this chart for a satellite location? <input type="radio"/> Yes <input checked="" type="radio"/> No ?					
Is this chart for a program offered 100% via Distance Education? <input type="radio"/> Yes <input checked="" type="radio"/> No ?					

REPORTING PERIOD

Class Start Date (eg 01/21):	06/22	07/22	08/22	09/22	10/22	11/22	12/22	01/23	02/23	03/23	04/23	05/23	Total	%
Number Started:	20	1	0	31	0	0	0	0	18	10	2	0	82	
Transfers to Another Program/Cohort:	0	0	0	0	0	0	0	0	0	0	0	0	0	0%
Transfers from Another Program/Cohort:	0	0	0	0	0	0	0	0	0	0	0	0	0	0%
Total Starts (+/- Transfers):	20	1	0	31	0	0	0	0	18	10	2	0	82	
Unavailable for Graduation: ?	0	0	0	0	0	0	0	0	0	0	0	0	0	0%
Students Available For Graduation:	20	1	0	31	0	0	0	0	18	10	2	0	82	100%
Withdrawn/Terminated Students:	13	0	0	13	0	0	0	0	13	6	2	0	47	57%
Graduates within 150% Program Length:	7	1	0	18	0	0	0	0	5	4	0	0	35	43%

GRADUATION RATE	35%	100%	0%	58%	0%	0%	0%	0%	28%	40%	0%	0%		43%
Graduates - Further Education: 	0	0	0	0	0	0	0	0	0	0	0	0	0	0%
Graduates - Unavailable for Employment: 	0	0	0	0	0	0	0	0	0	0	0	0	0	0%
Graduates - Available for Employment:	7	1	0	18	0	0	0	0	5	4	0	0	35	100%
Graduates - Employed in Field:	7	0	0	11	0	0	0	0	4	3	0	0	25	71%
EMPLOYMENT RATE	100%	0%	0%	61%	0%	0%	0%	0%	80%	75%	0%	0%		71%
Graduates - Unrelated Occupation:	0	0	0	0	0	0	0	0	0	0	0	0	0	0%
Graduates - Unemployed:	0	1	0	7	0	0	0	0	1	1	0	0	10	29%
Graduates - Unknown:	0	0	0	0	0	0	0	0	0	0	0	0	0	0%
Non-Graduated Students Who Obtained Training Related Employment	0	0	0	0	0	0	0	0	0	0	0	0	0	0%
Employment Rate with Non-Graduated Employed Students	100%	0%	0%	61%	0%	0%	0%	0%	80%	75%	0%	0%		71%

LICENSURE / CERTIFICATION EXAMINATION PASS RATES CHART

Licensure / Certification Name:	BVNPT													
1. Class Start Date:	06/22	07/22	08/22	09/22	10/22	11/22	12/22	01/23	02/23	03/23	04/23	05/23		
2. Number of Graduates:	7	1	0	18	0	0	0	0	5	4	0	0	35	
3. # of Graduates Taking Exam:	6	0	0	17	0	0	0	0	5	3	0	0	31	
4. # of Graduates Passing Exam:	6	0	0	14	0	0	0	0	5	3	0	0	28	
5. Percentage of Grads Passing Exam:	100	0	0	82	0	0	0	0	100	100	0	0	90	Avg.
Licensure / Certification Examination Agency Rate:	0	0	0	0	0	0	0	0	0	0	0	0	0	0
Cancel											Save			