



Log Off

Timeout:
45.0 minutes

Annual Report

Programs

School Info

DMS

HELP ?

Annual Report: **2025** School Number: **000558** School Name: **North-West College** Type: **Branch** Annual Report Status: **Submitted**

Address1: **221 N. Brand Blvd.** City: **Glendale** State: **CA** Zip: **91203**



GRADUATION AND EMPLOYMENT CHART

You must SAVE the G&E form to calculate totals

Cancel		<input checked="" type="checkbox"/> Complete		Save	
Approved Program Title:	Dental Assistant				
Program Code:	106				
Credential:	Diploma				
Report Date:	7/2025	Program Length in Months:	<input type="text" value="9"/>		
Beginning Date:	3/2023	End Date:	<input type="text" value="2/2024"/>		
Is this chart for a satellite location? <input type="radio"/> Yes <input checked="" type="radio"/> No					
Is this chart for a program offered 100% via Distance Education? <input type="radio"/> Yes <input checked="" type="radio"/> No					

REPORTING PERIOD

Class Start Date (eg 01/21):	03/23	04/23	05/23	06/23	07/23	08/23	09/23	10/23	11/23	12/23	01/24	02/24	Total	%
Number Started:	2	2	1	2	1	1	1	0	1	1	1	0	13	
Transfers to Another Program/Cohort:	0	0	0	0	0	0	0	0	0	0	0	0	0	0%
Transfers from Another Program/Cohort:	0	0	0	0	0	0	0	0	0	0	0	0	0	0%
Total Starts (+/- Transfers):	2	2	1	2	1	1	1	0	1	1	1	0	13	
Unavailable for Graduation:	0	0	0	0	0	0	0	0	0	0	0	0	0	0%
Students Available For Graduation:	2	2	1	2	1	1	1	0	1	1	1	0	13	100%
Withdrawn/Terminated Students:	1	1	0	0	0	0	0	0	1	0	1	0	4	31%
Graduates within 150% Program Length:	1	1	1	2	1	1	1	0	0	1	0	0	9	69%

GRADUATION RATE	50%	50%	100%	100%	100%	100%	100%	100%	0%	0%	100%	0%	0%	69%
Graduates - Further Education: 	0	0	0	0	0	0	0	0	0	0	0	0	0	0
Graduates - Unavailable for Employment: 	0	0	0	0	0	0	0	0	0	0	0	0	0	0
Graduates - Available for Employment:	1	1	1	2	1	1	1	0	0	1	0	0	0	9
Graduates - Employed in Field:	1	1	0	2	0	1	1	0	0	1	0	0	0	7
EMPLOYMENT RATE	100%	100%	0%	100%	0%	100%	100%	0%	0%	100%	0%	0%		78%
Graduates - Unrelated Occupation:	0	0	0	0	0	0	0	0	0	0	0	0	0	0
Graduates - Unemployed:	0	0	1	0	1	0	0	0	0	0	0	0	0	2
Graduates - Unknown:	0	0	0	0	0	0	0	0	0	0	0	0	0	0
Non-Graduated Students Who Obtained Training Related Employment	0	0	0	0	0	0	0	0	0	0	0	0	0	0
Employment Rate with Non-Graduated Employed Students	100%	100%	0%	100%	0%	100%	100%	0%	0%	100%	0%	0%		78%

LICENSURE / CERTIFICATION EXAMINATION PASS RATES CHART

Licensure / Certification Name:															
1. Class Start Date:	03/23	04/23	05/23	06/23	07/23	08/23	09/23	10/23	11/23	12/23	01/24	02/24			
2. Number of Graduates:	1	1	1	2	1	1	1	0	0	1	0	0	9		
3. # of Graduates Taking Exam:	0	0	0	0	0	0	0	0	0	0	0	0	0		
4. # of Graduates Passing Exam:	0	0	0	0	0	0	0	0	0	0	0	0	0		
5. Percentage of Grads Passing Exam:	0	0	0	0	0	0	0	0	0	0	0	0	0	Avg.	
Licensure / Certification Examination Agency Rate:	0	0	0	0	0	0	0	0	0	0	0	0	0	0	
Cancel														Save	

Annual Report: **2025** School Number: **000558** School Name: **North-West College** Type: **Branch** Annual Report Status: **Submitted**

Address1: **221 N. Brand Blvd.** City: **Glendale** State: **CA** Zip: **91203**



GRADUATION AND EMPLOYMENT CHART

You must SAVE the G&E form to calculate totals

Cancel	<input checked="" type="checkbox"/> Complete				Save
Approved Program Title:	Medical Assistant				
Program Code:	124				
Credential:	Diploma				
Report Date:	7/2025	Program Length in Months:	9		
Beginning Date:	3/2023	End Date:	2/2024		
Is this chart for a satellite location? <input type="radio"/> Yes <input checked="" type="radio"/> No					
Is this chart for a program offered 100% via Distance Education? <input type="radio"/> Yes <input checked="" type="radio"/> No					

REPORTING PERIOD

Class Start Date (eg 01/21):	03/23	04/23	05/23	06/23	07/23	08/23	09/23	10/23	11/23	12/23	01/24	02/24	Total	%
Number Started:	4	2	4	3	4	0	3	4	2	0	4	4	34	
Transfers to Another Program/Cohort:	0	0	0	0	0	0	0	0	0	0	0	0	0	0%
Transfers from Another Program/Cohort:	0	0	0	0	0	0	0	0	0	0	0	0	0	0%
Total Starts (+/- Transfers):	4	2	4	3	4	0	3	4	2	0	4	4	34	
Unavailable for Graduation:	0	0	0	0	0	0	0	0	0	0	0	0	0	0%
Students Available For Graduation:	4	2	4	3	4	0	3	4	2	0	4	4	34	100%
Withdrawn/Terminated Students:	1	1	0	2	1	0	2	0	1	0	2	1	11	32%
Graduates within 150% Program Length:	3	1	4	1	3	0	1	4	1	0	2	3	23	68%

GRADUATION RATE	75%	50%	100%	33%	75%	0%	33%	100%	50%	0%	50%	75%		68%
Graduates - Further Education: 	0	0	0	0	0	0	0	0	0	0	0	0	0	0%
Graduates - Unavailable for Employment: 	0	0	0	0	0	0	0	0	0	0	0	0	0	0%
Graduates - Available for Employment:	3	1	4	1	3	0	1	4	1	0	2	3	23	100%
Graduates - Employed in Field:	3	1	3	1	3	0	0	1	1	0	2	3	18	78%
EMPLOYMENT RATE	100%	100%	75%	100%	100%	0%	0%	25%	100%	0%	100%	100%		78%
Graduates - Unrelated Occupation:	0	0	0	0	0	0	0	0	0	0	0	0	0	0%
Graduates - Unemployed:	0	0	1	0	0	0	1	3	0	0	0	0	5	22%
Graduates - Unknown:	0	0	0	0	0	0	0	0	0	0	0	0	0	0%
Non-Graduated Students Who Obtained Training Related Employment	0	0	0	0	0	0	0	0	0	0	0	0	0	0%
Employment Rate with Non-Graduated Employed Students	100%	100%	75%	100%	100%	0%	0%	25%	100%	0%	100%	100%		78%

LICENSURE / CERTIFICATION EXAMINATION PASS RATES CHART

Licensure / Certification Name:														
1. Class Start Date:	03/23	04/23	05/23	06/23	07/23	08/23	09/23	10/23	11/23	12/23	01/24	02/24		
2. Number of Graduates:	3	1	4	1	3	0	1	4	1	0	2	3	23	
3. # of Graduates Taking Exam:	0	0	0	0	0	0	0	0	0	0	0	0	0	
4. # of Graduates Passing Exam:	0	0	0	0	0	0	0	0	0	0	0	0	0	
5. Percentage of Grads Passing Exam:	0	0	0	0	0	0	0	0	0	0	0	0	0	Avg.
Licensure / Certification Examination Agency Rate:	0	0	0	0	0	0	0	0	0	0	0	0	0	0
<div style="display: flex; justify-content: space-between; align-items: center;"> Cancel Save </div>														

Annual Report: **2025** School Number: **000558** School Name: **North-West College** Type: **Branch** Annual Report Status: **Submitted**

Address1: **221 N. Brand Blvd.** City: **Glendale** State: **CA** Zip: **91203**



GRADUATION AND EMPLOYMENT CHART

You must **SAVE** the G&E form to calculate totals

Cancel	<input checked="" type="checkbox"/> Complete				Save
Approved Program Title:	Medical Insurance Biller and Coder				
Program Code:	130				
Credential:	Diploma				
Report Date:	7/2025	Program Length in Months:	9		
Beginning Date:	3/2023	End Date:	2/2024		
Is this chart for a satellite location? <input type="radio"/> Yes <input checked="" type="radio"/> No					
Is this chart for a program offered 100% via Distance Education? <input type="radio"/> Yes <input checked="" type="radio"/> No					

REPORTING PERIOD

Class Start Date (eg 01/21):	03/23	04/23	05/23	06/23	07/23	08/23	09/23	10/23	11/23	12/23	01/24	02/24	Total	%
Number Started:	0	0	1	1	0	2	1	2	0	0	2	4	13	
Transfers to Another Program/Cohort:	0	0	0	0	0	0	0	0	0	0	1	0	1	8%
Transfers from Another Program/Cohort:	0	0	0	0	0	0	0	0	0	0	0	0	0	0%
Total Starts (+/- Transfers):	0	0	1	1	0	2	1	2	0	0	1	4	12	
Unavailable for Graduation:	0	0	0	0	0	0	0	0	0	0	0	0	0	0%
Students Available For Graduation:	0	0	1	1	0	2	1	2	0	0	1	4	12	100%
Withdrawn/Terminated Students:	0	0	0	0	0	0	1	2	0	0	0	2	5	42%
Graduates within 150% Program Length:	0	0	1	1	0	2	0	0	0	0	1	2	7	58%

GRADUATION RATE	0%	0%	100%	100%	0%	100%	0%	0%	0%	0%	100%	50%		58%	
Graduates - Further Education: 	0	0	0	0	0	0	0	0	0	0	0	0	0	0	0%
Graduates - Unavailable for Employment: 	0	0	0	0	0	0	0	0	0	0	0	0	0	0	0%
Graduates - Available for Employment:	0	0	1	1	0	2	0	0	0	0	1	2	7	100%	
Graduates - Employed in Field:	0	0	1	1	0	1	0	0	0	0	1	1	5	71%	
EMPLOYMENT RATE	0%	0%	100%	100%	0%	50%	0%	0%	0%	0%	100%	50%		71%	
Graduates - Unrelated Occupation:	0	0	0	0	0	0	0	0	0	0	0	0	0	0%	
Graduates - Unemployed:	0	0	0	0	0	1	0	0	0	0	0	1	2	29%	
Graduates - Unknown:	0	0	0	0	0	0	0	0	0	0	0	0	0	0%	
Non-Graduated Students Who Obtained Training Related Employment	0	0	0	0	0	0	0	0	0	0	0	0	0	0%	
Employment Rate with Non-Graduated Employed Students	0%	0%	100%	100%	0%	50%	0%	0%	0%	0%	100%	50%		71%	

LICENSURE / CERTIFICATION EXAMINATION PASS RATES CHART

Licensure / Certification Name:														
1. Class Start Date:	03/23	04/23	05/23	06/23	07/23	08/23	09/23	10/23	11/23	12/23	01/24	02/24		
2. Number of Graduates:	0	0	1	1	0	2	0	0	0	0	1	2	7	
3. # of Graduates Taking Exam:	0	0	0	0	0	0	0	0	0	0	0	0	0	
4. # of Graduates Passing Exam:	0	0	0	0	0	0	0	0	0	0	0	0	0	
5. Percentage of Grads Passing Exam:	0	0	0	0	0	0	0	0	0	0	0	0	0	Avg.
Licensure / Certification Examination Agency Rate:	0	0	0	0	0	0	0	0	0	0	0	0	0	0
<div style="display: flex; justify-content: space-between; align-items: center;"> Cancel Save </div>														

Annual Report: **2025** School Number: **000558** School Name: **North-West College** Type: **Branch** Annual Report Status: **Submitted**

Address1: **221 N. Brand Blvd.** City: **Glendale** State: **CA** Zip: **91203**



GRADUATION AND EMPLOYMENT CHART

You must **SAVE** the G&E form to calculate totals

Cancel	<input checked="" type="checkbox"/> Complete				Save
Approved Program Title:	Pharmacy Technician				
Program Code:	146				
Credential:	Diploma				
Report Date:	7/2025	Program Length in Months:	9		
Beginning Date:	3/2023	End Date:	2/2024		
Is this chart for a satellite location? <input type="radio"/> Yes <input checked="" type="radio"/> No					
Is this chart for a program offered 100% via Distance Education? <input type="radio"/> Yes <input checked="" type="radio"/> No					

REPORTING PERIOD

Class Start Date (eg 01/21):	03/23	04/23	05/23	06/23	07/23	08/23	09/23	10/23	11/23	12/23	01/24	02/24	Total	%
Number Started:	2	1	2	3	2	1	1	4	1	0	1	0	18	
Transfers to Another Program/Cohort:	0	0	0	0	0	0	1	0	0	0	0	0	1	6%
Transfers from Another Program/Cohort:	0	0	0	0	0	0	0	0	0	0	0	0	0	0%
Total Starts (+/- Transfers):	2	1	2	3	2	1	0	4	1	0	1	0	17	
Unavailable for Graduation:	0	0	0	0	0	0	0	0	0	0	0	0	0	0%
Students Available For Graduation:	2	1	2	3	2	1	0	4	1	0	1	0	17	100%
Withdrawn/Terminated Students:	0	1	1	1	1	1	0	0	0	0	0	0	5	29%
Graduates within 150% Program Length:	2	0	1	2	1	0	0	4	1	0	1	0	12	71%

GRADUATION RATE	100%	0%	50%	67%	50%	0%	0%	100%	100%	0%	100%	0%		71%
Graduates - Further Education: 	0	0	0	0	0	0	0	0	0	0	0	0	0	0
Graduates - Unavailable for Employment: 	0	0	0	0	0	0	0	0	0	0	0	0	0	0
Graduates - Available for Employment:	2	0	1	2	1	0	0	4	1	0	1	0	12	100%
Graduates - Employed in Field:	2	0	1	1	1	0	0	3	1	0	0	0	9	75%
EMPLOYMENT RATE	100%	0%	100%	50%	100%	0%	0%	75%	100%	0%	0%	0%		75%
Graduates - Unrelated Occupation:	0	0	0	0	0	0	0	0	0	0	0	0	0	0
Graduates - Unemployed:	0	0	0	1	0	0	0	1	0	0	1	0	3	25%
Graduates - Unknown:	0	0	0	0	0	0	0	0	0	0	0	0	0	0
Non-Graduated Students Who Obtained Training Related Employment	0	0	0	0	0	0	0	0	0	0	0	0	0	0
Employment Rate with Non-Graduated Employed Students	100%	0%	100%	50%	100%	0%	0%	75%	100%	0%	0%	0%		75%

LICENSURE / CERTIFICATION EXAMINATION PASS RATES CHART

Licensure / Certification Name:														
1. Class Start Date:	03/23	04/23	05/23	06/23	07/23	08/23	09/23	10/23	11/23	12/23	01/24	02/24		
2. Number of Graduates:	2	0	1	2	1	0	0	4	1	0	1	0	12	
3. # of Graduates Taking Exam:	0	0	0	0	0	0	0	0	0	0	0	0	0	
4. # of Graduates Passing Exam:	0	0	0	0	0	0	0	0	0	0	0	0	0	
5. Percentage of Grads Passing Exam:	0	0	0	0	0	0	0	0	0	0	0	0	0	Avg.
Licensure / Certification Examination Agency Rate:	0	0	0	0	0	0	0	0	0	0	0	0	0	0
<div style="display: flex; justify-content: space-between; align-items: center;"> Cancel Save </div>														