

Annual Report: **2025** School Number: **072472** School Name: **North-West College** Type: **Branch** Annual Report Status: **Submitted**
 Address1: **3799 E. Burnett St.** City: **Long Beach** State: **CA** Zip: **90815**



GRADUATION AND EMPLOYMENT CHART

You must SAVE the G&E form to calculate totals

Cancel	<input checked="" type="checkbox"/> Complete	Save
Approved Program Title:	Medical Assistant	
Program Code:	124	
Credential:	Diploma	
Report Date:	7/2025	Program Length in Months: <input type="text" value="9"/>
Beginning Date:	3/2023	End Date: 2/2024
Is this chart for a satellite location? <input type="radio"/> Yes <input checked="" type="radio"/> No ?		
Is this chart for a program offered 100% via Distance Education? <input type="radio"/> Yes <input checked="" type="radio"/> No ?		

REPORTING PERIOD

Class Start Date (eg 01/21):	03/23	04/23	05/23	06/23	07/23	08/23	09/23	10/23	11/23	12/23	01/24	02/24	Total	%
Number Started:	7	12	9	7	5	6	18	11	7	5	26	21	134	
Transfers to Another Program/Cohort:	0	0	0	0	0	0	0	0	0	0	0	0	0	0%
Transfers from Another Program/Cohort:	0	0	0	0	0	0	0	0	0	0	0	0	0	0%
Total Starts (+/- Transfers):	7	12	9	7	5	6	18	11	7	5	26	21	134	
Unavailable for Graduation: ?	0	0	0	0	0	0	0	0	0	0	0	0	0	0%
Students Available For Graduation:	7	12	9	7	5	6	18	11	7	5	26	21	134	100%
Withdrawn/Terminated Students:	3	6	2	4	2	1	8	4	3	2	9	4	48	36%
Graduates within 150% Program Length:	4	6	7	3	3	5	10	7	4	3	17	17	86	64%

GRADUATION RATE	57%	50%	78%	43%	60%	83%	56%	64%	57%	60%	65%	81%		64%
Graduates - Further Education: 	0	0	0	0	0	1	0	0	0	1	1	0	3	3%
Graduates - Unavailable for Employment: 	0	0	0	0	0	0	0	0	0	0	0	0	0	0%
Graduates - Available for Employment:	4	6	7	3	3	4	10	7	4	2	16	17	83	97%
Graduates - Employed in Field:	4	3	5	2	3	4	6	4	2	1	10	11	55	64%
EMPLOYMENT RATE	100%	50%	71%	67%	100%	100%	60%	57%	50%	50%	63%	65%		66%
Graduates - Unrelated Occupation:	0	0	0	0	0	0	0	0	0	0	0	0	0	0%
Graduates - Unemployed:	0	3	2	1	0	0	4	3	2	1	6	6	28	34%
Graduates - Unknown:	0	0	0	0	0	0	0	0	0	0	0	0	0	0%
Non-Graduated Students Who Obtained Training Related Employment	0	0	0	0	0	0	0	0	0	0	0	0	0	0%
Employment Rate with Non-Graduated Employed Students	100%	50%	71%	67%	100%	100%	60%	57%	50%	50%	63%	65%		66%

LICENSURE / CERTIFICATION EXAMINATION PASS RATES CHART

Licensure / Certification Name:														
1. Class Start Date:	03/23	04/23	05/23	06/23	07/23	08/23	09/23	10/23	11/23	12/23	01/24	02/24		
2. Number of Graduates:	4	6	7	3	3	5	10	7	4	3	17	17	86	
3. # of Graduates Taking Exam:	0	0	0	0	0	0	0	0	0	0	0	0	0	
4. # of Graduates Passing Exam:	0	0	0	0	0	0	0	0	0	0	0	0	0	
5. Percentage of Grads Passing Exam:	0	0	0	0	0	0	0	0	0	0	0	0	0	Avg.
Licensure / Certification Examination Agency Rate:	0	0	0	0	0	0	0	0	0	0	0	0	0	0
<div style="display: flex; justify-content: space-between; align-items: center;"> Cancel Save </div>														

Annual Report: **2025** School Number: **072472** School Name: **North-West College** Type: **Branch** Annual Report Status: **Submitted**

Address1: **3799 E. Burnett St.** City: **Long Beach** State: **CA** Zip: **90815**



GRADUATION AND EMPLOYMENT CHART

You must SAVE the G&E form to calculate totals

Cancel	<input checked="" type="checkbox"/> Complete	Save
Approved Program Title:	Medical Insurance Biller and Coder	
Program Code:	128	
Credential:	Diploma	
Report Date:	7/2025	Program Length in Months: <input type="text" value="9"/>
Beginning Date:	3/2023	End Date: <input type="text" value="2/2024"/>
Is this chart for a satellite location? <input type="radio"/> Yes <input checked="" type="radio"/> No ?		
Is this chart for a program offered 100% via Distance Education? <input type="radio"/> Yes <input checked="" type="radio"/> No ?		

REPORTING PERIOD

Class Start Date (eg 01/21):	03/23	04/23	05/23	06/23	07/23	08/23	09/23	10/23	11/23	12/23	01/24	02/24	Total	%
Number Started:	7	2	1	6	6	4	2	2	1	1	4	3	39	
Transfers to Another Program/Cohort:	0	0	0	0	0	0	0	0	0	0	0	0	0	0%
Transfers from Another Program/Cohort:	0	0	0	0	0	0	0	0	0	0	0	0	0	0%
Total Starts (+/- Transfers):	7	2	1	6	6	4	2	2	1	1	4	3	39	
Unavailable for Graduation: ?	0	0	0	0	0	0	0	0	0	0	0	0	0	0%
Students Available For Graduation:	7	2	1	6	6	4	2	2	1	1	4	3	39	100%
Withdrawn/Terminated Students:	4	1	1	5	3	3	2	1	0	1	3	2	26	67%
Graduates within 150% Program Length:	3	1	0	1	3	1	0	1	1	0	1	1	13	33%

GRADUATION RATE	43%	50%	0%	17%	50%	25%	0%	50%	100%	0%	25%	33%		33%
Graduates - Further Education: 	0	0	0	0	0	0	0	0	0	0	0	0	0	0
Graduates - Unavailable for Employment: 	0	0	0	0	0	0	0	0	0	0	0	0	0	0
Graduates - Available for Employment:	3	1	0	1	3	1	0	1	1	0	1	1	13	100%
Graduates - Employed in Field:	1	0	0	1	3	1	0	1	0	0	0	0	7	54%
EMPLOYMENT RATE	33%	0%	0%	100%	100%	100%	0%	100%	0%	0%	0%	0%		54%
Graduates - Unrelated Occupation:	0	0	0	0	0	0	0	0	0	0	0	0	0	0
Graduates - Unemployed:	2	1	0	0	0	0	0	0	1	0	1	1	6	46%
Graduates - Unknown:	0	0	0	0	0	0	0	0	0	0	0	0	0	0
Non-Graduated Students Who Obtained Training Related Employment	0	0	0	0	0	0	0	0	0	0	0	0	0	0
Employment Rate with Non-Graduated Employed Students	33%	0%	0%	100%	100%	100%	0%	100%	0%	0%	0%	0%		54%

LICENSURE / CERTIFICATION EXAMINATION PASS RATES CHART

Licensure / Certification Name:														
1. Class Start Date:	03/23	04/23	05/23	06/23	07/23	08/23	09/23	10/23	11/23	12/23	01/24	02/24		
2. Number of Graduates:	3	1	0	1	3	1	0	1	1	0	1	1	13	
3. # of Graduates Taking Exam:	0	0	0	0	0	0	0	0	0	0	0	0	0	
4. # of Graduates Passing Exam:	0	0	0	0	0	0	0	0	0	0	0	0	0	
5. Percentage of Grads Passing Exam:	0	0	0	0	0	0	0	0	0	0	0	0	0	Avg.
Licensure / Certification Examination Agency Rate:	0	0	0	0	0	0	0	0	0	0	0	0	0	0
<div style="display: flex; justify-content: space-between; align-items: center;"> Cancel Save </div>														



Log Off

Timeout:
45.0 minutes

Annual Report

Programs

School Info

DMS

HELP ?

Annual Report: **2025** School Number: **072472** School Name: **North-West College** Type: **Branch** Annual Report Status: **Submitted**
 Address1: **3799 E. Burnett St.** City: **Long Beach** State: **CA** Zip: **90815**



GRADUATION AND EMPLOYMENT CHART

You must SAVE the G&E form to calculate totals

Cancel		<input checked="" type="checkbox"/> Complete		Save	
Approved Program Title:	Pharmacy Technician				
Program Code:	146				
Credential:	Diploma				
Report Date:	7/2025	Program Length in Months:	9		
Beginning Date:	3/2023	End Date:	2/2024		
Is this chart for a satellite location? <input type="radio"/> Yes <input checked="" type="radio"/> No					
Is this chart for a program offered 100% via Distance Education? <input type="radio"/> Yes <input checked="" type="radio"/> No					

REPORTING PERIOD

Class Start Date (eg 01/21):	03/23	04/23	05/23	06/23	07/23	08/23	09/23	10/23	11/23	12/23	01/24	02/24	Total	%
Number Started:	5	3	2	1	1	6	5	3	2	0	3	4	35	
Transfers to Another Program/Cohort:	0	0	0	0	0	0	0	0	0	0	0	0	0	0%
Transfers from Another Program/Cohort:	0	0	0	0	0	0	0	0	0	0	0	0	0	0%
Total Starts (+/- Transfers):	5	3	2	1	1	6	5	3	2	0	3	4	35	
Unavailable for Graduation:	0	0	0	0	0	0	0	0	0	0	0	0	0	0%
Students Available For Graduation:	5	3	2	1	1	6	5	3	2	0	3	4	35	100%
Withdrawn/Terminated Students:	3	2	2	0	0	3	2	1	1	0	1	1	16	46%
Graduates within 150% Program Length:	2	1	0	1	1	3	3	2	1	0	2	3	19	54%

GRADUATION RATE	40%	33%	0%	100%	100%	50%	60%	67%	50%	0%	67%	75%		54%
Graduates - Further Education: 	0	0	0	0	0	0	0	0	0	0	0	0	0	0
Graduates - Unavailable for Employment: 	0	0	0	0	0	0	0	1	0	0	0	0	1	5%
Graduates - Available for Employment:	2	1	0	1	1	3	3	1	1	0	2	3	18	95%
Graduates - Employed in Field:	2	1	0	1	1	3	1	1	1	0	0	1	12	63%
EMPLOYMENT RATE	100%	100%	0%	100%	100%	100%	33%	100%	100%	0%	0%	33%		67%
Graduates - Unrelated Occupation:	0	0	0	0	0	0	0	0	0	0	0	0	0	0%
Graduates - Unemployed:	0	0	0	0	0	0	2	0	0	0	2	2	6	33%
Graduates - Unknown:	0	0	0	0	0	0	0	0	0	0	0	0	0	0%
Non-Graduated Students Who Obtained Training Related Employment	0	0	0	0	0	0	0	0	0	0	0	0	0	0%
Employment Rate with Non-Graduated Employed Students	100%	100%	0%	100%	100%	100%	33%	100%	100%	0%	0%	33%		67%

LICENSURE / CERTIFICATION EXAMINATION PASS RATES CHART

Licensure / Certification Name:														
1. Class Start Date:	03/23	04/23	05/23	06/23	07/23	08/23	09/23	10/23	11/23	12/23	01/24	02/24		
2. Number of Graduates:	2	1	0	1	1	3	3	2	1	0	2	3	19	
3. # of Graduates Taking Exam:	0	0	0	0	0	0	0	0	0	0	0	0	0	
4. # of Graduates Passing Exam:	0	0	0	0	0	0	0	0	0	0	0	0	0	
5. Percentage of Grads Passing Exam:	0	0	0	0	0	0	0	0	0	0	0	0	0	Avg.
Licensure / Certification Examination Agency Rate:	0	0	0	0	0	0	0	0	0	0	0	0	0	0
<div style="display: flex; justify-content: space-between; align-items: center;"> Cancel Save </div>														

Annual Report: **2025** School Number: **072472** School Name: **North-West College** Type: **Branch** Annual Report Status: **Submitted**
 Address1: **3799 E. Burnett St.** City: **Long Beach** State: **CA** Zip: **90815**



GRADUATION AND EMPLOYMENT CHART

You must **SAVE** the G&E form to calculate totals

Cancel	<input checked="" type="checkbox"/> Complete	Save
Approved Program Title:	Diagnostic Medical Sonographer	
Program Code:	164	
Credential:	Diploma	
Report Date:	7/2025	Program Length in Months: <input type="text" value="19"/>
Beginning Date:	12/2021	End Date: 11/2022
Is this chart for a satellite location? <input type="radio"/> Yes <input checked="" type="radio"/> No ?		
Is this chart for a program offered 100% via Distance Education? <input type="radio"/> Yes <input checked="" type="radio"/> No ?		

REPORTING PERIOD

Class Start Date (eg 01/21):	12/21	01/22	02/22	03/22	04/22	05/22	06/22	07/22	08/22	09/22	10/22	11/22	Total	%
Number Started:	0	2	8	1	0	20	0	0	17	0	0	17	65	
Transfers to Another Program/Cohort:	0	0	0	0	0	0	0	0	1	0	0	0	1	2%
Transfers from Another Program/Cohort:	0	0	0	0	0	0	0	0	0	0	0	0	0	0%
Total Starts (+/- Transfers):	0	2	8	1	0	20	0	0	16	0	0	17	64	
Unavailable for Graduation: ?	0	0	0	0	0	0	0	0	0	0	0	0	0	0%
Students Available For Graduation:	0	2	8	1	0	20	0	0	16	0	0	17	64	100%
Withdrawn/Terminated Students:	0	1	2	0	0	10	0	0	6	0	0	7	26	41%
Graduates within 150% Program Length:	0	1	6	1	0	10	0	0	10	0	0	10	38	59%

GRADUATION RATE	0%	50%	75%	100%	0%	50%	0%	0%	63%	0%	0%	59%		59%
Graduates - Further Education: 	0	0	0	0	0	1	0	0	0	0	0	0	1	3%
Graduates - Unavailable for Employment: 	0	0	0	0	0	0	0	0	0	0	0	0	0	0%
Graduates - Available for Employment:	0	1	6	1	0	9	0	0	10	0	0	10	37	97%
Graduates - Employed in Field:	0	0	5	0	0	6	0	0	8	0	0	8	27	71%
EMPLOYMENT RATE	0%	0%	83%	0%	0%	67%	0%	0%	80%	0%	0%	80%		73%
Graduates - Unrelated Occupation:	0	0	0	0	0	0	0	0	0	0	0	0	0	0%
Graduates - Unemployed:	0	1	1	1	0	3	0	0	2	0	0	2	10	27%
Graduates - Unknown:	0	0	0	0	0	0	0	0	0	0	0	0	0	0%
Non-Graduated Students Who Obtained Training Related Employment	0	0	0	0	0	0	0	0	0	0	0	0	0	0%
Employment Rate with Non-Graduated Employed Students	0%	0%	83%	0%	0%	67%	0%	0%	80%	0%	0%	80%		73%

LICENSURE / CERTIFICATION EXAMINATION PASS RATES CHART

Licensure / Certification Name:														
1. Class Start Date:	12/21	01/22	02/22	03/22	04/22	05/22	06/22	07/22	08/22	09/22	10/22	11/22		
2. Number of Graduates:	0	1	6	1	0	10	0	0	10	0	0	10	38	
3. # of Graduates Taking Exam:	0	0	0	0	0	0	0	0	0	0	0	0	0	
4. # of Graduates Passing Exam:	0	0	0	0	0	0	0	0	0	0	0	0	0	
5. Percentage of Grads Passing Exam:	0	0	0	0	0	0	0	0	0	0	0	0	0	Avg.
Licensure / Certification Examination Agency Rate:	0	0	0	0	0	0	0	0	0	0	0	0	0	0
<div style="display: flex; justify-content: space-between; align-items: center;"> Cancel Save </div>														

LICENSURE / CERTIFICATION EXAMINATION PASS RATES CHART

Licensure / Certification Name:														
1. Class Start Date:	03/21	04/21	05/21	06/21	07/21	08/21	09/21	10/21	11/21	12/21	01/22	02/22		
2. Number of Graduates:	0	0	0	0	0	0	0	0	0	0	0	0	0	
3. # of Graduates Taking Exam:	0	0	0	0	0	0	0	0	0	0	0	0	0	
4. # of Graduates Passing Exam:	0	0	0	0	0	0	0	0	0	0	0	0	0	
5. Percentage of Grads Passing Exam:	0	0	0	0	0	0	0	0	0	0	0	0	0	Avg.
Licensure / Certification Examination Agency Rate:	0	0	0	0	0	0	0	0	0	0	0	0	0	0
<div style="display: flex; justify-content: space-between; align-items: center;"> Cancel Save </div>														

Annual Report: **2025** School Number: **072472** School Name: **North-West College** Type: **Branch** Annual Report Status: **Submitted**
 Address1: **3799 E. Burnett St.** City: **Long Beach** State: **CA** Zip: **90815**



GRADUATION AND EMPLOYMENT CHART

You must **SAVE** the G&E form to calculate totals

Cancel	<input checked="" type="checkbox"/> Complete	Save
Approved Program Title:	Surgical Technology	
Program Code:	166	
Credential:	AOS	
Report Date:	7/2025	Program Length in Months: <input type="text" value="19"/>
Beginning Date:	12/2021	End Date: 11/2022
Is this chart for a satellite location? <input type="radio"/> Yes <input checked="" type="radio"/> No ?		
Is this chart for a program offered 100% via Distance Education? <input type="radio"/> Yes <input checked="" type="radio"/> No ?		

REPORTING PERIOD

Class Start Date (eg 01/21):	12/21	01/22	02/22	03/22	03/22	05/22	06/22	07/22	08/22	09/22	10/22	11/22	Total	%
Number Started:	0	0	11	0	0	0	11	0	0	0	12	0	34	
Transfers to Another Program/Cohort:	0	0	0	0	0	0	0	0	0	0	0	0	0	0%
Transfers from Another Program/Cohort:	0	0	0	0	0	0	0	0	0	0	0	0	0	0%
Total Starts (+/- Transfers):	0	0	11	0	0	0	11	0	0	0	12	0	34	
Unavailable for Graduation: ?	0	0	0	0	0	0	0	0	0	0	0	0	0	0%
Students Available For Graduation:	0	0	11	0	0	0	11	0	0	0	12	0	34	100%
Withdrawn/Terminated Students:	0	0	1	0	0	0	4	0	0	0	3	0	8	24%
Graduates within 150% Program Length:	0	0	10	0	0	0	7	0	0	0	9	0	26	76%

GRADUATION RATE	0%	0%	91%	0%	0%	0%	64%	0%	0%	0%	75%	0%		76%	
Graduates - Further Education: 	0	0	0	0	0	0	0	0	0	0	0	0	0	0	0%
Graduates - Unavailable for Employment: 	0	0	0	0	0	0	0	0	0	0	0	0	0	0	0%
Graduates - Available for Employment:	0	0	10	0	0	0	7	0	0	0	9	0	26	100%	
Graduates - Employed in Field:	0	0	9	0	0	0	7	0	0	0	5	0	21	81%	
EMPLOYMENT RATE	0%	0%	90%	0%	0%	0%	100%	0%	0%	0%	56%	0%		81%	
Graduates - Unrelated Occupation:	0	0	0	0	0	0	0	0	0	0	0	0	0	0%	
Graduates - Unemployed:	0	0	1	0	0	0	0	0	0	0	4	0	5	19%	
Graduates - Unknown:	0	0	0	0	0	0	0	0	0	0	0	0	0	0%	
Non-Graduated Students Who Obtained Training Related Employment	0	0	0	0	0	0	0	0	0	0	0	0	0	0%	
Employment Rate with Non-Graduated Employed Students	0%	0%	90%	0%	0%	0%	100%	0%	0%	0%	56%	0%		81%	

LICENSURE / CERTIFICATION EXAMINATION PASS RATES CHART

Licensure / Certification Name:														
1. Class Start Date:	12/21	01/22	02/22	03/22	03/22	05/22	06/22	07/22	08/22	09/22	10/22	11/22		
2. Number of Graduates:	0	0	10	0	0	0	7	0	0	0	9	0	26	
3. # of Graduates Taking Exam:	0	0	0	0	0	0	0	0	0	0	0	0	0	
4. # of Graduates Passing Exam:	0	0	0	0	0	0	0	0	0	0	0	0	0	
5. Percentage of Grads Passing Exam:	0	0	0	0	0	0	0	0	0	0	0	0	0	Avg.
Licensure / Certification Examination Agency Rate:	0	0	0	0	0	0	0	0	0	0	0	0	0	0
<div style="display: flex; justify-content: space-between; align-items: center;"> Cancel Save </div>														

LICENSURE / CERTIFICATION EXAMINATION PASS RATES CHART

Licensure / Certification Name:														
1. Class Start Date:	06/22	07/22	08/22	09/22	10/22	11/22	12/22	01/23	02/23	03/23	04/23	05/23		
2. Number of Graduates:	0	0	0	0	0	0	0	0	0	0	0	0	0	
3. # of Graduates Taking Exam:	0	0	0	0	0	0	0	0	0	0	0	0	0	
4. # of Graduates Passing Exam:	0	0	0	0	0	0	0	0	0	0	0	0	0	
5. Percentage of Grads Passing Exam:	0	0	0	0	0	0	0	0	0	0	0	0	0	Avg.
Licensure / Certification Examination Agency Rate:	0	0	0	0	0	0	0	0	0	0	0	0	0	0
<div style="display: flex; justify-content: space-between; align-items: center;"> Cancel Save </div>														



Log Off

Timeout:
45.0 minutes

Annual Report

Programs

School Info

DMS

HELP ?

Annual Report: **2025** School Number: **072472** School Name: **North-West College** Type: **Branch** Annual Report Status: **Submitted**
 Address1: **3799 E. Burnett St.** City: **Long Beach** State: **CA** Zip: **90815**

GRADUATION AND EMPLOYMENT CHART

You must **SAVE** the G&E form to calculate totals



Cancel				<input checked="" type="checkbox"/> Complete	Save
Approved Program Title:	Vocational Nurse				
Program Code:	1715				
Credential:	Diploma				
Report Date:	7/2025	Program Length in Months:	15		
Beginning Date:	6/2022	End Date:	5/2023		

Is this chart for a satellite location? Yes No

Is this chart for a program offered 100% via Distance Education? Yes No

REPORTING PERIOD

Class Start Date (eg 01/21):	06/22	07/22	08/22	09/22	10/22	11/22	12/22	01/23	02/23	03/23	04/23	05/23	Total	%
Number Started:	0	33	35	0	0	34	0	0	0	37	0	0	139	
Transfers to Another Program/Cohort:	0	0	0	0	0	0	0	0	0	0	0	0	0	0%
Transfers from Another Program/Cohort:	0	0	0	0	0	0	0	0	0	0	0	0	0	0%
Total Starts (+/- Transfers):	0	33	35	0	0	34	0	0	0	37	0	0	139	
Unavailable for Graduation:	0	0	0	0	0	0	0	0	0	0	0	0	0	0%
Students Available For Graduation:	0	33	35	0	0	34	0	0	0	37	0	0	139	100%
Withdrawn/Terminated Students:	0	17	14	0	0	14	0	0	0	17	0	0	62	45%
Graduates within 150% Program Length:	0	16	21	0	0	20	0	0	0	20	0	0	77	55%

GRADUATION RATE	0%	48%	60%	0%	0%	59%	0%	0%	0%	54%	0%	0%		55%
Graduates - Further Education: 	0	0	0	0	0	0	0	0	0	0	0	0	0	0%
Graduates - Unavailable for Employment: 	0	0	0	0	0	0	0	0	0	0	0	0	0	0%
Graduates - Available for Employment:	0	16	21	0	0	20	0	0	0	20	0	0	77	100%
Graduates - Employed in Field:	0	14	16	0	0	14	0	0	0	15	0	0	59	77%
EMPLOYMENT RATE	0%	88%	76%	0%	0%	70%	0%	0%	0%	75%	0%	0%		77%
Graduates - Unrelated Occupation:	0	0	0	0	0	0	0	0	0	0	0	0	0	0%
Graduates - Unemployed:	0	2	5	0	0	6	0	0	0	5	0	0	18	23%
Graduates - Unknown:	0	0	0	0	0	0	0	0	0	0	0	0	0	0%
Non-Graduated Students Who Obtained Training Related Employment	0	0	0	0	0	0	0	0	0	0	0	0	0	0%
Employment Rate with Non-Graduated Employed Students	0%	88%	76%	0%	0%	70%	0%	0%	0%	75%	0%	0%		77%

LICENSURE / CERTIFICATION EXAMINATION PASS RATES CHART

Licensure / Certification Name:														
1. Class Start Date:	06/22	07/22	08/22	09/22	10/22	11/22	12/22	01/23	02/23	03/23	04/23	05/23		
2. Number of Graduates:	0	16	21	0	0	20	0	0	0	20	0	0	77	
3. # of Graduates Taking Exam:	0	14	21	0	0	19	0	0	0	20	0	0	74	
4. # of Graduates Passing Exam:	0	14	21	0	0	14	0	0	0	18	0	0	67	
5. Percentage of Grads Passing Exam:	0	100	100	0	0	74	0	0	0	90	0	0	91	Avg.
Licensure / Certification Examination Agency Rate:	0	0	0	0	0	0	0	0	0	0	0	0	0	0
<div style="display: flex; justify-content: space-between; align-items: center;"> Cancel Save </div>														