

Annual Report: **2025** School Number: **000719** School Name: **North-West College** Type: **Main** Annual Report Status: **Submitted**

Address1: **134 W. Holt Ave.** City: **Pomona** State: **CA** Zip: **91768**

GRADUATION AND EMPLOYMENT CHART

You must **SAVE** the G&E form to calculate totals



Cancel	<input checked="" type="checkbox"/> Complete		Save
Approved Program Title:	Dental Assistant		
Program Code:	106		
Credential:	Diploma		
Report Date:	7/2025	Program Length in Months: ?	<input type="text" value="9"/>
Beginning Date:	3/2023	End Date:	<input type="text" value="2/2024"/>

Is this chart for a satellite location? Yes No [?](#)

Is this chart for a program offered 100% via Distance Education? Yes No [?](#)

REPORTING PERIOD

Class Start Date (eg 01/21):	03/23	04/23	05/23	06/23	07/23	08/23	09/23	10/23	11/23	12/23	01/24	02/24	Total	%
Number Started:	<input type="text" value="5"/>	<input type="text" value="1"/>	<input type="text" value="4"/>	<input type="text" value="4"/>	<input type="text" value="1"/>	<input type="text" value="0"/>	<input type="text" value="3"/>	<input type="text" value="2"/>	<input type="text" value="3"/>	<input type="text" value="0"/>	<input type="text" value="4"/>	<input type="text" value="4"/>	31	
Transfers to Another Program/Cohort:	<input type="text" value="0"/>	<input type="text" value="0"/>	<input type="text" value="1"/>	<input type="text" value="0"/>	<input type="text" value="0"/>	<input type="text" value="0"/>	<input type="text" value="0"/>	<input type="text" value="0"/>	<input type="text" value="0"/>	<input type="text" value="0"/>	<input type="text" value="0"/>	<input type="text" value="0"/>	1	3%
Transfers from Another Program/Cohort:	<input type="text" value="0"/>	<input type="text" value="0"/>	<input type="text" value="0"/>	<input type="text" value="0"/>	<input type="text" value="0"/>	<input type="text" value="0"/>	<input type="text" value="0"/>	<input type="text" value="0"/>	<input type="text" value="0"/>	<input type="text" value="0"/>	<input type="text" value="0"/>	<input type="text" value="0"/>	0	0%
Total Starts (+/- Transfers):	5	1	3	4	1	0	3	2	3	0	4	4	30	
Unavailable for Graduation: ?	<input type="text" value="0"/>	<input type="text" value="0"/>	<input type="text" value="0"/>	<input type="text" value="0"/>	<input type="text" value="0"/>	<input type="text" value="0"/>	<input type="text" value="0"/>	<input type="text" value="0"/>	<input type="text" value="0"/>	<input type="text" value="0"/>	<input type="text" value="0"/>	<input type="text" value="0"/>	0	0%
Students Available For Graduation:	5	1	3	4	1	0	3	2	3	0	4	4	30	100%
Withdrawn/Terminated Students:	<input type="text" value="1"/>	<input type="text" value="0"/>	<input type="text" value="1"/>	<input type="text" value="2"/>	<input type="text" value="0"/>	<input type="text" value="0"/>	<input type="text" value="2"/>	<input type="text" value="2"/>	<input type="text" value="0"/>	<input type="text" value="0"/>	<input type="text" value="0"/>	<input type="text" value="1"/>	9	30%
Graduates within 150% Program Length:	4	1	2	2	1	0	1	0	3	0	4	3	21	70%

GRADUATION RATE	0%	0%	0%	100%	0%	100%	100%	50%	0%	0%	25%	100%		59%	
Graduates - Further Education: 	0	0	0	0	0	0	0	0	0	0	0	0	0	0	0%
Graduates - Unavailable for Employment: 	0	0	0	0	0	0	0	0	0	0	0	0	0	0	0%
Graduates - Available for Employment:	0	0	0	2	0	1	3	1	0	0	1	2	10	100%	
Graduates - Employed in Field:	0	0	0	2	0	0	1	1	0	0	1	2	7	70%	
EMPLOYMENT RATE	0%	0%	0%	100%	0%	0%	33%	100%	0%	0%	100%	100%		70%	
Graduates - Unrelated Occupation:	0	0	0	0	0	0	0	0	0	0	0	0	0	0%	
Graduates - Unemployed:	0	0	0	0	0	1	2	0	0	0	0	0	3	30%	
Graduates - Unknown:	0	0	0	0	0	0	0	0	0	0	0	0	0	0%	
Non-Graduated Students Who Obtained Training Related Employment	0	0	0	0	0	0	0	0	0	0	0	0	0	0%	
Employment Rate with Non-Graduated Employed Students	0%	0%	0%	100%	0%	0%	33%	100%	0%	0%	100%	100%		70%	



Log Off

Timeout:
44.9 minutes

- Annual Report
- Programs
- School Info
- DMS
- HELP ?

Annual Report: **2025** School Number: **000719** School Name: **North-West College** Type: **Main** Annual Report Status: **Submitted**

Address1: **134 W. Holt Ave.** City: **Pomona** State: **CA** Zip: **91768**

GRADUATION AND EMPLOYMENT CHART

You must SAVE the G&E form to calculate totals

Cancel	<input checked="" type="checkbox"/> Complete	Save
Approved Program Title:	Massage Therapy	
Program Code:	310	
Credential:	Diploma	
Report Date:	7/2025	Program Length in Months: <input type="text" value="9"/>
Beginning Date:	3/2023	End Date: 2/2024

Is this chart for a satellite location? Yes No [?](#)

Is this chart for a program offered 100% via Distance Education? Yes No [?](#)

REPORTING PERIOD

Class Start Date (eg 01/21):	03/23	04/23	05/23	06/23	07/23	08/23	09/23	10/23	11/23	12/23	01/24	02/24	Total	%
Number Started:	0	0	0	2	1	1	3	2	2	0	4	2	17	
Transfers to Another Program/Cohort:	0	0	0	0	0	0	0	0	0	0	0	0	0	0%
Transfers from Another Program/Cohort:	0	0	0	0	0	0	0	0	0	0	0	0	0	0%
Total Starts (+/- Transfers):	0	0	0	2	1	1	3	2	2	0	4	2	17	
Unavailable for Graduation: ?	0	0	0	0	0	0	0	0	0	0	0	0	0	0%
Students Available For Graduation:	0	0	0	2	1	1	3	2	2	0	4	2	17	100%
Withdrawn/Terminated Students:	0	0	0	0	1	0	0	1	2	0	3	0	7	41%
Graduates within 150% Program Length:	0	0	0	2	0	1	3	1	0	0	1	2	10	59%

LICENSURE / CERTIFICATION EXAMINATION PASS RATES CHART

Licensure / Certification Name:														
1. Class Start Date:	03/23	04/23	05/23	06/23	07/23	08/23	09/23	10/23	11/23	12/23	01/24	02/24		
2. Number of Graduates:	0	0	0	2	0	1	3	1	0	0	1	2	10	
3. # of Graduates Taking Exam:	0	0	0	0	0	0	0	0	0	0	0	0	0	
4. # of Graduates Passing Exam:	0	0	0	0	0	0	0	0	0	0	0	0	0	
5. Percentage of Grads Passing Exam:	0	0	0	0	0	0	0	0	0	0	0	0	0	Avg.
Licensure / Certification Examination Agency Rate:	0	0	0	0	0	0	0	0	0	0	0	0	0	0
<div style="display: flex; justify-content: space-between; align-items: center;"> Cancel Save </div>														

Annual Report: **2025** School Number: **000719** School Name: **North-West College** Type: **Main** Annual Report Status: **Submitted**
 Address1: **134 W. Holt Ave.** City: **Pomona** State: **CA** Zip: **91768**



GRADUATION AND EMPLOYMENT CHART
You must SAVE the G&E form to calculate totals

Cancel	<input checked="" type="checkbox"/> Complete	Save
Approved Program Title:	Medical Insurance Biller and Coder	
Program Code:	130	
Credential:	Diploma	
Report Date:	7/2025	Program Length in Months: <input type="text" value="9"/>
Beginning Date:	3/2023	End Date: 2/2024

Is this chart for a satellite location? Yes No [?](#)
 Is this chart for a program offered 100% via Distance Education? Yes No [?](#)

REPORTING PERIOD

Class Start Date (eg 01/21):	03/23	04/23	05/23	06/23	07/23	08/23	09/23	10/23	11/23	12/23	01/24	02/24	Total	%
Number Started:	1	1	2	1	2	5	0	1	2	2	3	1	21	
Transfers to Another Program/Cohort:	0	0	0	0	0	0	0	0	0	0	0	0	0	0%
Transfers from Another Program/Cohort:	0	0	0	0	0	0	0	0	0	0	0	0	0	0%
Total Starts (+/- Transfers):	1	1	2	1	2	5	0	1	2	2	3	1	21	
Unavailable for Graduation: ?	0	0	0	0	0	0	0	0	0	0	0	0	0	0%
Students Available For Graduation:	1	1	2	1	2	5	0	1	2	2	3	1	21	100%
Withdrawn/Terminated Students:	0	0	1	1	2	2	0	0	1	1	1	0	9	43%
Graduates within 150% Program Length:	1	1	1	0	0	3	0	1	1	1	2	1	12	57%

GRADUATION RATE	100%	100%	50%	0%	0%	60%	0%	100%	50%	50%	67%	100%		57%
Graduates - Further Education: 	0	0	0	0	0	0	0	0	0	0	0	0	0	0%
Graduates - Unavailable for Employment: 	0	0	0	0	0	0	0	0	0	0	0	0	0	0%
Graduates - Available for Employment:	1	1	1	0	0	3	0	1	1	1	2	1	12	100%
Graduates - Employed in Field:	1	0	0	0	0	1	0	0	0	1	1	0	4	33%
EMPLOYMENT RATE	100%	0%	0%	0%	0%	33%	0%	0%	0%	100%	50%	0%		33%
Graduates - Unrelated Occupation:	0	0	0	0	0	0	0	0	0	0	0	0	0	0%
Graduates - Unemployed:	0	1	1	0	0	2	0	1	1	0	1	1	8	67%
Graduates - Unknown:	0	0	0	0	0	0	0	0	0	0	0	0	0	0%
Non-Graduated Students Who Obtained Training Related Employment	0	0	0	0	0	0	0	0	0	0	0	0	0	0%
Employment Rate with Non-Graduated Employed Students	100%	0%	0%	0%	0%	33%	0%	0%	0%	100%	50%	0%		33%

LICENSURE / CERTIFICATION EXAMINATION PASS RATES CHART

Licensure / Certification Name:														
1. Class Start Date:	03/23	04/23	05/23	06/23	07/23	08/23	09/23	10/23	11/23	12/23	01/24	02/24		
2. Number of Graduates:	1	1	1	0	0	3	0	1	1	1	2	1	12	
3. # of Graduates Taking Exam:	0	0	0	0	0	0	0	0	0	0	0	0	0	
4. # of Graduates Passing Exam:	0	0	0	0	0	0	0	0	0	0	0	0	0	
5. Percentage of Grads Passing Exam:	0	0	0	0	0	0	0	0	0	0	0	0	0	Avg.
Licensure / Certification Examination Agency Rate:	0	0	0	0	0	0	0	0	0	0	0	0	0	0
<div style="display: flex; justify-content: space-between; align-items: center;"> Cancel Save </div>														



Log Off

Timeout:
44.9 minutes

- Annual Report
- Programs
- School Info
- DMS
- HELP ?

Annual Report: **2025** School Number: **000719** School Name: **North-West College** Type: **Main** Annual Report Status: **Submitted**

Address1: **134 W. Holt Ave.** City: **Pomona** State: **CA** Zip: **91768**

GRADUATION AND EMPLOYMENT CHART

You must SAVE the G&E form to calculate totals



Cancel	<input checked="" type="checkbox"/> Complete	Save
Approved Program Title:	Massage Therapy	
Program Code:	310	
Credential:	Diploma	
Report Date:	7/2025	Program Length in Months: <input type="text" value="9"/>
Beginning Date:	3/2023	End Date: 2/2024

Is this chart for a satellite location? Yes No [?](#)

Is this chart for a program offered 100% via Distance Education? Yes No [?](#)



REPORTING PERIOD

Class Start Date (eg 01/21):	03/23	04/23	05/23	06/23	07/23	08/23	09/23	10/23	11/23	12/23	01/24	02/24	Total	%
Number Started:	0	0	0	2	1	1	3	2	2	0	4	2	17	
Transfers to Another Program/Cohort:	0	0	0	0	0	0	0	0	0	0	0	0	0	0%
Transfers from Another Program/Cohort:	0	0	0	0	0	0	0	0	0	0	0	0	0	0%
Total Starts (+/- Transfers):	0	0	0	2	1	1	3	2	2	0	4	2	17	
Unavailable for Graduation: ?	0	0	0	0	0	0	0	0	0	0	0	0	0	0%
Students Available For Graduation:	0	0	0	2	1	1	3	2	2	0	4	2	17	100%
Withdrawn/Terminated Students:	0	0	0	0	1	0	0	1	2	0	3	0	7	41%
Graduates within 150% Program Length:	0	0	0	2	0	1	3	1	0	0	1	2	10	59%

GRADUATION RATE	0%	0%	0%	100%	0%	100%	100%	50%	0%	0%	25%	100%		59%
Graduates - Further Education: 	0	0	0	0	0	0	0	0	0	0	0	0	0	0
Graduates - Unavailable for Employment: 	0	0	0	0	0	0	0	0	0	0	0	0	0	0
Graduates - Available for Employment:	0	0	0	2	0	1	3	1	0	0	1	2	10	100%
Graduates - Employed in Field:	0	0	0	2	0	0	1	1	0	0	1	2	7	70%
EMPLOYMENT RATE	0%	0%	0%	100%	0%	0%	33%	100%	0%	0%	100%	100%		70%
Graduates - Unrelated Occupation:	0	0	0	0	0	0	0	0	0	0	0	0	0	0%
Graduates - Unemployed:	0	0	0	0	0	1	2	0	0	0	0	0	3	30%
Graduates - Unknown:	0	0	0	0	0	0	0	0	0	0	0	0	0	0%
Non-Graduated Students Who Obtained Training Related Employment	0	0	0	0	0	0	0	0	0	0	0	0	0	0%
Employment Rate with Non-Graduated Employed Students	0%	0%	0%	100%	0%	0%	33%	100%	0%	0%	100%	100%		70%

LICENSURE / CERTIFICATION EXAMINATION PASS RATES CHART

Licensure / Certification Name:														
1. Class Start Date:	03/23	04/23	05/23	06/23	07/23	08/23	09/23	10/23	11/23	12/23	01/24	02/24		
2. Number of Graduates:	0	0	0	2	0	1	3	1	0	0	1	2	10	
3. # of Graduates Taking Exam:	0	0	0	0	0	0	0	0	0	0	0	0	0	
4. # of Graduates Passing Exam:	0	0	0	0	0	0	0	0	0	0	0	0	0	
5. Percentage of Grads Passing Exam:	0	0	0	0	0	0	0	0	0	0	0	0	0	Avg.
Licensure / Certification Examination Agency Rate:	0	0	0	0	0	0	0	0	0	0	0	0	0	0
<div style="display: flex; justify-content: space-between; align-items: center;"> Cancel Save </div>														

GRADUATION RATE	80%	100%	67%	50%	100%	0%	33%	0%	100%	0%	100%	75%		70%
Graduates - Further Education: 	0	0	0	0	0	0	0	0	0	0	0	0	0	0
Graduates - Unavailable for Employment: 	0	0	0	0	0	0	0	0	0	0	0	0	0	0
Graduates - Available for Employment:	4	1	2	2	1	0	1	0	3	0	4	3	21	100%
Graduates - Employed in Field:	3	1	1	2	0	0	0	0	2	0	3	2	14	67%
EMPLOYMENT RATE	75%	100%	50%	100%	0%	0%	0%	0%	67%	0%	75%	67%		67%
Graduates - Unrelated Occupation:	0	0	0	0	0	0	0	0	0	0	0	0	0	0
Graduates - Unemployed:	1	0	1	0	1	0	1	0	1	0	1	1	7	33%
Graduates - Unknown:	0	0	0	0	0	0	0	0	0	0	0	0	0	0
Non-Graduated Students Who Obtained Training Related Employment	0	0	0	0	0	0	0	0	0	0	0	0	0	0
Employment Rate with Non-Graduated Employed Students	75%	100%	50%	100%	0%	0%	0%	0%	67%	0%	75%	67%		67%

LICENSURE / CERTIFICATION EXAMINATION PASS RATES CHART

Licensure / Certification Name:														
1. Class Start Date:	03/23	04/23	05/23	06/23	07/23	08/23	09/23	10/23	11/23	12/23	01/24	02/24		
2. Number of Graduates:	4	1	2	2	1	0	1	0	3	0	4	3	21	
3. # of Graduates Taking Exam:	0	0	0	0	0	0	0	0	0	0	0	0	0	
4. # of Graduates Passing Exam:	0	0	0	0	0	0	0	0	0	0	0	0	0	
5. Percentage of Grads Passing Exam:	0	0	0	0	0	0	0	0	0	0	0	0	0	Avg.
Licensure / Certification Examination Agency Rate:	0	0	0	0	0	0	0	0	0	0	0	0	0	0
<div style="display: flex; justify-content: space-between; align-items: center;"> Cancel Save </div>														



Log Off

Timeout:
44.3 minutes

Annual Report

Programs

School Info

DMS

HELP ?

Annual Report: **2025** School Number: **000719** School Name: **North-West College** Type: **Main** Annual Report Status: **Submitted**
 Address1: **134 W. Holt Ave.** City: **Pomona** State: **CA** Zip: **91768**

GRADUATION AND EMPLOYMENT CHART

You must SAVE the G&E form to calculate totals



Cancel			<input checked="" type="checkbox"/> Complete	Save
Approved Program Title:	Medical Assistant			
Program Code:	124			
Credential:	Diploma			
Report Date:	7/2025	Program Length in Months:	9	
Beginning Date:	3/2023	End Date:	2/2024	

Is this chart for a satellite location? Yes No

Is this chart for a program offered 100% via Distance Education? Yes No

REPORTING PERIOD

Class Start Date (eg 01/21):	03/23	04/23	05/23	06/23	07/23	08/23	09/23	10/23	11/23	12/23	01/24	02/24	Total	%
Number Started:	3	0	7	7	9	16	8	3	5	2	9	8	77	
Transfers to Another Program/Cohort:	0	0	0	0	0	1	0	0	0	0	0	0	1	1%
Transfers from Another Program/Cohort:	0	0	0	0	0	0	0	0	0	0	0	0	0	0%
Total Starts (+/- Transfers):	3	0	7	7	9	15	8	3	5	2	9	8	76	
Unavailable for Graduation:	0	0	0	0	0	0	0	0	0	0	0	0	0	0%
Students Available For Graduation:	3	0	7	7	9	15	8	3	5	2	9	8	76	100%
Withdrawn/Terminated Students:	1	0	0	4	1	4	4	0	1	1	2	2	20	26%
Graduates within 150% Program Length:	2	0	7	3	8	11	4	3	4	1	7	6	56	74%

GRADUATION RATE	67%	0%	100%	43%	89%	73%	50%	100%	80%	50%	78%	75%		74%
Graduates - Further Education: 	0	0	0	0	0	0	0	0	0	0	0	0	0	0
Graduates - Unavailable for Employment: 	0	0	0	0	0	0	0	0	0	0	0	0	0	0
Graduates - Available for Employment:	2	0	7	3	8	11	4	3	4	1	7	6	56	100%
Graduates - Employed in Field:	2	0	6	3	7	6	3	3	3	0	6	2	41	73%
EMPLOYMENT RATE	100%	0%	86%	100%	88%	55%	75%	100%	75%	0%	86%	33%		73%
Graduates - Unrelated Occupation:	0	0	0	0	0	0	0	0	0	0	0	0	0	0
Graduates - Unemployed:	0	0	1	0	1	5	1	0	1	1	1	4	15	27%
Graduates - Unknown:	0	0	0	0	0	0	0	0	0	0	0	0	0	0
Non-Graduated Students Who Obtained Training Related Employment	0	0	0	0	0	0	0	0	0	0	0	0	0	0
Employment Rate with Non-Graduated Employed Students	100%	0%	86%	100%	88%	55%	75%	100%	75%	0%	86%	33%		73%

LICENSURE / CERTIFICATION EXAMINATION PASS RATES CHART

Licensure / Certification Name:														
1. Class Start Date:	03/23	04/23	05/23	06/23	07/23	08/23	09/23	10/23	11/23	12/23	01/24	02/24		
2. Number of Graduates:	2	0	7	3	8	11	4	3	4	1	7	6	56	
3. # of Graduates Taking Exam:	0	0	0	0	0	0	0	0	0	0	0	0	0	
4. # of Graduates Passing Exam:	0	0	0	0	0	0	0	0	0	0	0	0	0	
5. Percentage of Grads Passing Exam:	0	0	0	0	0	0	0	0	0	0	0	0	0	Avg.
Licensure / Certification Examination Agency Rate:	0	0	0	0	0	0	0	0	0	0	0	0	0	0
<div style="display: flex; justify-content: space-between; align-items: center;"> Cancel Save </div>														

Annual Report: **2025** School Number: **000719** School Name: **North-West College** Type: **Main** Annual Report Status: **Submitted**

Address1: **134 W. Holt Ave.** City: **Pomona** State: **CA** Zip: **91768**

GRADUATION AND EMPLOYMENT CHART

You must SAVE the G&E form to calculate totals



Cancel	<input checked="" type="checkbox"/> Complete		Save
Approved Program Title:	Medical Insurance Biller and Coder		
Program Code:	130		
Credential:	Diploma		
Report Date:	7/2025	Program Length in Months: ?	<input type="text" value="9"/>
Beginning Date:	3/2023	End Date:	<input type="text" value="2/2024"/>

Is this chart for a satellite location? Yes No [?](#)

Is this chart for a program offered 100% via Distance Education? Yes No [?](#)

REPORTING PERIOD

Class Start Date (eg 01/21):	03/23	04/23	05/23	06/23	07/23	08/23	09/23	10/23	11/23	12/23	01/24	02/24	Total	%
Number Started:	<input type="text" value="1"/>	<input type="text" value="1"/>	<input type="text" value="2"/>	<input type="text" value="1"/>	<input type="text" value="2"/>	<input type="text" value="5"/>	<input type="text" value="0"/>	<input type="text" value="1"/>	<input type="text" value="2"/>	<input type="text" value="2"/>	<input type="text" value="3"/>	<input type="text" value="1"/>	21	
Transfers to Another Program/Cohort:	<input type="text" value="0"/>	<input type="text" value="0"/>	<input type="text" value="0"/>	<input type="text" value="0"/>	<input type="text" value="0"/>	<input type="text" value="0"/>	<input type="text" value="0"/>	<input type="text" value="0"/>	<input type="text" value="0"/>	<input type="text" value="0"/>	<input type="text" value="0"/>	<input type="text" value="0"/>	0	0%
Transfers from Another Program/Cohort:	<input type="text" value="0"/>	<input type="text" value="0"/>	<input type="text" value="0"/>	<input type="text" value="0"/>	<input type="text" value="0"/>	<input type="text" value="0"/>	<input type="text" value="0"/>	<input type="text" value="0"/>	<input type="text" value="0"/>	<input type="text" value="0"/>	<input type="text" value="0"/>	<input type="text" value="0"/>	0	0%
Total Starts (+/- Transfers):	1	1	2	1	2	5	0	1	2	2	3	1	21	
Unavailable for Graduation: ?	<input type="text" value="0"/>	<input type="text" value="0"/>	<input type="text" value="0"/>	<input type="text" value="0"/>	<input type="text" value="0"/>	<input type="text" value="0"/>	<input type="text" value="0"/>	<input type="text" value="0"/>	<input type="text" value="0"/>	<input type="text" value="0"/>	<input type="text" value="0"/>	<input type="text" value="0"/>	0	0%
Students Available For Graduation:	1	1	2	1	2	5	0	1	2	2	3	1	21	100%
Withdrawn/Terminated Students:	<input type="text" value="0"/>	<input type="text" value="0"/>	<input type="text" value="1"/>	<input type="text" value="1"/>	<input type="text" value="2"/>	<input type="text" value="2"/>	<input type="text" value="0"/>	<input type="text" value="0"/>	<input type="text" value="1"/>	<input type="text" value="1"/>	<input type="text" value="1"/>	<input type="text" value="0"/>	9	43%
Graduates within 150% Program Length:	1	1	1	0	0	3	0	1	1	1	2	1	12	57%

GRADUATION RATE	100%	100%	50%	0%	0%	60%	0%	100%	50%	50%	67%	100%		57%
Graduates - Further Education: 	0	0	0	0	0	0	0	0	0	0	0	0	0	0%
Graduates - Unavailable for Employment: 	0	0	0	0	0	0	0	0	0	0	0	0	0	0%
Graduates - Available for Employment:	1	1	1	0	0	3	0	1	1	1	2	1	12	100%
Graduates - Employed in Field:	1	0	0	0	0	1	0	0	0	1	1	0	4	33%
EMPLOYMENT RATE	100%	0%	0%	0%	0%	33%	0%	0%	0%	100%	50%	0%		33%
Graduates - Unrelated Occupation:	0	0	0	0	0	0	0	0	0	0	0	0	0	0%
Graduates - Unemployed:	0	1	1	0	0	2	0	1	1	0	1	1	8	67%
Graduates - Unknown:	0	0	0	0	0	0	0	0	0	0	0	0	0	0%
Non-Graduated Students Who Obtained Training Related Employment	0	0	0	0	0	0	0	0	0	0	0	0	0	0%
Employment Rate with Non-Graduated Employed Students	100%	0%	0%	0%	0%	33%	0%	0%	0%	100%	50%	0%		33%

LICENSURE / CERTIFICATION EXAMINATION PASS RATES CHART

Licensure / Certification Name:														
1. Class Start Date:	03/23	04/23	05/23	06/23	07/23	08/23	09/23	10/23	11/23	12/23	01/24	02/24		
2. Number of Graduates:	1	1	1	0	0	3	0	1	1	1	2	1	12	
3. # of Graduates Taking Exam:	0	0	0	0	0	0	0	0	0	0	0	0	0	
4. # of Graduates Passing Exam:	0	0	0	0	0	0	0	0	0	0	0	0	0	
5. Percentage of Grads Passing Exam:	0	0	0	0	0	0	0	0	0	0	0	0	0	Avg.
Licensure / Certification Examination Agency Rate:	0	0	0	0	0	0	0	0	0	0	0	0	0	0
<div style="display: flex; justify-content: space-between; align-items: center;"> Cancel Save </div>														



Log Off

Timeout:
44.9 minutes

- Annual Report
- Programs
- School Info
- DMS
- HELP ?

Annual Report: **2025** School Number: **000719** School Name: **North-West College** Type: **Main** Annual Report Status: **Submitted**

Address1: **134 W. Holt Ave.** City: **Pomona** State: **CA** Zip: **91768**

GRADUATION AND EMPLOYMENT CHART

You must SAVE the G&E form to calculate totals



Cancel	<input checked="" type="checkbox"/> Complete	Save
Approved Program Title:	Massage Therapy	
Program Code:	310	
Credential:	Diploma	
Report Date:	7/2025	Program Length in Months: <input type="text" value="9"/>
Beginning Date:	3/2023	End Date: 2/2024

Is this chart for a satellite location? Yes No [?](#)

Is this chart for a program offered 100% via Distance Education? Yes No [?](#)

REPORTING PERIOD

Class Start Date (eg 01/21):	03/23	04/23	05/23	06/23	07/23	08/23	09/23	10/23	11/23	12/23	01/24	02/24	Total	%
Number Started:	0	0	0	2	1	1	3	2	2	0	4	2	17	
Transfers to Another Program/Cohort:	0	0	0	0	0	0	0	0	0	0	0	0	0	0%
Transfers from Another Program/Cohort:	0	0	0	0	0	0	0	0	0	0	0	0	0	0%
Total Starts (+/- Transfers):	0	0	0	2	1	1	3	2	2	0	4	2	17	
Unavailable for Graduation: ?	0	0	0	0	0	0	0	0	0	0	0	0	0	0%
Students Available For Graduation:	0	0	0	2	1	1	3	2	2	0	4	2	17	100%
Withdrawn/Terminated Students:	0	0	0	0	1	0	0	1	2	0	3	0	7	41%
Graduates within 150% Program Length:	0	0	0	2	0	1	3	1	0	0	1	2	10	59%

GRADUATION RATE	0%	0%	0%	100%	0%	100%	100%	50%	0%	0%	25%	100%		59%	
Graduates - Further Education: 	0	0	0	0	0	0	0	0	0	0	0	0	0	0	0%
Graduates - Unavailable for Employment: 	0	0	0	0	0	0	0	0	0	0	0	0	0	0	0%
Graduates - Available for Employment:	0	0	0	2	0	1	3	1	0	0	1	2	10	100%	
Graduates - Employed in Field:	0	0	0	2	0	0	1	1	0	0	1	2	7	70%	
EMPLOYMENT RATE	0%	0%	0%	100%	0%	0%	33%	100%	0%	0%	100%	100%		70%	
Graduates - Unrelated Occupation:	0	0	0	0	0	0	0	0	0	0	0	0	0	0%	
Graduates - Unemployed:	0	0	0	0	0	1	2	0	0	0	0	0	3	30%	
Graduates - Unknown:	0	0	0	0	0	0	0	0	0	0	0	0	0	0%	
Non-Graduated Students Who Obtained Training Related Employment	0	0	0	0	0	0	0	0	0	0	0	0	0	0%	
Employment Rate with Non-Graduated Employed Students	0%	0%	0%	100%	0%	0%	33%	100%	0%	0%	100%	100%		70%	

LICENSURE / CERTIFICATION EXAMINATION PASS RATES CHART

Licensure / Certification Name:														
1. Class Start Date:	03/23	04/23	05/23	06/23	07/23	08/23	09/23	10/23	11/23	12/23	01/24	02/24		
2. Number of Graduates:	0	0	0	2	0	1	3	1	0	0	1	2	10	
3. # of Graduates Taking Exam:	0	0	0	0	0	0	0	0	0	0	0	0	0	
4. # of Graduates Passing Exam:	0	0	0	0	0	0	0	0	0	0	0	0	0	
5. Percentage of Grads Passing Exam:	0	0	0	0	0	0	0	0	0	0	0	0	0	Avg.
Licensure / Certification Examination Agency Rate:	0	0	0	0	0	0	0	0	0	0	0	0	0	0
<div style="display: flex; justify-content: space-between; align-items: center;"> Cancel Save </div>														



Log Off

Timeout:
44.6 minutes

Annual Report

Programs

School Info

DMS

HELP ?

Annual Report: **2025** School Number: **000719** School Name: **North-West College** Type: **Main** Annual Report Status: **Submitted**
 Address1: **134 W. Holt Ave.** City: **Pomona** State: **CA** Zip: **91768**

GRADUATION AND EMPLOYMENT CHART

You must SAVE the G&E form to calculate totals



Cancel	<input checked="" type="checkbox"/> Complete		Save
Approved Program Title:	Pharmacy Technician		
Program Code:	146		
Credential:	Diploma		
Report Date:	7/2025	Program Length in Months: ?	9
Beginning Date:	3/2023	End Date:	2/2024

Is this chart for a satellite location? Yes No [?](#)

Is this chart for a program offered 100% via Distance Education? Yes No [?](#)

REPORTING PERIOD

Class Start Date (eg 01/21):	03/23	04/23	05/23	06/23	07/23	08/23	09/23	10/23	11/23	12/23	01/24	02/24	Total	%
Number Started:	3	0	1	0	3	2	2	0	0	1	3	0	15	
Transfers to Another Program/Cohort:	0	0	0	0	0	0	0	0	0	0	0	0	0	0%
Transfers from Another Program/Cohort:	0	0	0	0	0	0	0	0	0	0	0	0	0	0%
Total Starts (+/- Transfers):	3	0	1	0	3	2	2	0	0	1	3	0	15	
Unavailable for Graduation: ?	0	0	0	0	0	0	0	0	0	0	0	0	0	0%
Students Available For Graduation:	3	0	1	0	3	2	2	0	0	1	3	0	15	100%
Withdrawn/Terminated Students:	1	0	0	0	0	1	1	0	0	0	1	0	4	27%
Graduates within 150% Program Length:	2	0	1	0	3	1	1	0	0	1	2	0	11	73%

GRADUATION RATE	67%	0%	100%	0%	100%	50%	50%	0%	0%	100%	67%	0%		73%
Graduates - Further Education: 	0	0	0	0	0	0	0	0	0	0	0	0	0	0
Graduates - Unavailable for Employment: 	0	0	0	0	0	0	0	0	0	0	0	0	0	0
Graduates - Available for Employment:	2	0	1	0	3	1	1	0	0	1	2	0	11	100%
Graduates - Employed in Field:	2	0	1	0	3	0	1	0	0	0	1	0	8	73%
EMPLOYMENT RATE	100%	0%	100%	0%	100%	0%	100%	0%	0%	0%	50%	0%		73%
Graduates - Unrelated Occupation:	0	0	0	0	0	0	0	0	0	0	0	0	0	0%
Graduates - Unemployed:	0	0	0	0	0	1	0	0	0	1	1	0	3	27%
Graduates - Unknown:	0	0	0	0	0	0	0	0	0	0	0	0	0	0%
Non-Graduated Students Who Obtained Training Related Employment	0	0	0	0	0	0	0	0	0	0	0	0	0	0%
Employment Rate with Non-Graduated Employed Students	100%	0%	100%	0%	100%	0%	100%	0%	0%	0%	50%	0%		73%

LICENSURE / CERTIFICATION EXAMINATION PASS RATES CHART

Licensure / Certification Name:														
1. Class Start Date:	03/23	04/23	05/23	06/23	07/23	08/23	09/23	10/23	11/23	12/23	01/24	02/24		
2. Number of Graduates:	2	0	1	0	3	1	1	0	0	1	2	0	11	
3. # of Graduates Taking Exam:	0	0	0	0	0	0	0	0	0	0	0	0	0	
4. # of Graduates Passing Exam:	0	0	0	0	0	0	0	0	0	0	0	0	0	
5. Percentage of Grads Passing Exam:	0	0	0	0	0	0	0	0	0	0	0	0	0	Avg.
Licensure / Certification Examination Agency Rate:	0	0	0	0	0	0	0	0	0	0	0	0	0	0
<div style="display: flex; justify-content: space-between; align-items: center;"> Cancel Save </div>														



Log Off

Timeout:
44.8 minutes

- Annual Report
- Programs
- School Info
- DMS
- HELP ?

Annual Report: **2025** School Number: **000719** School Name: **North-West College** Type: **Main** Annual Report Status: **Submitted**

Address1: **134 W. Holt Ave.** City: **Pomona** State: **CA** Zip: **91768**

GRADUATION AND EMPLOYMENT CHART

You must SAVE the G&E form to calculate totals



Cancel	<input checked="" type="checkbox"/> Complete	Save
Approved Program Title:	Vocational Nurse	
Program Code:	1715	
Credential:	Diploma	
Report Date:	7/2025	Program Length in Months: <input type="text" value="15"/>
Beginning Date:	6/2022	End Date: <input type="text" value="5/2023"/>

Is this chart for a satellite location? Yes No [?](#)

Is this chart for a program offered 100% via Distance Education? Yes No [?](#)

REPORTING PERIOD

Class Start Date (eg 01/21):	06/22	07/22	08/22	09/22	10/22	11/22	12/22	01/23	02/23	03/23	04/23	05/23	Total	%
Number Started:	10	0	38	1	0	0	1	40	0	0	28	9	127	
Transfers to Another Program/Cohort:	0	0	0	0	0	0	0	0	0	0	0	0	0	0%
Transfers from Another Program/Cohort:	0	0	0	0	0	0	0	0	0	0	0	0	0	0%
Total Starts (+/- Transfers):	10	0	38	1	0	0	1	40	0	0	28	9	127	
Unavailable for Graduation: ?	0	0	0	0	0	0	0	0	0	0	0	0	0	0%
Students Available For Graduation:	10	0	38	1	0	0	1	40	0	0	28	9	127	100%
Withdrawn/Terminated Students:	1	0	10	0	0	0	0	14	0	0	11	4	40	31%
Graduates within 150% Program Length:	9	0	28	1	0	0	1	26	0	0	17	5	87	69%

GRADUATION RATE	90%	0%	74%	100%	0%	0%	100%	65%	0%	0%	61%	56%		69%
Graduates - Further Education: 	0	0	0	0	0	0	0	0	0	0	0	0	0	0
Graduates - Unavailable for Employment: 	0	0	0	0	0	0	0	0	0	0	0	0	0	0
Graduates - Available for Employment:	9	0	28	1	0	0	1	26	0	0	17	5	87	100%
Graduates - Employed in Field:	9	0	23	1	0	0	1	16	0	0	8	3	61	70%
EMPLOYMENT RATE	100%	0%	82%	100%	0%	0%	100%	62%	0%	0%	47%	60%		70%
Graduates - Unrelated Occupation:	0	0	0	0	0	0	0	0	0	0	0	0	0	0
Graduates - Unemployed:	0	0	5	0	0	0	0	10	0	0	9	2	26	30%
Graduates - Unknown:	0	0	0	0	0	0	0	0	0	0	0	0	0	0
Non-Graduated Students Who Obtained Training Related Employment	0	0	0	0	0	0	0	0	0	0	0	0	0	0
Employment Rate with Non-Graduated Employed Students	100%	0%	82%	100%	0%	0%	100%	62%	0%	0%	47%	60%		70%

LICENSURE / CERTIFICATION EXAMINATION PASS RATES CHART

Licensure / Certification Name:	BVNPT													
1. Class Start Date:	06/22	07/22	08/22	09/22	10/22	11/22	12/22	01/23	02/23	03/23	04/23	05/23		
2. Number of Graduates:	9	0	28	1	0	0	1	26	0	0	17	5	87	
3. # of Graduates Taking Exam:	9	0	24	1	0	0	1	22	0	0	13	5	75	
4. # of Graduates Passing Exam:	9	0	24	1	0	0	1	21	0	0	13	5	74	
5. Percentage of Grads Passing Exam:	100	0	100	100	0	0	100	95	0	0	100	100	99	Avg.
Licensure / Certification Examination Agency Rate:	0	0	0	0	0	0	0	0	0	0	0	0	0	0
Cancel											Save			