



Log Off

Timeout:  
45.0 minutes

Annual Report

Programs

School Info

DMS

HELP ?

Annual Report: **2025** School Number: **070772** School Name: **North-West College** Type: **Branch** Annual Report Status: **Submitted**

Address1: **4550 LaSierra Ave.** City: **Riverside** State: **CA** Zip: **92505**



**GRADUATION AND EMPLOYMENT CHART**

**You must SAVE the G&E form to calculate totals**

<b>Cancel</b>		<input checked="" type="checkbox"/> Complete		<b>Save</b>	
Approved Program Title:	Dental Assistant				
Program Code:	106				
Credential:	Diploma				
Report Date:	7/2025	Program Length in Months:	9		
Beginning Date:	3/2023	End Date:	2/2024		
Is this chart for a satellite location? <input type="radio"/> Yes <input checked="" type="radio"/> No					
Is this chart for a program offered 100% via Distance Education? <input type="radio"/> Yes <input checked="" type="radio"/> No					

**REPORTING PERIOD**

Class Start Date (eg 01/21):	03/23	04/23	05/23	06/23	07/23	08/23	09/23	10/23	11/23	12/23	01/24	02/24	Total	%
Number Started:	3	2	2	8	5	5	10	6	2	1	7	0	51	
Transfers to Another Program/Cohort:	0	0	0	1	0	0	0	0	0	0	0	0	1	2%
Transfers from Another Program/Cohort:	0	0	0	0	0	0	0	0	0	0	0	0	0	0%
<b>Total Starts (+/- Transfers):</b>	<b>3</b>	<b>2</b>	<b>2</b>	<b>7</b>	<b>5</b>	<b>5</b>	<b>10</b>	<b>6</b>	<b>2</b>	<b>1</b>	<b>7</b>	<b>0</b>	<b>50</b>	
Unavailable for Graduation:	0	0	0	0	0	0	0	0	0	0	0	0	0	0%
<b>Students Available For Graduation:</b>	<b>3</b>	<b>2</b>	<b>2</b>	<b>7</b>	<b>5</b>	<b>5</b>	<b>10</b>	<b>6</b>	<b>2</b>	<b>1</b>	<b>7</b>	<b>0</b>	<b>50</b>	<b>100%</b>
Withdrawn/Terminated Students:	1	1	1	1	2	3	2	1	1	0	0	0	13	26%
<b>Graduates within 150% Program Length:</b>	<b>2</b>	<b>1</b>	<b>1</b>	<b>6</b>	<b>3</b>	<b>2</b>	<b>8</b>	<b>5</b>	<b>1</b>	<b>1</b>	<b>7</b>	<b>0</b>	<b>37</b>	<b>74%</b>

<b>GRADUATION RATE</b>	<b>67%</b>	<b>50%</b>	<b>50%</b>	<b>86%</b>	<b>60%</b>	<b>40%</b>	<b>80%</b>	<b>83%</b>	<b>50%</b>	<b>100%</b>	<b>100%</b>	<b>0%</b>		<b>74%</b>
Graduates - Further Education: 	0	0	0	0	0	0	0	0	0	0	0	0	0	0
Graduates - Unavailable for Employment: 	0	0	0	0	0	0	0	0	0	0	0	0	0	0
Graduates - Available for Employment:	<b>2</b>	<b>1</b>	<b>1</b>	<b>6</b>	<b>3</b>	<b>2</b>	<b>8</b>	<b>5</b>	<b>1</b>	<b>1</b>	<b>7</b>	<b>0</b>	<b>37</b>	<b>100%</b>
Graduates - Employed in Field:	2	1	0	5	3	2	7	2	1	0	4	0	27	73%
<b>EMPLOYMENT RATE</b>	<b>100%</b>	<b>100%</b>	<b>0%</b>	<b>83%</b>	<b>100%</b>	<b>100%</b>	<b>88%</b>	<b>40%</b>	<b>100%</b>	<b>0%</b>	<b>57%</b>	<b>0%</b>		<b>73%</b>
Graduates - Unrelated Occupation:	0	0	0	0	0	0	0	0	0	0	0	0	0	0
Graduates - Unemployed:	0	0	1	1	0	0	1	3	0	1	3	0	10	27%
Graduates - Unknown:	0	0	0	0	0	0	0	0	0	0	0	0	0	0
<b>Non-Graduated Students Who Obtained Training Related Employment</b>	0	0	0	0	0	0	0	0	0	0	0	0	0	0
<b>Employment Rate with Non-Graduated Employed Students</b>	<b>100%</b>	<b>100%</b>	<b>0%</b>	<b>83%</b>	<b>100%</b>	<b>100%</b>	<b>88%</b>	<b>40%</b>	<b>100%</b>	<b>0%</b>	<b>57%</b>	<b>0%</b>		<b>73%</b>

**LICENSURE / CERTIFICATION EXAMINATION PASS RATES CHART**

Licensure / Certification Name:														
1. Class Start Date:	03/23	04/23	05/23	06/23	07/23	08/23	09/23	10/23	11/23	12/23	01/24	02/24		
2. Number of Graduates:	2	1	1	6	3	2	8	5	1	1	7	0	<b>37</b>	
3. # of Graduates Taking Exam:	0	0	0	0	0	0	0	0	0	0	0	0	<b>0</b>	
4. # of Graduates Passing Exam:	0	0	0	0	0	0	0	0	0	0	0	0	<b>0</b>	
<b>5. Percentage of Grads Passing Exam:</b>	<b>0</b>	<b>0</b>	<b>0</b>	<b>0</b>	<b>0</b>	<b>0</b>	<b>0</b>	<b>0</b>	<b>0</b>	<b>0</b>	<b>0</b>	<b>0</b>	<b>0</b>	Avg.
Licensure / Certification Examination Agency Rate:	0	0	0	0	0	0	0	0	0	0	0	0	<b>0</b>	<b>0</b>
<div style="display: flex; justify-content: space-between; align-items: center;"> <span style="background-color: yellow; border: 1px solid black; padding: 2px 10px;">Cancel</span> <span style="background-color: #f4a460; border: 1px solid black; padding: 2px 10px;">Save</span> </div>														



Log Off

Timeout:  
45.0 minutes

Annual Report

Programs

School Info

DMS

HELP ?

Annual Report: **2025** School Number: **070772** School Name: **North-West College** Type: **Branch** Annual Report Status: **Submitted**

Address1: **4550 LaSierra Ave.** City: **Riverside** State: **CA** Zip: **92505**



**GRADUATION AND EMPLOYMENT CHART**

**You must SAVE the G&E form to calculate totals**

<b>Cancel</b>		<input checked="" type="checkbox"/> Complete		<b>Save</b>	
Approved Program Title:	Medical Assistant				
Program Code:	124				
Credential:	Diploma				
Report Date:	7/2025	Program Length in Months: <a href="#">?</a>	9		
Beginning Date:	3/2023	End Date:	2/2024		
Is this chart for a satellite location? <input type="radio"/> Yes <input checked="" type="radio"/> No <a href="#">?</a>					
Is this chart for a program offered 100% via Distance Education? <input type="radio"/> Yes <input checked="" type="radio"/> No <a href="#">?</a>					

**REPORTING PERIOD**

Class Start Date (eg 01/21):	03/23	04/23	05/23	06/23	07/23	08/23	09/23	10/23	11/23	12/23	01/24	02/24	Total	%
Number Started:	11	12	12	32	21	23	17	5	10	3	21	6	173	
Transfers to Another Program/Cohort:	0	0	0	0	0	0	1	0	0	0	0	0	1	1%
Transfers from Another Program/Cohort:	0	0	0	0	0	0	0	0	0	0	0	0	0	0%
<b>Total Starts (+/- Transfers):</b>	<b>11</b>	<b>12</b>	<b>12</b>	<b>32</b>	<b>21</b>	<b>23</b>	<b>16</b>	<b>5</b>	<b>10</b>	<b>3</b>	<b>21</b>	<b>6</b>	<b>172</b>	
Unavailable for Graduation: <a href="#">?</a>	0	0	0	0	0	0	0	0	0	0	0	0	0	0%
<b>Students Available For Graduation:</b>	<b>11</b>	<b>12</b>	<b>12</b>	<b>32</b>	<b>21</b>	<b>23</b>	<b>16</b>	<b>5</b>	<b>10</b>	<b>3</b>	<b>21</b>	<b>6</b>	<b>172</b>	<b>100%</b>
Withdrawn/Terminated Students:	4	2	0	7	4	9	4	2	0	2	5	1	40	23%
<b>Graduates within 150% Program Length:</b>	<b>7</b>	<b>10</b>	<b>12</b>	<b>25</b>	<b>17</b>	<b>14</b>	<b>12</b>	<b>3</b>	<b>10</b>	<b>1</b>	<b>16</b>	<b>5</b>	<b>132</b>	<b>77%</b>

<b>GRADUATION RATE</b>	<b>64%</b>	<b>83%</b>	<b>100%</b>	<b>78%</b>	<b>81%</b>	<b>61%</b>	<b>75%</b>	<b>60%</b>	<b>100%</b>	<b>33%</b>	<b>76%</b>	<b>83%</b>		<b>77%</b>
Graduates - Further Education: 	0	0	0	0	0	0	0	0	0	0	0	0	0	0%
Graduates - Unavailable for Employment: 	0	0	0	0	0	0	0	0	0	0	0	0	0	0%
Graduates - Available for Employment:	<b>7</b>	<b>10</b>	<b>12</b>	<b>25</b>	<b>17</b>	<b>14</b>	<b>12</b>	<b>3</b>	<b>10</b>	<b>1</b>	<b>16</b>	<b>5</b>	<b>132</b>	<b>100%</b>
Graduates - Employed in Field:	6	7	11	19	13	13	11	3	8	1	14	4	110	83%
<b>EMPLOYMENT RATE</b>	<b>86%</b>	<b>70%</b>	<b>92%</b>	<b>76%</b>	<b>76%</b>	<b>93%</b>	<b>92%</b>	<b>100%</b>	<b>80%</b>	<b>100%</b>	<b>88%</b>	<b>80%</b>		<b>83%</b>
Graduates - Unrelated Occupation:	0	0	0	0	0	0	0	0	0	0	0	0	0	0%
Graduates - Unemployed:	1	3	1	6	4	1	1	0	2	0	2	1	22	17%
Graduates - Unknown:	0	0	0	0	0	0	0	0	0	0	0	0	0	0%
<b>Non-Graduated Students Who Obtained Training Related Employment</b>	0	0	0	0	0	0	0	0	0	0	0	0	0	0%
<b>Employment Rate with Non-Graduated Employed Students</b>	<b>86%</b>	<b>70%</b>	<b>92%</b>	<b>76%</b>	<b>76%</b>	<b>93%</b>	<b>92%</b>	<b>100%</b>	<b>80%</b>	<b>100%</b>	<b>88%</b>	<b>80%</b>		<b>83%</b>

**LICENSURE / CERTIFICATION EXAMINATION PASS RATES CHART**

Licensure / Certification Name:														
1. Class Start Date:	03/23	04/23	05/23	06/23	07/23	08/23	09/23	10/23	11/23	12/23	01/24	02/24		
2. Number of Graduates:	7	10	12	25	17	14	12	3	10	1	16	5	<b>132</b>	
3. # of Graduates Taking Exam:	0	0	0	0	0	0	0	0	0	0	0	0	<b>0</b>	
4. # of Graduates Passing Exam:	0	0	0	0	0	0	0	0	0	0	0	0	<b>0</b>	
<b>5. Percentage of Grads Passing Exam:</b>	<b>0</b>	<b>0</b>	<b>0</b>	<b>0</b>	<b>0</b>	<b>0</b>	<b>0</b>	<b>0</b>	<b>0</b>	<b>0</b>	<b>0</b>	<b>0</b>	<b>0</b>	Avg.
Licensure / Certification Examination Agency Rate:	0	0	0	0	0	0	0	0	0	0	0	0	<b>0</b>	<b>0</b>
<div style="display: flex; justify-content: space-between; align-items: center;"> <span style="background-color: yellow; border: 1px solid black; padding: 2px 10px;">Cancel</span> <span style="background-color: #f4a460; border: 1px solid black; padding: 2px 10px;">Save</span> </div>														



Log Off

Timeout:  
45.0 minutes

Annual Report

Programs

School Info

DMS

HELP ?

Annual Report: **2025** School Number: **070772** School Name: **North-West College** Type: **Branch** Annual Report Status: **Submitted**

Address1: **4550 LaSierra Ave.** City: **Riverside** State: **CA** Zip: **92505**



**GRADUATION AND EMPLOYMENT CHART**

**You must SAVE the G&E form to calculate totals**

<b>Cancel</b>		<input checked="" type="checkbox"/> Complete		<b>Save</b>	
Approved Program Title:	Medical Insurance Biller and Coder				
Program Code:	128				
Credential:	Diploma				
Report Date:	7/2025	Program Length in Months:	9		
Beginning Date:	3/2023	End Date:	2/2024		
Is this chart for a satellite location? <input type="radio"/> Yes <input checked="" type="radio"/> No					
Is this chart for a program offered 100% via Distance Education? <input type="radio"/> Yes <input checked="" type="radio"/> No					

**REPORTING PERIOD**

Class Start Date (eg 01/21):	03/23	04/23	05/23	06/23	07/23	08/23	09/23	10/23	11/23	12/23	01/24	02/24	Total	%
Number Started:	3	3	4	4	4	5	2	3	3	2	5	8	46	
Transfers to Another Program/Cohort:	0	0	0	0	0	0	0	0	0	0	0	0	0	0%
Transfers from Another Program/Cohort:	0	0	0	0	0	0	0	0	0	0	0	0	0	0%
<b>Total Starts (+/- Transfers):</b>	<b>3</b>	<b>3</b>	<b>4</b>	<b>4</b>	<b>4</b>	<b>5</b>	<b>2</b>	<b>3</b>	<b>3</b>	<b>2</b>	<b>5</b>	<b>8</b>	<b>46</b>	
Unavailable for Graduation:	0	0	0	0	0	0	0	0	0	0	0	0	0	0%
<b>Students Available For Graduation:</b>	<b>3</b>	<b>3</b>	<b>4</b>	<b>4</b>	<b>4</b>	<b>5</b>	<b>2</b>	<b>3</b>	<b>3</b>	<b>2</b>	<b>5</b>	<b>8</b>	<b>46</b>	<b>100%</b>
Withdrawn/Terminated Students:	0	1	2	2	2	2	0	1	1	2	3	5	21	46%
<b>Graduates within 150% Program Length:</b>	<b>3</b>	<b>2</b>	<b>2</b>	<b>2</b>	<b>2</b>	<b>3</b>	<b>2</b>	<b>2</b>	<b>2</b>	<b>0</b>	<b>2</b>	<b>3</b>	<b>25</b>	<b>54%</b>

<b>GRADUATION RATE</b>	<b>100%</b>	<b>67%</b>	<b>50%</b>	<b>50%</b>	<b>50%</b>	<b>60%</b>	<b>100%</b>	<b>67%</b>	<b>67%</b>	<b>0%</b>	<b>40%</b>	<b>38%</b>		<b>54%</b>
Graduates - Further Education: 	0	0	0	0	0	0	0	0	0	0	0	0	0	0%
Graduates - Unavailable for Employment: 	0	0	0	0	0	0	0	0	0	0	0	0	0	0%
Graduates - Available for Employment:	<b>3</b>	<b>2</b>	<b>2</b>	<b>2</b>	<b>2</b>	<b>3</b>	<b>2</b>	<b>2</b>	<b>2</b>	<b>0</b>	<b>2</b>	<b>3</b>	<b>25</b>	<b>100%</b>
Graduates - Employed in Field:	3	2	1	2	2	3	2	2	2	0	1	1	21	84%
<b>EMPLOYMENT RATE</b>	<b>100%</b>	<b>100%</b>	<b>50%</b>	<b>100%</b>	<b>100%</b>	<b>100%</b>	<b>100%</b>	<b>100%</b>	<b>100%</b>	<b>0%</b>	<b>50%</b>	<b>33%</b>		<b>84%</b>
Graduates - Unrelated Occupation:	0	0	0	0	0	0	0	0	0	0	0	0	0	0%
Graduates - Unemployed:	0	0	1	0	0	0	0	0	0	0	1	2	4	16%
Graduates - Unknown:	0	0	0	0	0	0	0	0	0	0	0	0	0	0%
<b>Non-Graduated Students Who Obtained Training Related Employment</b>	0	0	0	0	0	0	0	0	0	0	0	0	0	0%
<b>Employment Rate with Non-Graduated Employed Students</b>	<b>100%</b>	<b>100%</b>	<b>50%</b>	<b>100%</b>	<b>100%</b>	<b>100%</b>	<b>100%</b>	<b>100%</b>	<b>100%</b>	<b>0%</b>	<b>50%</b>	<b>33%</b>		<b>84%</b>

**LICENSURE / CERTIFICATION EXAMINATION PASS RATES CHART**

Licensure / Certification Name:														
1. Class Start Date:	03/23	04/23	05/23	06/23	07/23	08/23	09/23	10/23	11/23	12/23	01/24	02/24		
2. Number of Graduates:	3	2	2	2	2	3	2	2	2	0	2	3	<b>25</b>	
3. # of Graduates Taking Exam:	0	0	0	0	0	0	0	0	0	0	0	0	<b>0</b>	
4. # of Graduates Passing Exam:	0	0	0	0	0	0	0	0	0	0	0	0	<b>0</b>	
<b>5. Percentage of Grads Passing Exam:</b>	<b>0</b>	<b>0</b>	<b>0</b>	<b>0</b>	<b>0</b>	<b>0</b>	<b>0</b>	<b>0</b>	<b>0</b>	<b>0</b>	<b>0</b>	<b>0</b>	<b>0</b>	Avg.
Licensure / Certification Examination Agency Rate:	0	0	0	0	0	0	0	0	0	0	0	0	<b>0</b>	<b>0</b>
<div style="display: flex; justify-content: space-between; align-items: center;"> <span style="background-color: yellow; padding: 5px 15px; border: 1px solid black;">Cancel</span> <span style="background-color: #f4a460; padding: 5px 15px; border: 1px solid black;">Save</span> </div>														



Log Off

Timeout:  
45.0 minutes

Annual Report

Programs

School Info

DMS

HELP ?

Annual Report: **2025** School Number: **070772** School Name: **North-West College** Type: **Branch** Annual Report Status: **Submitted**

Address1: **4550 LaSierra Ave.** City: **Riverside** State: **CA** Zip: **92505**



**GRADUATION AND EMPLOYMENT CHART**

**You must SAVE the G&E form to calculate totals**

<b>Cancel</b>		<input checked="" type="checkbox"/> Complete		<b>Save</b>	
Approved Program Title:	Pharmacy Technician				
Program Code:	146				
Credential:	Diploma				
Report Date:	7/2025	Program Length in Months:	9		
Beginning Date:	3/2023	End Date:	2/2024		
Is this chart for a satellite location? <input type="radio"/> Yes <input checked="" type="radio"/> No					
Is this chart for a program offered 100% via Distance Education? <input type="radio"/> Yes <input checked="" type="radio"/> No					

**REPORTING PERIOD**

Class Start Date (eg 01/21):	03/23	04/23	05/23	06/23	07/23	08/23	09/23	10/23	11/23	12/23	01/24	02/24	Total	%
Number Started:	6	1	4	4	3	3	1	3	3	0	0	2	30	
Transfers to Another Program/Cohort:	0	0	0	0	0	0	0	0	0	0	0	0	0	0%
Transfers from Another Program/Cohort:	0	0	0	0	0	0	0	0	0	0	0	0	0	0%
<b>Total Starts (+/- Transfers):</b>	<b>6</b>	<b>1</b>	<b>4</b>	<b>4</b>	<b>3</b>	<b>3</b>	<b>1</b>	<b>3</b>	<b>3</b>	<b>0</b>	<b>0</b>	<b>2</b>	<b>30</b>	
Unavailable for Graduation:	0	0	0	0	0	0	0	0	0	0	0	0	0	0%
<b>Students Available For Graduation:</b>	<b>6</b>	<b>1</b>	<b>4</b>	<b>4</b>	<b>3</b>	<b>3</b>	<b>1</b>	<b>3</b>	<b>3</b>	<b>0</b>	<b>0</b>	<b>2</b>	<b>30</b>	<b>100%</b>
Withdrawn/Terminated Students:	2	1	1	2	0	2	0	3	1	0	0	2	14	47%
<b>Graduates within 150% Program Length:</b>	<b>4</b>	<b>0</b>	<b>3</b>	<b>2</b>	<b>3</b>	<b>1</b>	<b>1</b>	<b>0</b>	<b>2</b>	<b>0</b>	<b>0</b>	<b>0</b>	<b>16</b>	<b>53%</b>

<b>GRADUATION RATE</b>	<b>67%</b>	<b>0%</b>	<b>75%</b>	<b>50%</b>	<b>100%</b>	<b>33%</b>	<b>100%</b>	<b>0%</b>	<b>67%</b>	<b>0%</b>	<b>0%</b>	<b>0%</b>		<b>53%</b>
Graduates - Further Education: 	0	0	0	0	0	0	0	0	0	0	0	0	0	0%
Graduates - Unavailable for Employment: 	0	0	0	0	0	0	0	0	0	0	0	0	0	0%
Graduates - Available for Employment:	<b>4</b>	<b>0</b>	<b>3</b>	<b>2</b>	<b>3</b>	<b>1</b>	<b>1</b>	<b>0</b>	<b>2</b>	<b>0</b>	<b>0</b>	<b>0</b>	<b>16</b>	<b>100%</b>
Graduates - Employed in Field:	3	0	2	1	3	0	1	0	2	0	0	0	12	75%
<b>EMPLOYMENT RATE</b>	<b>75%</b>	<b>0%</b>	<b>67%</b>	<b>50%</b>	<b>100%</b>	<b>0%</b>	<b>100%</b>	<b>0%</b>	<b>100%</b>	<b>0%</b>	<b>0%</b>	<b>0%</b>		<b>75%</b>
Graduates - Unrelated Occupation:	0	0	0	0	0	0	0	0	0	0	0	0	0	0%
Graduates - Unemployed:	1	0	1	1	0	1	0	0	0	0	0	0	4	25%
Graduates - Unknown:	0	0	0	0	0	0	0	0	0	0	0	0	0	0%
<b>Non-Graduated Students Who Obtained Training Related Employment</b>	0	0	0	0	0	0	0	0	0	0	0	0	0	0%
<b>Employment Rate with Non-Graduated Employed Students</b>	<b>75%</b>	<b>0%</b>	<b>67%</b>	<b>50%</b>	<b>100%</b>	<b>0%</b>	<b>100%</b>	<b>0%</b>	<b>100%</b>	<b>0%</b>	<b>0%</b>	<b>0%</b>		<b>75%</b>

**LICENSURE / CERTIFICATION EXAMINATION PASS RATES CHART**

Licensure / Certification Name:														
1. Class Start Date:	03/23	04/23	05/23	06/23	07/23	08/23	09/23	10/23	11/23	12/23	01/24	02/24		
2. Number of Graduates:	4	0	3	2	3	1	1	0	2	0	0	0	<b>16</b>	
3. # of Graduates Taking Exam:	0	0	0	0	0	0	0	0	0	0	0	0	<b>0</b>	
4. # of Graduates Passing Exam:	0	0	0	0	0	0	0	0	0	0	0	0	<b>0</b>	
<b>5. Percentage of Grads Passing Exam:</b>	<b>0</b>	<b>0</b>	<b>0</b>	<b>0</b>	<b>0</b>	<b>0</b>	<b>0</b>	<b>0</b>	<b>0</b>	<b>0</b>	<b>0</b>	<b>0</b>	<b>0</b>	Avg.
Licensure / Certification Examination Agency Rate:	0	0	0	0	0	0	0	0	0	0	0	0	<b>0</b>	<b>0</b>
<div style="display: flex; justify-content: space-between; align-items: center;"> <span style="background-color: yellow; padding: 5px 15px; border: 1px solid black;">Cancel</span> <span style="background-color: #f4a460; padding: 5px 15px; border: 1px solid black;">Save</span> </div>														





**LICENSURE / CERTIFICATION EXAMINATION PASS RATES CHART**

Licensure / Certification Name:														
1. Class Start Date:	06/22	07/22	08/22	09/22	10/22	11/22	12/22	01/23	02/23	03/23	04/23	05/23		
2. Number of Graduates:	0	0	0	0	0	0	0	0	0	0	0	0	0	
3. # of Graduates Taking Exam:	0	0	0	0	0	0	0	0	0	0	0	0	0	
4. # of Graduates Passing Exam:	0	0	0	0	0	0	0	0	0	0	0	0	0	
<b>5. Percentage of Grads Passing Exam:</b>	<b>0</b>	<b>0</b>	<b>0</b>	<b>0</b>	<b>0</b>	<b>0</b>	<b>0</b>	<b>0</b>	<b>0</b>	<b>0</b>	<b>0</b>	<b>0</b>	<b>0</b>	Avg.
Licensure / Certification Examination Agency Rate:	0	0	0	0	0	0	0	0	0	0	0	0	0	0
<div style="display: flex; justify-content: space-between; align-items: center;"> <span style="background-color: yellow; border: 1px solid black; padding: 2px 10px;">Cancel</span> <span style="background-color: #f4a460; border: 1px solid black; padding: 2px 10px;">Save</span> </div>														



Log Off

Timeout:  
45.0 minutes

Annual Report

Programs

School Info

DMS

HELP ?

Annual Report: **2025** School Number: **070772** School Name: **North-West College** Type: **Branch** Annual Report Status: **Submitted**

Address1: **4550 LaSierra Ave.** City: **Riverside** State: **CA** Zip: **92505**



**GRADUATION AND EMPLOYMENT CHART**

**You must SAVE the G&E form to calculate totals**

<b>Cancel</b>		<input checked="" type="checkbox"/> Complete		<b>Save</b>	
Approved Program Title:	Surgical Technology				
Program Code:	166				
Credential:	AOS				
Report Date:	7/2025	Program Length in Months:	<input type="text" value="19"/>		
Beginning Date:	12/2021	End Date:	<input type="text" value="11/2022"/>		
Is this chart for a satellite location? <input type="radio"/> Yes <input checked="" type="radio"/> No					
Is this chart for a program offered 100% via Distance Education? <input type="radio"/> Yes <input checked="" type="radio"/> No					

**REPORTING PERIOD**

Class Start Date (eg 01/21):	12/21	01/22	02/22	03/22	04/22	05/22	06/22	07/22	08/22	09/22	10/22	11/22	Total	%
Number Started:	0	12	0	0	0	10	0	0	12	0	0	0	34	
Transfers to Another Program/Cohort:	0	0	0	0	0	0	0	0	0	0	0	0	0	0%
Transfers from Another Program/Cohort:	0	0	0	0	0	0	0	0	0	0	0	0	0	0%
<b>Total Starts (+/- Transfers):</b>	<b>0</b>	<b>12</b>	<b>0</b>	<b>0</b>	<b>0</b>	<b>10</b>	<b>0</b>	<b>0</b>	<b>12</b>	<b>0</b>	<b>0</b>	<b>0</b>	<b>34</b>	
Unavailable for Graduation:	0	0	0	0	0	0	0	0	0	0	0	0	0	0%
<b>Students Available For Graduation:</b>	<b>0</b>	<b>12</b>	<b>0</b>	<b>0</b>	<b>0</b>	<b>10</b>	<b>0</b>	<b>0</b>	<b>12</b>	<b>0</b>	<b>0</b>	<b>0</b>	<b>34</b>	<b>100%</b>
Withdrawn/Terminated Students:	0	4	0	0	0	3	0	0	5	0	0	0	12	35%
<b>Graduates within 150% Program Length:</b>	<b>0</b>	<b>8</b>	<b>0</b>	<b>0</b>	<b>0</b>	<b>7</b>	<b>0</b>	<b>0</b>	<b>7</b>	<b>0</b>	<b>0</b>	<b>0</b>	<b>22</b>	<b>65%</b>

<b>GRADUATION RATE</b>	<b>0%</b>	<b>67%</b>	<b>0%</b>	<b>0%</b>	<b>0%</b>	<b>70%</b>	<b>0%</b>	<b>0%</b>	<b>58%</b>	<b>0%</b>	<b>0%</b>	<b>0%</b>		<b>65%</b>
Graduates - Further Education: 	0	0	0	0	0	0	0	0	0	0	0	0	0	0
Graduates - Unavailable for Employment: 	0	0	0	0	0	0	0	0	0	0	0	0	0	0
Graduates - Available for Employment:	<b>0</b>	<b>8</b>	<b>0</b>	<b>0</b>	<b>0</b>	<b>7</b>	<b>0</b>	<b>0</b>	<b>7</b>	<b>0</b>	<b>0</b>	<b>0</b>	<b>22</b>	<b>100%</b>
Graduates - Employed in Field:	0	8	0	0	0	5	0	0	5	0	0	0	18	82%
<b>EMPLOYMENT RATE</b>	<b>0%</b>	<b>100%</b>	<b>0%</b>	<b>0%</b>	<b>0%</b>	<b>71%</b>	<b>0%</b>	<b>0%</b>	<b>71%</b>	<b>0%</b>	<b>0%</b>	<b>0%</b>		<b>82%</b>
Graduates - Unrelated Occupation:	0	0	0	0	0	0	0	0	0	0	0	0	0	0
Graduates - Unemployed:	0	0	0	0	0	2	0	0	2	0	0	0	4	18%
Graduates - Unknown:	0	0	0	0	0	0	0	0	0	0	0	0	0	0
<b>Non-Graduated Students Who Obtained Training Related Employment</b>	0	0	0	0	0	0	0	0	0	0	0	0	0	0
<b>Employment Rate with Non-Graduated Employed Students</b>	<b>0%</b>	<b>100%</b>	<b>0%</b>	<b>0%</b>	<b>0%</b>	<b>71%</b>	<b>0%</b>	<b>0%</b>	<b>71%</b>	<b>0%</b>	<b>0%</b>	<b>0%</b>		<b>82%</b>

**LICENSURE / CERTIFICATION EXAMINATION PASS RATES CHART**

Licensure / Certification Name:														
1. Class Start Date:	12/21	01/22	02/22	03/22	04/22	05/22	06/22	07/22	08/22	09/22	10/22	11/22		
2. Number of Graduates:	0	8	0	0	0	7	0	0	7	0	0	0	<b>22</b>	
3. # of Graduates Taking Exam:	0	0	0	0	0	0	0	0	0	0	0	0	<b>0</b>	
4. # of Graduates Passing Exam:	0	0	0	0	0	0	0	0	0	0	0	0	<b>0</b>	
<b>5. Percentage of Grads Passing Exam:</b>	<b>0</b>	<b>0</b>	<b>0</b>	<b>0</b>	<b>0</b>	<b>0</b>	<b>0</b>	<b>0</b>	<b>0</b>	<b>0</b>	<b>0</b>	<b>0</b>	<b>0</b>	Avg.
Licensure / Certification Examination Agency Rate:	0	0	0	0	0	0	0	0	0	0	0	0	<b>0</b>	<b>0</b>
<div style="display: flex; justify-content: space-between; align-items: center;"> <span style="background-color: yellow; border: 1px solid black; padding: 2px 10px;">Cancel</span> <span style="background-color: #f4a460; border: 1px solid black; padding: 2px 10px;">Save</span> </div>														



Log Off

Timeout:  
45.0 minutes

Annual Report

Programs

School Info

DMS

HELP ?

Annual Report: **2025** School Number: **070772** School Name: **North-West College** Type: **Branch** Annual Report Status: **Submitted**

Address1: **4550 LaSierra Ave.** City: **Riverside** State: **CA** Zip: **92505**



**GRADUATION AND EMPLOYMENT CHART**

**You must SAVE the G&E form to calculate totals**

<b>Cancel</b>				<input checked="" type="checkbox"/> Complete	<b>Save</b>
Approved Program Title:	Vocational Nurse				
Program Code:	1715				
Credential:	Diploma				
Report Date:	7/2025	Program Length in Months: <a href="#">?</a>	15		
Beginning Date:	6/2022	End Date:	5/2023		
Is this chart for a satellite location? <input type="radio"/> Yes <input checked="" type="radio"/> No <a href="#">?</a>					
Is this chart for a program offered 100% via Distance Education? <input type="radio"/> Yes <input checked="" type="radio"/> No <a href="#">?</a>					

**REPORTING PERIOD**

Class Start Date (eg 01/21):	06/22	07/22	08/22	09/22	10/22	11/22	12/22	01/23	02/23	03/23	04/23	05/23	Total	%
Number Started:	32	0	37	31	0	0	41	11	1	50	0	1	204	
Transfers to Another Program/Cohort:	0	0	0	0	0	0	0	0	0	0	0	0	0	0%
Transfers from Another Program/Cohort:	0	0	0	0	0	0	0	0	0	0	0	0	0	0%
<b>Total Starts (+/- Transfers):</b>	<b>32</b>	<b>0</b>	<b>37</b>	<b>31</b>	<b>0</b>	<b>0</b>	<b>41</b>	<b>11</b>	<b>1</b>	<b>50</b>	<b>0</b>	<b>1</b>	<b>204</b>	
Unavailable for Graduation: <a href="#">?</a>	0	0	0	0	0	0	0	0	0	0	0	0	0	0%
<b>Students Available For Graduation:</b>	<b>32</b>	<b>0</b>	<b>37</b>	<b>31</b>	<b>0</b>	<b>0</b>	<b>41</b>	<b>11</b>	<b>1</b>	<b>50</b>	<b>0</b>	<b>1</b>	<b>204</b>	<b>100%</b>
Withdrawn/Terminated Students:	5	0	10	3	0	0	13	5	0	14	0	0	50	25%
<b>Graduates within 150% Program Length:</b>	<b>27</b>	<b>0</b>	<b>27</b>	<b>28</b>	<b>0</b>	<b>0</b>	<b>28</b>	<b>6</b>	<b>1</b>	<b>36</b>	<b>0</b>	<b>1</b>	<b>154</b>	<b>75%</b>

<b>GRADUATION RATE</b>	<b>84%</b>	<b>0%</b>	<b>73%</b>	<b>90%</b>	<b>0%</b>	<b>0%</b>	<b>68%</b>	<b>55%</b>	<b>100%</b>	<b>72%</b>	<b>0%</b>	<b>100%</b>		<b>75%</b>
Graduates - Further Education: 	0	0	0	1	0	0	0	0	0	0	0	0	1	1%
Graduates - Unavailable for Employment: 	0	0	0	0	0	0	0	0	0	0	0	0	0	0%
Graduates - Available for Employment:	<b>27</b>	<b>0</b>	<b>27</b>	<b>27</b>	<b>0</b>	<b>0</b>	<b>28</b>	<b>6</b>	<b>1</b>	<b>36</b>	<b>0</b>	<b>1</b>	<b>153</b>	<b>99%</b>
Graduates - Employed in Field:	19	0	18	27	0	0	24	5	0	30	0	0	123	80%
<b>EMPLOYMENT RATE</b>	<b>70%</b>	<b>0%</b>	<b>67%</b>	<b>100%</b>	<b>0%</b>	<b>0%</b>	<b>86%</b>	<b>83%</b>	<b>0%</b>	<b>83%</b>	<b>0%</b>	<b>0%</b>		<b>80%</b>
Graduates - Unrelated Occupation:	0	0	0	0	0	0	0	0	0	0	0	0	0	0%
Graduates - Unemployed:	8	0	9	0	0	0	4	1	1	6	0	1	30	20%
Graduates - Unknown:	0	0	0	0	0	0	0	0	0	0	0	0	0	0%
<b>Non-Graduated Students Who Obtained Training Related Employment</b>	0	0	0	0	0	0	0	0	0	0	0	0	0	0%
<b>Employment Rate with Non-Graduated Employed Students</b>	<b>70%</b>	<b>0%</b>	<b>67%</b>	<b>100%</b>	<b>0%</b>	<b>0%</b>	<b>86%</b>	<b>83%</b>	<b>0%</b>	<b>83%</b>	<b>0%</b>	<b>0%</b>		<b>80%</b>

**LICENSURE / CERTIFICATION EXAMINATION PASS RATES CHART**

Licensure / Certification Name:	BVNPT													
1. Class Start Date:	06/22	07/22	08/22	09/22	10/22	11/22	12/22	01/23	02/23	03/23	04/23	05/23		
2. Number of Graduates:	27	0	27	28	0	0	28	6	1	36	0	1	<b>154</b>	
3. # of Graduates Taking Exam:	27	0	27	28	0	0	28	6	1	36	0	1	<b>154</b>	
4. # of Graduates Passing Exam:	22	0	20	27	0	0	26	5	0	31	0	0	<b>131</b>	
<b>5. Percentage of Grads Passing Exam:</b>	<b>81</b>	<b>0</b>	<b>74</b>	<b>96</b>	<b>0</b>	<b>0</b>	<b>93</b>	<b>83</b>	<b>0</b>	<b>86</b>	<b>0</b>	<b>0</b>	<b>85</b>	Avg.
Licensure / Certification Examination Agency Rate:	0	0	0	0	0	0	0	0	0	0	0	0	<b>0</b>	<b>0</b>
<div style="display: flex; justify-content: space-between; align-items: center;"> <span style="background-color: yellow; padding: 5px 15px; border: 1px solid black;">Cancel</span> <span style="background-color: #f4a460; padding: 5px 15px; border: 1px solid black;">Save</span> </div>														