

Annual Report: **2025** School Number: **001265** School Name: **North-West College** Type: **Main** Annual Report Status: **Submitted**
 Address1: **14540 Haynes St.** City: **Van Nuys** State: **CA** Zip: **91411**



GRADUATION AND EMPLOYMENT CHART

You must **SAVE** the G&E form to calculate totals

Cancel	<input checked="" type="checkbox"/> Complete	Save
Approved Program Title:	Dental Assistant	
Program Code:	106	
Credential:	Diploma	
Report Date:	7/2025	Program Length in Months: <input type="text" value="9"/>
Beginning Date:	3/2023	End Date: <input type="text" value="2/2024"/>
Is this chart for a satellite location? <input type="radio"/> Yes <input checked="" type="radio"/> No ?		
Is this chart for a program offered 100% via Distance Education? <input type="radio"/> Yes <input checked="" type="radio"/> No ?		

REPORTING PERIOD

Class Start Date (eg 01/21):	03/23	04/23	05/23	06/23	07/23	08/23	09/23	10/23	11/23	12/23	01/24	02/24	Total	%
Number Started:	1	0	2	1	4	2	1	2	0	1	0	1	15	
Transfers to Another Program/Cohort:	0	0	0	0	0	0	0	0	0	0	0	0	0	0%
Transfers from Another Program/Cohort:	0	0	0	0	0	0	0	0	0	0	0	0	0	0%
Total Starts (+/- Transfers):	1	0	2	1	4	2	1	2	0	1	0	1	15	
Unavailable for Graduation: ?	0	0	0	0	0	0	0	0	0	0	0	0	0	0%
Students Available For Graduation:	1	0	2	1	4	2	1	2	0	1	0	1	15	100%
Withdrawn/Terminated Students:	0	0	1	0	2	2	1	1	0	0	0	0	7	47%
Graduates within 150% Program Length:	1	0	1	1	2	0	0	1	0	1	0	1	8	53%

GRADUATION RATE	100%	0%	50%	100%	50%	0%	0%	50%	0%	100%	0%	100%		53%
Graduates - Further Education: 	0	0	0	0	0	0	0	0	0	0	0	0	0	0%
Graduates - Unavailable for Employment: 	0	0	0	0	0	0	0	0	0	0	0	0	0	0%
Graduates - Available for Employment:	1	0	1	1	2	0	0	1	0	1	0	1	8	100%
Graduates - Employed in Field:	1	0	1	1	1	0	0	1	0	0	0	1	6	75%
EMPLOYMENT RATE	100%	0%	100%	100%	50%	0%	0%	100%	0%	0%	0%	100%		75%
Graduates - Unrelated Occupation:	0	0	0	0	0	0	0	0	0	0	0	0	0	0%
Graduates - Unemployed:	0	0	0	0	1	0	0	0	0	1	0	0	2	25%
Graduates - Unknown:	0	0	0	0	0	0	0	0	0	0	0	0	0	0%
Non-Graduated Students Who Obtained Training Related Employment	0	0	0	0	0	0	0	0	0	0	0	0	0	0%
Employment Rate with Non-Graduated Employed Students	100%	0%	100%	100%	50%	0%	0%	100%	0%	0%	0%	100%		75%

LICENSURE / CERTIFICATION EXAMINATION PASS RATES CHART

Licensure / Certification Name:														
1. Class Start Date:	03/23	04/23	05/23	06/23	07/23	08/23	09/23	10/23	11/23	12/23	01/24	02/24		
2. Number of Graduates:	1	0	1	1	2	0	0	1	0	1	0	1	8	
3. # of Graduates Taking Exam:	0	0	0	0	0	0	0	0	0	0	0	0	0	
4. # of Graduates Passing Exam:	0	0	0	0	0	0	0	0	0	0	0	0	0	
5. Percentage of Grads Passing Exam:	0	0	0	0	0	0	0	0	0	0	0	0	0	Avg.
Licensure / Certification Examination Agency Rate:	0	0	0	0	0	0	0	0	0	0	0	0	0	0
<div style="display: flex; justify-content: space-between; align-items: center;"> Cancel Save </div>														

Annual Report: **2025** School Number: **001265** School Name: **North-West College** Type: **Main** Annual Report Status: **Submitted**
 Address1: **14540 Haynes St.** City: **Van Nuys** State: **CA** Zip: **91411**



GRADUATION AND EMPLOYMENT CHART

You must **SAVE** the G&E form to calculate totals

Cancel	<input checked="" type="checkbox"/> Complete	Save
Approved Program Title:	Medical Assistant	
Program Code:	124	
Credential:	Diploma	
Report Date:	7/2025	Program Length in Months: <input type="text" value="9"/>
Beginning Date:	3/2023	End Date: <input type="text" value="2/2024"/>
Is this chart for a satellite location? <input type="radio"/> Yes <input checked="" type="radio"/> No ?		
Is this chart for a program offered 100% via Distance Education? <input type="radio"/> Yes <input checked="" type="radio"/> No ?		

REPORTING PERIOD

Class Start Date (eg 01/21):	03/23	04/23	05/23	06/23	07/23	08/23	09/23	10/23	11/23	12/23	01/24	02/24	Total	%
Number Started:	1	4	6	5	6	11	10	9	4	4	5	7	72	
Transfers to Another Program/Cohort:	0	0	0	0	0	0	0	0	0	0	0	0	0	0%
Transfers from Another Program/Cohort:	0	0	0	0	0	0	0	0	0	0	0	0	0	0%
Total Starts (+/- Transfers):	1	4	6	5	6	11	10	9	4	4	5	7	72	
Unavailable for Graduation: ?	0	0	0	0	0	0	0	0	0	0	0	0	0	0%
Students Available For Graduation:	1	4	6	5	6	11	10	9	4	4	5	7	72	100%
Withdrawn/Terminated Students:	0	1	2	3	3	4	2	5	3	1	1	3	28	39%
Graduates within 150% Program Length:	1	3	4	2	3	7	8	4	1	3	4	4	44	61%

GRADUATION RATE	100%	75%	67%	40%	50%	64%	80%	44%	25%	75%	80%	57%		61%
Graduates - Further Education: 	0	0	0	0	0	1	0	0	0	0	0	0	1	2%
Graduates - Unavailable for Employment: 	0	0	0	0	0	0	0	0	0	0	0	0	0	0%
Graduates - Available for Employment:	1	3	4	2	3	6	8	4	1	3	4	4	43	98%
Graduates - Employed in Field:	1	1	1	2	3	6	4	3	1	0	2	3	27	61%
EMPLOYMENT RATE	100%	33%	25%	100%	100%	100%	50%	75%	100%	0%	50%	75%		63%
Graduates - Unrelated Occupation:	0	0	0	0	0	0	0	0	0	0	0	0	0	0%
Graduates - Unemployed:	0	2	3	0	0	0	4	1	0	3	2	1	16	37%
Graduates - Unknown:	0	0	0	0	0	0	0	0	0	0	0	0	0	0%
Non-Graduated Students Who Obtained Training Related Employment	0	0	0	0	0	0	0	0	0	0	0	0	0	0%
Employment Rate with Non-Graduated Employed Students	100%	33%	25%	100%	100%	100%	50%	75%	100%	0%	50%	75%		63%

LICENSURE / CERTIFICATION EXAMINATION PASS RATES CHART

Licensure / Certification Name:														
1. Class Start Date:	03/23	04/23	05/23	06/23	07/23	08/23	09/23	10/23	11/23	12/23	01/24	02/24		
2. Number of Graduates:	1	3	4	2	3	7	8	4	1	3	4	4	44	
3. # of Graduates Taking Exam:	0	0	0	0	0	0	0	0	0	0	0	0	0	
4. # of Graduates Passing Exam:	0	0	0	0	0	0	0	0	0	0	0	0	0	
5. Percentage of Grads Passing Exam:	0	0	0	0	0	0	0	0	0	0	0	0	0	Avg.
Licensure / Certification Examination Agency Rate:	0	0	0	0	0	0	0	0	0	0	0	0	0	0
<div style="display: flex; justify-content: space-between; align-items: center;"> Cancel Save </div>														

LICENSURE / CERTIFICATION EXAMINATION PASS RATES CHART

Licensure / Certification Name:														
1. Class Start Date:	03/23	04/23	05/23	06/23	07/23	08/23	09/23	10/23	11/23	12/23	01/24	02/24		
2. Number of Graduates:	0	0	0	0	0	0	0	0	0	0	0	0	0	
3. # of Graduates Taking Exam:	0	0	0	0	0	0	0	0	0	0	0	0	0	
4. # of Graduates Passing Exam:	0	0	0	0	0	0	0	0	0	0	0	0	0	
5. Percentage of Grads Passing Exam:	0	0	0	0	0	0	0	0	0	0	0	0	0	Avg.
Licensure / Certification Examination Agency Rate:	0	0	0	0	0	0	0	0	0	0	0	0	0	0
Cancel														
Save														

Annual Report: **2025** School Number: **001265** School Name: **North-West College** Type: **Main** Annual Report Status: **Submitted**
 Address1: **14540 Haynes St.** City: **Van Nuys** State: **CA** Zip: **91411**



GRADUATION AND EMPLOYMENT CHART

You must **SAVE** the G&E form to calculate totals

Cancel	<input checked="" type="checkbox"/> Complete	Save
Approved Program Title:	Pharmacy Technician	
Program Code:	146	
Credential:	Diploma	
Report Date:	7/2025	Program Length in Months: <input type="text" value="9"/>
Beginning Date:	3/2023	End Date: <input type="text" value="2/2024"/>
Is this chart for a satellite location? <input type="radio"/> Yes <input checked="" type="radio"/> No ?		
Is this chart for a program offered 100% via Distance Education? <input type="radio"/> Yes <input checked="" type="radio"/> No ?		

REPORTING PERIOD

Class Start Date (eg 01/21):	03/23	04/23	05/23	06/23	07/23	08/23	09/23	10/23	11/23	12/23	01/24	02/24	Total	%
Number Started:	1	1	0	2	0	0	1	0	3	1	5	0	14	
Transfers to Another Program/Cohort:	0	0	0	0	0	0	0	0	0	0	0	0	0	0%
Transfers from Another Program/Cohort:	0	0	0	0	0	0	0	0	0	0	0	0	0	0%
Total Starts (+/- Transfers):	1	1	0	2	0	0	1	0	3	1	5	0	14	
Unavailable for Graduation: ?	0	0	0	0	0	0	0	0	0	0	0	0	0	0%
Students Available For Graduation:	1	1	0	2	0	0	1	0	3	1	5	0	14	100%
Withdrawn/Terminated Students:	0	0	0	1	0	0	0	0	1	0	1	0	3	21%
Graduates within 150% Program Length:	1	1	0	1	0	0	1	0	2	1	4	0	11	79%

GRADUATION RATE	100%	100%	0%	50%	0%	0%	100%	0%	67%	100%	80%	0%		79%
Graduates - Further Education: 	0	0	0	0	0	0	0	0	0	0	1	0	1	9%
Graduates - Unavailable for Employment: 	0	0	0	0	0	0	0	0	0	0	0	0	0	0%
Graduates - Available for Employment:	1	1	0	1	0	0	1	0	2	1	3	0	10	91%
Graduates - Employed in Field:	0	0	0	0	0	0	0	0	1	1	2	0	4	36%
EMPLOYMENT RATE	0%	0%	0%	0%	0%	0%	0%	0%	50%	100%	67%	0%		40%
Graduates - Unrelated Occupation:	0	0	0	0	0	0	0	0	0	0	0	0	0	0%
Graduates - Unemployed:	1	1	0	1	0	0	1	0	1	0	1	0	6	60%
Graduates - Unknown:	0	0	0	0	0	0	0	0	0	0	0	0	0	0%
Non-Graduated Students Who Obtained Training Related Employment	0	0	0	0	0	0	0	0	0	0	0	0	0	0%
Employment Rate with Non-Graduated Employed Students	0%	0%	0%	0%	0%	0%	0%	0%	50%	100%	67%	0%		40%

LICENSURE / CERTIFICATION EXAMINATION PASS RATES CHART

Licensure / Certification Name:														
1. Class Start Date:	03/23	04/23	05/23	06/23	07/23	08/23	09/23	10/23	11/23	12/23	01/24	02/24		
2. Number of Graduates:	1	1	0	1	0	0	1	0	2	1	4	0	11	
3. # of Graduates Taking Exam:	0	0	0	0	0	0	0	0	0	0	0	0	0	
4. # of Graduates Passing Exam:	0	0	0	0	0	0	0	0	0	0	0	0	0	
5. Percentage of Grads Passing Exam:	0	0	0	0	0	0	0	0	0	0	0	0	0	Avg.
Licensure / Certification Examination Agency Rate:	0	0	0	0	0	0	0	0	0	0	0	0	0	0
<div style="display: flex; justify-content: space-between; align-items: center;"> Cancel Save </div>														

Annual Report: **2025** School Number: **001265** School Name: **North-West College** Type: **Main** Annual Report Status: **Submitted**
 Address1: **14540 Haynes St.** City: **Van Nuys** State: **CA** Zip: **91411**



GRADUATION AND EMPLOYMENT CHART

You must **SAVE** the G&E form to calculate totals

Cancel	<input checked="" type="checkbox"/> Complete	Save
Approved Program Title:	Vocational Nurse	
Program Code:	1715	
Credential:	Diploma	
Report Date:	7/2025	Program Length in Months: <input type="text" value="15"/>
Beginning Date:	6/2022	End Date: <input type="text" value="5/2023"/>
Is this chart for a satellite location? <input type="radio"/> Yes <input checked="" type="radio"/> No ?		
Is this chart for a program offered 100% via Distance Education? <input type="radio"/> Yes <input checked="" type="radio"/> No ?		

REPORTING PERIOD

Class Start Date (eg 01/21):	06/22	07/22	08/22	09/22	10/22	11/22	12/22	01/23	02/23	03/23	04/23	05/23	Total	%
Number Started:	0	0	31	0	0	0	0	26	0	0	35	1	93	
Transfers to Another Program/Cohort:	0	0	0	0	0	0	0	0	0	0	0	0	0	0%
Transfers from Another Program/Cohort:	0	0	0	0	0	0	0	0	0	0	0	0	0	0%
Total Starts (+/- Transfers):	0	0	31	0	0	0	0	26	0	0	35	1	93	
Unavailable for Graduation: ?	0	0	0	0	0	0	0	0	0	0	0	0	0	0%
Students Available For Graduation:	0	0	31	0	0	0	0	26	0	0	35	1	93	100%
Withdrawn/Terminated Students:	0	0	9	0	0	0	0	18	0	0	19	0	46	49%
Graduates within 150% Program Length:	0	0	22	0	0	0	0	8	0	0	16	1	47	51%

GRADUATION RATE	0%	0%	71%	0%	0%	0%	0%	31%	0%	0%	46%	100%		51%
Graduates - Further Education: 	0	0	0	0	0	0	0	0	0	0	0	0	0	0%
Graduates - Unavailable for Employment: 	0	0	0	0	0	0	0	0	0	0	0	0	0	0%
Graduates - Available for Employment:	0	0	22	0	0	0	0	8	0	0	16	1	47	100%
Graduates - Employed in Field:	0	0	16	0	0	0	0	7	0	0	13	0	36	77%
EMPLOYMENT RATE	0%	0%	73%	0%	0%	0%	0%	88%	0%	0%	81%	0%		77%
Graduates - Unrelated Occupation:	0	0	0	0	0	0	0	0	0	0	0	0	0	0%
Graduates - Unemployed:	0	0	6	0	0	0	0	1	0	0	3	1	11	23%
Graduates - Unknown:	0	0	0	0	0	0	0	0	0	0	0	0	0	0%
Non-Graduated Students Who Obtained Training Related Employment	0	0	0	0	0	0	0	0	0	0	0	0	0	0%
Employment Rate with Non-Graduated Employed Students	0%	0%	73%	0%	0%	0%	0%	88%	0%	0%	81%	0%		77%

LICENSURE / CERTIFICATION EXAMINATION PASS RATES CHART

Licensure / Certification Name:	BVNPT													
1. Class Start Date:	06/22	07/22	08/22	09/22	10/22	11/22	12/22	01/23	02/23	03/23	04/23	05/23		
2. Number of Graduates:	0	0	22	0	0	0	0	8	0	0	16	1	47	
3. # of Graduates Taking Exam:	0	0	22	0	0	0	0	8	0	0	16	1	47	
4. # of Graduates Passing Exam:	0	0	19	0	0	0	0	8	0	0	16	1	44	
5. Percentage of Grads Passing Exam:	0	0	86	0	0	0	0	100	0	0	100	100	94	Avg.
Licensure / Certification Examination Agency Rate:	0	0	0	0	0	0	0	0	0	0	0	0	0	0
<div style="display: flex; justify-content: space-between; align-items: center;"> Cancel Save </div>														