



Log Off
Timeout: 44.2 minutes

- Annual Report
- Programs
- School Info
- DMS
- HELP ?

Annual Report: **2025** School Number: **055368** School Name: **North-West College** Type: **Main** Annual Report Status: **Submitted**

Address1: **2121 W. Garvey Ave., N.** City: **West Covina** State: **CA** Zip: **91790**

GRADUATION AND EMPLOYMENT CHART

You must SAVE the G&E form to calculate totals

<input type="button" value="Cancel"/>	<input checked="" type="checkbox"/> Complete	<input type="button" value="Save"/>
---------------------------------------	--	-------------------------------------



Approved Program Title:	Dental Assistant		
Program Code:	106		
Credential:	Diploma		
Report Date:	7/2025	Program Length in Months: <input type="text" value="9"/>	
Beginning Date:	3/2023	End Date:	2/2024

Is this chart for a satellite location? Yes No

Is this chart for a program offered 100% via Distance Education? Yes No

REPORTING PERIOD

Class Start Date (eg 01/21):	03/23	04/23	05/23	06/23	07/23	08/23	09/23	10/23	11/23	12/23	01/24	02/24	Total	%
Number Started:	3	1	4	4	2	1	1	1	1	1	3	1	23	
Transfers to Another Program/Cohort:	0	0	0	0	0	0	0	0	0	0	0	0	0	0%
Transfers from Another Program/Cohort:	0	0	0	0	0	0	0	0	0	0	0	0	0	0%
Total Starts (+/- Transfers):	3	1	4	4	2	1	1	1	1	1	3	1	23	
Unavailable for Graduation: <input style="font-size: 8px; vertical-align: middle;" type="button" value="?"/>	0	0	0	0	0	0	0	0	0	0	0	0	0	0%
Students Available For Graduation:	3	1	4	4	2	1	1	1	1	1	3	1	23	100%
Withdrawn/Terminated Students:	1	0	1	1	0	1	0	0	0	0	1	0	5	22%
Graduates within 150% Program Length:	2	1	3	3	2	0	1	1	1	1	2	1	18	78%

GRADUATION RATE	67%	100%	75%	75%	100%	0%	100%	100%	100%	100%	67%	100%		78%
Graduates - Further Education: 	0	0	0	0	0	0	0	0	0	0	0	0	0	0%
Graduates - Unavailable for Employment: 	0	0	0	0	0	0	0	0	0	0	0	0	0	0%
Graduates - Available for Employment:	2	1	3	3	2	0	1	1	1	1	2	1	18	100%
Graduates - Employed in Field:	2	1	2	3	2	0	1	0	1	1	1	1	15	83%
EMPLOYMENT RATE	100%	100%	67%	100%	100%	0%	100%	0%	100%	100%	50%	100%		83%
Graduates - Unrelated Occupation:	0	0	0	0	0	0	0	0	0	0	0	0	0	0%
Graduates - Unemployed:	0	0	1	0	0	0	0	1	0	0	1	0	3	17%
Graduates - Unknown:	0	0	0	0	0	0	0	0	0	0	0	0	0	0%
Non-Graduated Students Who Obtained Training Related Employment	0	0	0	0	0	0	0	0	0	0	0	0	0	0%
Employment Rate with Non-Graduated Employed Students	100%	100%	67%	100%	100%	0%	100%	0%	100%	100%	50%	100%		83%

LICENSURE / CERTIFICATION EXAMINATION PASS RATES CHART

Licensure / Certification Name:														
1. Class Start Date:	03/23	04/23	05/23	06/23	07/23	08/23	09/23	10/23	11/23	12/23	01/24	02/24		
2. Number of Graduates:	2	1	3	3	2	0	1	1	1	1	2	1	18	
3. # of Graduates Taking Exam:	0	0	0	0	0	0	0	0	0	0	0	0	0	
4. # of Graduates Passing Exam:	0	0	0	0	0	0	0	0	0	0	0	0	0	
5. Percentage of Grads Passing Exam:	0	0	0	0	0	0	0	0	0	0	0	0	0	Avg.
Licensure / Certification Examination Agency Rate:	0	0	0	0	0	0	0	0	0	0	0	0	0	0
<div style="display: flex; justify-content: space-between; align-items: center;"> Cancel Save </div>														

Annual Report: **2025** School Number: **055368** School Name: **North-West College** Type: **Main** Annual Report Status: **Submitted**
 Address: **2121 W. Garvey Ave., N.** City: **West Covina** State: **CA** Zip: **91790**

GRADUATION AND EMPLOYMENT CHART

You must SAVE the G&E form to calculate totals



Cancel	<input checked="" type="checkbox"/> Complete	Save
Approved Program Title:	Medical Assistant	
Program Code:	124	
Credential:	Diploma	
Report Date:	7/2025	Program Length in Months: <input type="text" value="9"/>
Beginning Date:	3/2023	End Date: 2/2024

Is this chart for a satellite location? Yes No

Is this chart for a program offered 100% via Distance Education? Yes No

REPORTING PERIOD

Class Start Date (eg 01/21):	03/23	04/23	05/23	06/23	07/23	08/23	09/23	10/23	11/23	12/23	01/24	02/24	Total	%
Number Started:	10	13	14	20	17	11	15	21	10	5	19	14	169	
Transfers to Another Program/Cohort:	0	0	0	0	1	0	0	0	0	0	0	0	1	1%
Transfers from Another Program/Cohort:	0	0	0	0	0	0	0	0	0	0	0	0	0	0%
Total Starts (+/- Transfers):	10	13	14	20	16	11	15	21	10	5	19	14	168	
Unavailable for Graduation:	0	0	0	0	0	0	0	0	0	0	0	0	0	0%
Students Available For Graduation:	10	13	14	20	16	11	15	21	10	5	19	14	168	100%
Withdrawn/Terminated Students:	3	3	4	6	4	3	5	5	5	1	3	5	47	28%
Graduates within 150% Program Length:	7	10	10	14	12	8	10	16	5	4	16	9	121	72%

GRADUATION RATE	70%	77%	71%	70%	75%	73%	67%	76%	50%	80%	84%	64%		72%
Graduates - Further Education: 	0	0	0	0	0	0	0	0	1	0	0	0	1	1%
Graduates - Unavailable for Employment: 	0	0	0	0	0	0	0	0	0	0	0	0	0	0%
Graduates - Available for Employment:	7	10	10	14	12	8	10	16	4	4	16	9	120	99%
Graduates - Employed in Field:	4	10	7	11	8	5	9	11	4	0	12	7	88	73%
EMPLOYMENT RATE	57%	100%	70%	79%	67%	63%	90%	69%	100%	0%	75%	78%		73%
Graduates - Unrelated Occupation:	0	0	0	0	0	0	0	0	0	0	0	0	0	0%
Graduates - Unemployed:	3	0	3	3	4	3	1	5	0	4	4	2	32	27%
Graduates - Unknown:	0	0	0	0	0	0	0	0	0	0	0	0	0	0%
Non-Graduated Students Who Obtained Training Related Employment	0	0	0	0	0	0	0	0	0	0	0	0	0	0%
Employment Rate with Non-Graduated Employed Students	57%	100%	70%	79%	67%	63%	90%	69%	100%	0%	75%	78%		73%

LICENSURE / CERTIFICATION EXAMINATION PASS RATES CHART

Licensure / Certification Name:															
1. Class Start Date:	03/23	04/23	05/23	06/23	07/23	08/23	09/23	10/23	11/23	12/23	01/24	02/24			
2. Number of Graduates:	7	10	10	14	12	8	10	16	5	4	16	9	121		
3. # of Graduates Taking Exam:	0	0	0	0	0	0	0	0	0	0	0	0	0	0	
4. # of Graduates Passing Exam:	0	0	0	0	0	0	0	0	0	0	0	0	0	0	
5. Percentage of Grads Passing Exam:	0	0	0	0	0	0	0	0	0	0	0	0	0	0	Avg.
Licensure / Certification Examination Agency Rate:	0	0	0	0	0	0	0	0	0	0	0	0	0	0	0

Cancel													Save
---------------	--	--	--	--	--	--	--	--	--	--	--	--	-------------

Annual Report: **2025** School Number: **055368** School Name: **North-West College** Type: **Main** Annual Report Status: **Submitted**
 Address1: **2121 W. Garvey Ave., N.** City: **West Covina** State: **CA** Zip: **91790**

GRADUATION AND EMPLOYMENT CHART

You must SAVE the G&E form to calculate totals

Cancel
 Complete
Save



Approved Program Title:	Medical Insurance Biller and Coder		
Program Code:	130		
Credential:	Diploma		
Report Date:	7/2025	Program Length in Months: ?	<input type="text" value="9"/>
Beginning Date:	3/2023	End Date:	2/2024

Is this chart for a satellite location? Yes No [?](#)

Is this chart for a program offered 100% via Distance Education? Yes No [?](#)

REPORTING PERIOD

Class Start Date (eg 01/21):	03/23	04/23	05/23	06/23	07/23	08/23	09/23	10/23	11/23	12/23	01/24	02/24	Total	%
Number Started:	1	2	3	2	2	5	5	0	2	1	3	9	35	
Transfers to Another Program/Cohort:	0	0	0	0	0	0	0	0	0	0	0	0	0	0%
Transfers from Another Program/Cohort:	0	0	0	0	0	0	0	0	0	0	0	0	0	0%
Total Starts (+/- Transfers):	1	2	3	2	2	5	5	0	2	1	3	9	35	
Unavailable for Graduation: ?	0	0	0	0	0	0	0	0	0	0	0	0	0	0%
Students Available For Graduation:	1	2	3	2	2	5	5	0	2	1	3	9	35	100%
Withdrawn/Terminated Students:	1	2	3	1	0	1	2	0	0	0	0	4	14	40%
Graduates within 150% Program Length:	0	0	0	1	2	4	3	0	2	1	3	5	21	60%

GRADUATION RATE	0%	0%	0%	50%	100%	80%	60%	0%	100%	100%	100%	56%		60%
Graduates - Further Education: 	0	0	0	0	0	0	0	0	0	0	0	0	0	0
Graduates - Unavailable for Employment: 	0	0	0	0	0	0	0	0	0	0	0	0	0	0
Graduates - Available for Employment:	0	0	0	1	2	4	3	0	2	1	3	5	21	100%
Graduates - Employed in Field:	0	0	0	1	2	2	2	0	1	1	3	5	17	81%
EMPLOYMENT RATE	0%	0%	0%	100%	100%	50%	67%	0%	50%	100%	100%	100%		81%
Graduates - Unrelated Occupation:	0	0	0	0	0	0	0	0	0	0	0	0	0	0
Graduates - Unemployed:	0	0	0	0	0	2	1	0	1	0	0	0	4	19%
Graduates - Unknown:	0	0	0	0	0	0	0	0	0	0	0	0	0	0
Non-Graduated Students Who Obtained Training Related Employment	0	0	0	0	0	0	0	0	0	0	0	0	0	0
Employment Rate with Non-Graduated Employed Students	0%	0%	0%	100%	100%	50%	67%	0%	50%	100%	100%	100%		81%

LICENSURE / CERTIFICATION EXAMINATION PASS RATES CHART

Licensure / Certification Name:														
1. Class Start Date:	03/23	04/23	05/23	06/23	07/23	08/23	09/23	10/23	11/23	12/23	01/24	02/24		
2. Number of Graduates:	0	0	0	1	2	4	3	0	2	1	3	5	21	
3. # of Graduates Taking Exam:	0	0	0	0	0	0	0	0	0	0	0	0	0	
4. # of Graduates Passing Exam:	0	0	0	0	0	0	0	0	0	0	0	0	0	
5. Percentage of Grads Passing Exam:	0	0	0	0	0	0	0	0	0	0	0	0	0	Avg.
Licensure / Certification Examination Agency Rate:	0	0	0	0	0	0	0	0	0	0	0	0	0	0
<div style="display: flex; justify-content: space-between; align-items: center;"> Cancel Save </div>														



Log Off
Timeout: 44.9 minutes

- Annual Report
- Programs
- School Info
- DMS
- HELP ?

Annual Report: **2025** School Number: **055368** School Name: **North-West College** Type: **Main** Annual Report Status: **Submitted**

Address1: **2121 W. Garvey Ave., N.** City: **West Covina** State: **CA** Zip: **91790**

GRADUATION AND EMPLOYMENT CHART

You must SAVE the G&E form to calculate totals

Complete



Approved Program Title:	Massage Therapy		
Program Code:	310		
Credential:	Diploma		
Report Date:	7/2025	Program Length in Months: ?	<input type="text" value="9"/>
Beginning Date:	3/2023	End Date:	<input type="text" value="2/2024"/>

Is this chart for a satellite location? Yes No [?](#)

Is this chart for a program offered 100% via Distance Education? Yes No [?](#)

REPORTING PERIOD

Class Start Date (eg 01/21):	03/23	04/23	05/23	06/23	07/23	08/23	09/23	10/23	11/23	12/23	01/24	02/24	Total	%
Number Started:	2	1	2	2	3	2	4	2	2	2	2	2	26	
Transfers to Another Program/Cohort:	0	0	0	0	0	0	0	0	0	0	0	0	0	0%
Transfers from Another Program/Cohort:	0	0	0	0	0	0	0	0	0	0	0	0	0	0%
Total Starts (+/- Transfers):	2	1	2	2	3	2	4	2	2	2	2	2	26	
Unavailable for Graduation: ?	0	0	0	0	0	0	0	0	0	0	0	0	0	0%
Students Available For Graduation:	2	1	2	2	3	2	4	2	2	2	2	2	26	100%
Withdrawn/Terminated Students:	0	0	1	0	0	1	1	0	0	0	1	0	4	15%
Graduates within 150% Program Length:	2	1	1	2	3	1	3	2	2	2	1	2	22	85%

GRADUATION RATE	100%	100%	50%	100%	100%	50%	75%	100%	100%	100%	50%	100%		85%
Graduates - Further Education: 	0	0	0	0	0	0	0	0	0	1	1	0	2	9%
Graduates - Unavailable for Employment: 	0	0	0	0	0	0	0	0	0	0	0	0	0	0%
Graduates - Available for Employment:	2	1	1	2	3	1	3	2	2	1	0	2	20	91%
Graduates - Employed in Field:	2	1	1	1	3	1	2	1	1	0	0	1	14	64%
EMPLOYMENT RATE	100%	100%	100%	50%	100%	100%	67%	50%	50%	0%	0%	50%		70%
Graduates - Unrelated Occupation:	0	0	0	0	0	0	0	0	0	0	0	0	0	0%
Graduates - Unemployed:	0	0	0	1	0	0	1	1	1	1	0	1	6	30%
Graduates - Unknown:	0	0	0	0	0	0	0	0	0	0	0	0	0	0%
Non-Graduated Students Who Obtained Training Related Employment	0	0	0	0	0	0	0	0	0	0	0	0	0	0%
Employment Rate with Non-Graduated Employed Students	100%	100%	100%	50%	100%	100%	67%	50%	50%	0%	0%	50%		70%

LICENSURE / CERTIFICATION EXAMINATION PASS RATES CHART

Licensure / Certification Name:														
1. Class Start Date:	03/23	04/23	05/23	06/23	07/23	08/23	09/23	10/23	11/23	12/23	01/24	02/24		
2. Number of Graduates:	2	1	1	2	3	1	3	2	2	2	1	2	22	
3. # of Graduates Taking Exam:	0	0	0	0	0	0	0	0	0	0	0	0	0	
4. # of Graduates Passing Exam:	0	0	0	0	0	0	0	0	0	0	0	0	0	
5. Percentage of Grads Passing Exam:	0	0	0	0	0	0	0	0	0	0	0	0	0	Avg.
Licensure / Certification Examination Agency Rate:	0	0	0	0	0	0	0	0	0	0	0	0	0	0
<div style="display: flex; justify-content: space-between; align-items: center;"> Cancel Save </div>														

Annual Report: **2025** School Number: **055368** School Name: **North-West College** Type: **Main** Annual Report Status: **Submitted**
 Address1: **2121 W. Garvey Ave., N.** City: **West Covina** State: **CA** Zip: **91790**



GRADUATION AND EMPLOYMENT CHART

You must SAVE the G&E form to calculate totals

Cancel	<input checked="" type="checkbox"/> Complete	Save
Approved Program Title:	Pharmacy Technician	
Program Code:	146	
Credential:	Diploma	
Report Date:	7/2025	Program Length in Months: <input type="text" value="9"/>
Beginning Date:	3/2023	End Date: 2/2024
Is this chart for a satellite location? <input type="radio"/> Yes <input checked="" type="radio"/> No ?		
Is this chart for a program offered 100% via Distance Education? <input type="radio"/> Yes <input checked="" type="radio"/> No ?		

REPORTING PERIOD

Class Start Date (eg 01/21):	03/23	04/23	05/23	06/23	07/23	08/23	09/23	10/23	11/23	12/23	01/24	02/24	Total	%
Number Started:	3	5	3	1	4	6	3	6	2	0	3	3	39	
Transfers to Another Program/Cohort:	0	0	0	0	0	0	0	1	0	0	0	0	1	3%
Transfers from Another Program/Cohort:	0	0	0	0	0	0	0	0	0	0	0	0	0	0%
Total Starts (+/- Transfers):	3	5	3	1	4	6	3	5	2	0	3	3	38	
Unavailable for Graduation: ?	0	0	0	0	0	0	0	0	0	0	0	0	0	0%
Students Available For Graduation:	3	5	3	1	4	6	3	5	2	0	3	3	38	100%
Withdrawn/Terminated Students:	1	1	0	0	1	1	0	4	1	0	1	2	12	32%
Graduates within 150% Program Length:	2	4	3	1	3	5	3	1	1	0	2	1	26	68%

GRADUATION RATE	67%	80%	100%	100%	75%	83%	100%	20%	50%	0%	67%	33%		68%
Graduates - Further Education: 	0	0	0	0	0	1	0	0	0	0	0	0	1	4%
Graduates - Unavailable for Employment: 	0	0	0	0	0	0	0	0	0	0	0	0	0	0%
Graduates - Available for Employment:	2	4	3	1	3	4	3	1	1	0	2	1	25	96%
Graduates - Employed in Field:	2	3	1	1	2	4	3	1	1	0	0	0	18	69%
EMPLOYMENT RATE	100%	75%	33%	100%	67%	100%	100%	100%	100%	0%	0%	0%		72%
Graduates - Unrelated Occupation:	0	0	0	0	0	0	0	0	0	0	0	0	0	0%
Graduates - Unemployed:	0	1	2	0	1	0	0	0	0	0	2	1	7	28%
Graduates - Unknown:	0	0	0	0	0	0	0	0	0	0	0	0	0	0%
Non-Graduated Students Who Obtained Training Related Employment	0	0	0	0	0	0	0	0	0	0	0	0	0	0%
Employment Rate with Non-Graduated Employed Students	100%	75%	33%	100%	67%	100%	100%	100%	100%	0%	0%	0%		72%

LICENSURE / CERTIFICATION EXAMINATION PASS RATES CHART

Licensure / Certification Name:														
1. Class Start Date:	03/23	04/23	05/23	06/23	07/23	08/23	09/23	10/23	11/23	12/23	01/24	02/24		
2. Number of Graduates:	2	4	3	1	3	5	3	1	1	0	2	1	26	
3. # of Graduates Taking Exam:	0	0	0	0	0	0	0	0	0	0	0	0	0	
4. # of Graduates Passing Exam:	0	0	0	0	0	0	0	0	0	0	0	0	0	
5. Percentage of Grads Passing Exam:	0	0	0	0	0	0	0	0	0	0	0	0	0	Avg.
Licensure / Certification Examination Agency Rate:	0	0	0	0	0	0	0	0	0	0	0	0	0	0
<div style="display: flex; justify-content: space-between; align-items: center;"> Cancel Save </div>														

Annual Report: **2025** School Number: **055368** School Name: **North-West College** Type: **Main** Annual Report Status: **Submitted**

Address1: **2121 W. Garvey Ave., N.** City: **West Covina** State: **CA** Zip: **91790**



GRADUATION AND EMPLOYMENT CHART

You must **SAVE** the G&E form to calculate totals

Cancel	<input checked="" type="checkbox"/> Complete	Save
Approved Program Title:	Surgical Technology	
Program Code:	166	
Credential:	AOS	
Report Date:	7/2025	Program Length in Months: <input type="text" value="19"/>
Beginning Date:	12/2021	End Date: 11/2022
Is this chart for a satellite location? <input type="radio"/> Yes <input checked="" type="radio"/> No ?		
Is this chart for a program offered 100% via Distance Education? <input type="radio"/> Yes <input checked="" type="radio"/> No ?		

REPORTING PERIOD

Class Start Date (eg 01/21):	12/21	01/22	02/22	03/22	04/22	05/22	06/22	07/22	08/22	09/22	10/22	11/22	Total	%
Number Started:	0	7	0	0	0	12	0	0	12	0	0	0	31	
Transfers to Another Program/Cohort:	0	0	0	0	0	0	0	0	0	0	0	0	0	0%
Transfers from Another Program/Cohort:	0	0	0	0	0	0	0	0	0	0	0	0	0	0%
Total Starts (+/- Transfers):	0	7	0	0	0	12	0	0	12	0	0	0	31	
Unavailable for Graduation: ?	0	0	0	0	0	0	0	0	0	0	0	0	0	0%
Students Available For Graduation:	0	7	0	0	0	12	0	0	12	0	0	0	31	100%
Withdrawn/Terminated Students:	0	3	0	0	0	3	0	0	4	0	0	0	10	32%
Graduates within 150% Program Length:	0	4	0	0	0	9	0	0	8	0	0	0	21	68%

GRADUATION RATE	0%	57%	0%	0%	0%	75%	0%	0%	67%	0%	0%	0%	68%
Graduates - Further Education: 	0	0	0	0	0	0	0	0	0	0	0	0	0
Graduates - Unavailable for Employment: 	0	0	0	0	0	0	0	0	0	0	0	0	0
Graduates - Available for Employment:	0	4	0	0	0	9	0	0	8	0	0	0	21
Graduates - Employed in Field:	0	4	0	0	0	6	0	0	5	0	0	0	15
EMPLOYMENT RATE	0%	100%	0%	0%	0%	67%	0%	0%	63%	0%	0%	0%	71%
Graduates - Unrelated Occupation:	0	0	0	0	0	0	0	0	0	0	0	0	0
Graduates - Unemployed:	0	0	0	0	0	3	0	0	3	0	0	0	6
Graduates - Unknown:	0	0	0	0	0	0	0	0	0	0	0	0	0
Non-Graduated Students Who Obtained Training Related Employment	0	0	0	0	0	0	0	0	0	0	0	0	0
Employment Rate with Non-Graduated Employed Students	0%	100%	0%	0%	0%	67%	0%	0%	63%	0%	0%	0%	71%

LICENSURE / CERTIFICATION EXAMINATION PASS RATES CHART

Licensure / Certification Name:														
1. Class Start Date:	12/21	01/22	02/22	03/22	04/22	05/22	06/22	07/22	08/22	09/22	10/22	11/22		
2. Number of Graduates:	0	4	0	0	0	9	0	0	8	0	0	0	21	
3. # of Graduates Taking Exam:	0	0	0	0	0	0	0	0	0	0	0	0	0	
4. # of Graduates Passing Exam:	0	0	0	0	0	0	0	0	0	0	0	0	0	
5. Percentage of Grads Passing Exam:	0	0	0	0	0	0	0	0	0	0	0	0	0	Avg.
Licensure / Certification Examination Agency Rate:	0	0	0	0	0	0	0	0	0	0	0	0	0	0
<div style="display: flex; justify-content: space-between; align-items: center;"> Cancel Save </div>														

Annual Report: **2025** School Number: **055368** School Name: **North-West College** Type: **Main** Annual Report Status: **Submitted**
 Address1: **2121 W. Garvey Ave., N.** City: **West Covina** State: **CA** Zip: **91790**



GRADUATION AND EMPLOYMENT CHART

You must **SAVE** the G&E form to calculate totals

Cancel	<input checked="" type="checkbox"/> Complete	Save
Approved Program Title:	Vocational Nurse	
Program Code:	1715	
Credential:	Diploma	
Report Date:	7/2025	Program Length in Months: <input type="text" value="15"/>
Beginning Date:	6/2022	End Date: 5/2023
Is this chart for a satellite location? <input type="radio"/> Yes <input checked="" type="radio"/> No ?		
Is this chart for a program offered 100% via Distance Education? <input type="radio"/> Yes <input checked="" type="radio"/> No ?		

REPORTING PERIOD

Class Start Date (eg 01/21):	06/22	07/22	08/22	09/22	10/22	11/22	12/22	01/23	02/23	03/23	04/23	05/23	Total	%
Number Started:	0	0	51	0	0	45	0	0	0	42	0	1	139	
Transfers to Another Program/Cohort:	0	0	0	0	0	0	0	0	0	0	0	0	0	0%
Transfers from Another Program/Cohort:	0	0	0	0	0	0	0	0	0	0	0	0	0	0%
Total Starts (+/- Transfers):	0	0	51	0	0	45	0	0	0	42	0	1	139	
Unavailable for Graduation: ?	0	0	0	0	0	0	0	0	0	0	0	0	0	0%
Students Available For Graduation:	0	0	51	0	0	45	0	0	0	42	0	1	139	100%
Withdrawn/Terminated Students:	0	0	10	0	0	8	0	0	0	9	0	1	28	20%
Graduates within 150% Program Length:	0	0	41	0	0	37	0	0	0	33	0	0	111	80%

GRADUATION RATE	0%	0%	80%	0%	0%	82%	0%	0%	0%	79%	0%	0%		80%
Graduates - Further Education: 	0	0	0	0	0	2	0	0	0	0	0	0	2	2%
Graduates - Unavailable for Employment: 	0	0	0	0	0	0	0	0	0	0	0	0	0	0%
Graduates - Available for Employment:	0	0	41	0	0	35	0	0	0	33	0	0	109	98%
Graduates - Employed in Field:	0	0	35	0	0	23	0	0	0	19	0	0	77	69%
EMPLOYMENT RATE	0%	0%	85%	0%	0%	66%	0%	0%	0%	58%	0%	0%		71%
Graduates - Unrelated Occupation:	0	0	0	0	0	0	0	0	0	0	0	0	0	0%
Graduates - Unemployed:	0	0	6	0	0	12	0	0	0	14	0	0	32	29%
Graduates - Unknown:	0	0	0	0	0	0	0	0	0	0	0	0	0	0%
Non-Graduated Students Who Obtained Training Related Employment	0	0	0	0	0	0	0	0	0	0	0	0	0	0%
Employment Rate with Non-Graduated Employed Students	0%	0%	85%	0%	0%	66%	0%	0%	0%	58%	0%	0%		71%

LICENSURE / CERTIFICATION EXAMINATION PASS RATES CHART

Licensure / Certification Name:	BVNPT													
1. Class Start Date:	06/22	07/22	08/22	09/22	10/22	11/22	12/22	01/23	02/23	03/23	04/23	05/23		
2. Number of Graduates:	0	0	41	0	0	37	0	0	0	33	0	0	111	
3. # of Graduates Taking Exam:	0	0	38	0	0	27	0	0	0	27	0	0	92	
4. # of Graduates Passing Exam:	0	0	37	0	0	27	0	0	0	24	0	0	88	
5. Percentage of Grads Passing Exam:	0	0	97	0	0	100	0	0	0	89	0	0	96	Avg.
Licensure / Certification Examination Agency Rate:	0	0	0	0	0	0	0	0	0	0	0	0	0	0
Cancel											Save			



Log Off
Timeout: 44.9 minutes

- Annual Report
- Programs
- School Info
- DMS
- HELP ?



Annual Report: **2025** School Number: **055368** School Name: **North-West College** Type: **Main** Annual Report Status: **Submitted**

Address1: **2121 W. Garvey Ave., N.** City: **West Covina** State: **CA** Zip: **91790**

GRADUATION AND EMPLOYMENT CHART
You must **SAVE** the G&E form to calculate totals

Cancel	<input checked="" type="checkbox"/> Complete	Save
Approved Program Title:	Healthcare Administration	
Program Code:	120	
Credential:	AS	
Report Date:	7/2025	Program Length in Months: <input type="text" value="20"/>
Beginning Date:	10/2021	End Date: 9/2022
Is this chart for a satellite location? <input type="radio"/> Yes <input checked="" type="radio"/> No ?		
Is this chart for a program offered 100% via Distance Education? <input type="radio"/> Yes <input checked="" type="radio"/> No ?		

REPORTING PERIOD														
Class Start Date (eg 01/21):	10/21	11/21	12/21	01/22	02/22	03/22	04/22	05/22	06/22	07/22	08/22	09/22	Total	%
Number Started:	0	0	0	0	0	0	0	0	0	0	1	0	1	
Transfers to Another Program/Cohort:	0	0	0	0	0	0	0	0	0	0	0	0	0	0%
Transfers from Another Program/Cohort:	0	0	0	0	0	0	0	0	0	0	0	0	0	0%
Total Starts (+/- Transfers):	0	0	0	0	0	0	0	0	0	0	1	0	1	
Unavailable for Graduation: ?	0	0	0	0	0	0	0	0	0	0	0	0	0	0%
Students Available For Graduation:	0	0	0	0	0	0	0	0	0	0	1	0	1	100%
Withdrawn/Terminated Students:	0	0	0	0	0	0	0	0	0	0	0	0	0	0%
Graduates within 150% Program Length:	0	0	0	0	0	0	0	0	0	0	1	0	1	100%

GRADUATION RATE	0%	0%	0%	0%	0%	0%	0%	0%	0%	0%	100%	0%		100%
Graduates - Further Education: 	0	0	0	0	0	0	0	0	0	0	0	0	0	0
Graduates - Unavailable for Employment: 	0	0	0	0	0	0	0	0	0	0	0	0	0	0
Graduates - Available for Employment:	0	0	0	0	0	0	0	0	0	0	1	0	1	100%
Graduates - Employed in Field:	0	0	0	0	0	0	0	0	0	0	1	0	1	100%
EMPLOYMENT RATE	0%	0%	0%	0%	0%	0%	0%	0%	0%	0%	100%	0%		100%
Graduates - Unrelated Occupation:	0	0	0	0	0	0	0	0	0	0	0	0	0	0%
Graduates - Unemployed:	0	0	0	0	0	0	0	0	0	0	0	0	0	0%
Graduates - Unknown:	0	0	0	0	0	0	0	0	0	0	0	0	0	0%
Non-Graduated Students Who Obtained Training Related Employment	0	0	0	0	0	0	0	0	0	0	0	0	0	0%
Employment Rate with Non-Graduated Employed Students	0%	0%	0%	0%	0%	0%	0%	0%	0%	0%	100%	0%		100%

LICENSURE / CERTIFICATION EXAMINATION PASS RATES CHART

Licensure / Certification Name:														
1. Class Start Date:	10/21	11/21	12/21	01/22	02/22	03/22	04/22	05/22	06/22	07/22	08/22	09/22		
2. Number of Graduates:	0	0	0	0	0	0	0	0	0	0	1	0	1	
3. # of Graduates Taking Exam:	0	0	0	0	0	0	0	0	0	0	0	0	0	
4. # of Graduates Passing Exam:	0	0	0	0	0	0	0	0	0	0	0	0	0	
5. Percentage of Grads Passing Exam:	0	0	0	0	0	0	0	0	0	0	0	0	0	Avg.
Licensure / Certification Examination Agency Rate:	0	0	0	0	0	0	0	0	0	0	0	0	0	0
<div style="display: flex; justify-content: space-between; align-items: center;"> Cancel Save </div>														